

# Knox County, Tennessee

## OMB A-87 Cost Allocation Plan Fiscal Year 2013



**Based on Fiscal Year Ended June 30, 2013  
For Use in Fiscal Year 2015  
Date: May 16, 2014**



**Sequoia Consulting Group  
7544 Cobblesprings Drive  
Avon, IN 46123  
(317) 2752-7011  
[www.sequoiacg.com](http://www.sequoiacg.com)**

**Knox County, Tennessee**  
**OMB A-87 Cost Allocation Plan**  
**Table of Contents**



***Based on Fiscal Year Ended June 30, 2013***  
***For Use in Fiscal Year 2015***

<u>Section</u>	<u>Description</u>
	Introduction
Section 1	Certification and Organization Chart
Section 2	Indirect Cost Rate Proposal
Section 3	Reconciliation of Cost Allocation Model to Expenditure Report
Section 4	Reading the Cost Allocation Plan and Methodology
Section 5	OMB A-87 Cost Allocation Plan
	- Table of Contents
	- Summary of Allocated Costs
	- Schedule of Fixed Costs
	- Schedule of Departmental Costs
	- Schedule of Direct Billings
	- Detailed Schedules

# Introduction

The enclosed Central Services Cost Allocation Plan identifies the costs of indirect services provided by Central Service Departments of Knox County, Tennessee based on actual expenditures for Fiscal Year 2013. Sequoia Consulting Group prepared these documents at the request of Knox County, Tennessee.

This Cost Allocation Plan is used by Knox County to claim indirect costs as charges against federal and state grants and contracts (awards).

The CAP and indirect cost rates have been prepared in accordance with principles and procedures of U.S. Office of Management and Budget Circular A-87 (OMB A-87), *“Cost Principles for State, Local and Indian Tribal Governments”*. District personnel provided all expenditure and allocation data to Sequoia Consulting Group consultants, who then prepared the Cost Allocation Plan using a double step-down methodology.

There are two sets of principles which must be incorporated into policies and procedures utilized to recover indirect costs from non-general fund sources. Principles related to all funding sources are incorporated within generally accepted accounting principles (GAAP) as recognized for the Governmental Accounting Standards Board (GASB). In addition, principles and procedures which must be followed for recover of costs on Federal awards are presented in OMB A-87.

## **GAAP PRINCIPLES**

GAAP does not require an entity to charge any of its non-general funds for indirect or administrative costs. However, if an entity does, there are three basic concepts incorporated within GAAP which should be followed. First, costs should be necessary and reasonable for proper performance of a program. Second, costs should be charged or allocated to programs in accordance with relative benefits received. A program should only be charged for services it utilizes or benefits from, and should only be charged in relation to benefits derived from the service. Third, costs should be accorded consistent treatment as either direct or indirect. A cost should not be charged to a program as a direct cost if any other costs incurred for the same purpose in like circumstances have been allocated to the program as indirect costs.

## **OMB A-87 PRINCIPLES AND PROCEDURES**

OMB A-87 establishes principles for determining allowable indirect costs and procedures which must be followed to recover indirect costs on Federal awards. OMB A-87 principles for the identification of indirect costs are generally in accordance with GAAP. OMBA-87 requires an indirect cost to meet the following general criteria in order to be allowable as a cost of a Federal award:

- Be necessary and reasonable for proper and efficient performance and administration of Federal awards
- Be allocable to Federal awards under the provisions of the Circular. A cost is allocable to a particular cost objective if the goods or services involved are chargeable or assignable to such cost objective in accordance with relative benefits received.
- Be authorized or not prohibited under State or local laws or regulations.
- Conform to any limitations or exclusions set forth in OMB A-87 principles, Federal laws, terms and conditions of the Federal award, or other governing regulations as to types or amounts of cost items.
- Be accorded consistent treatment. A cost may not be assigned a Federal award as a direct cost if any other cost incurred for the same purpose in like circumstances has been allocated to the Federal award as an indirect cost.
- Except as otherwise provided for in OMB A-87, be determined in accordance with generally accepted accounting principles.
- Not to be included as a cost or used to meet cost sharing or matching requirements of any other Federal award in either the current or a prior period, except as a specifically provided by Federal law or regulation.
- Be the net of all applicable credits
- Be adequately documented

**Knox County, Tennessee**  
**OMB A-87 Cost Allocation Plan**



**Section 1**  
**Certification and Organizational Chart**

# Knox County, Tennessee

## OMB A-87 Cost Allocation Plan

### Certification of Cost Allocation Plan

This is to certify that I have reviewed the indirect cost rate proposal submitted herewith and to the best of my knowledge and belief:

(1) All costs included in this proposal to establish billing for final indirect costs rates for the period July 1, 2014 through June 30, 2015 are allowable in accordance with the requirements of the Federal award(s) to which they apply and OMB Circular A-87, "Cost Principles for State and Local Governments." Unallowable costs have been adjusted for in allocating costs as indicated in the cost allocation plan.

(2) All costs included in the proposal are properly allocable to Federal awards on the basis of a beneficial or causal relationship between the expenses incurred and the agreements to which they are allocated in accordance with applicable requirements. Further, the same costs that have been treated as indirect costs have not been claimed as direct costs. Similar types of costs have been accounted for consistently and Federal Government will be notified of any accounting changes that would affected the predetermined rate.

I declare that the foregoing is true and correct.

**Governmental Unit:** Knox County, Tennessee

**Signature:** \_\_\_\_\_


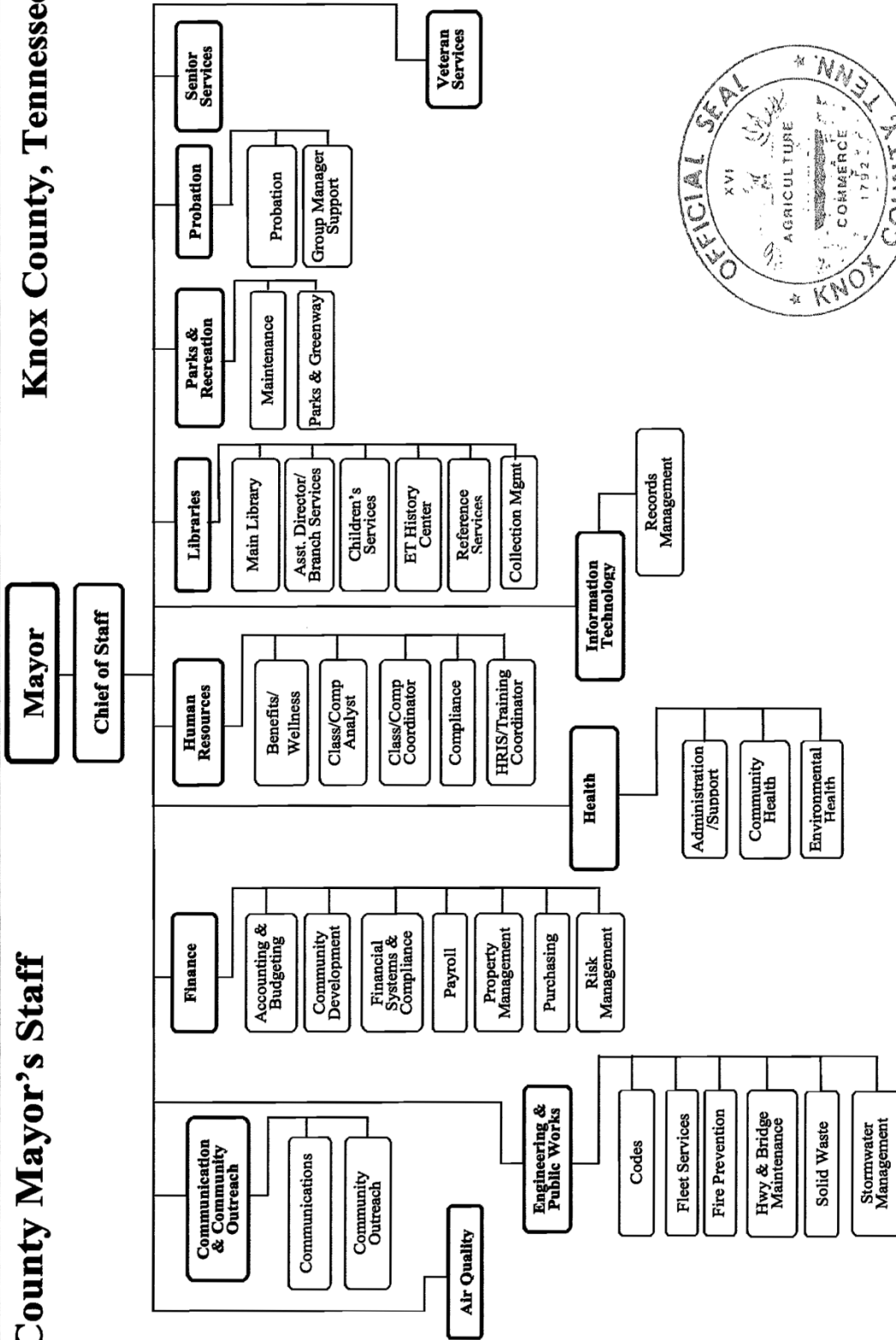
**Name of Official:** \_\_\_\_\_

**Title:** \_\_\_\_\_

**Date of Execution:** \_\_\_\_\_


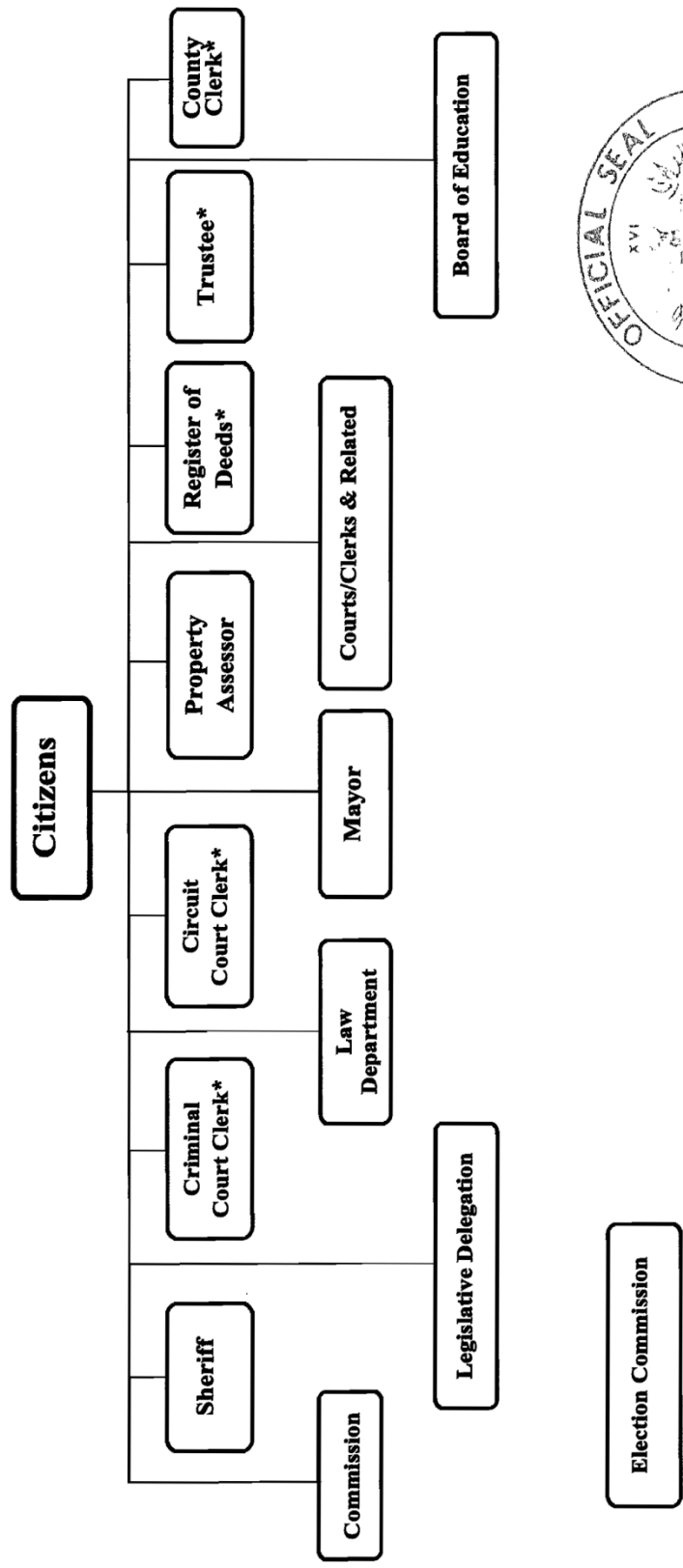
# County Mayor's Staff

# Knox County, Tennessee



# Elected Offices

# Knox County, Tennessee



**\*Fee Offices**



**Knox County, Tennessee**  
**OMB A-87 Cost Allocation Plan**



**Section 2**  
**Indirect Cost Rate Proposal**

# Knox County, Tennessee

## OMB A-87 Cost Allocation Plan

**Proposed FY 2014 / 15 Indirect Cost Rates - OMB A-87**  
**Based on Actual Expenditures of FY ending June 30, 2013**

<u>Accounting Unit</u>	<u>FY 2013</u> <u>Salaries</u>	<u>Indirect</u> <u>Costs</u>	<u>FY 2015</u> <u>Proposed</u> <u>Rate</u>
1018900 - Court Officers	\$ -	\$ 3,681	
1018906 - Records & Communication	-	13,289	
1018909 - School Security	-	-	
1018912 - Training	-	13,425	
1018915 - Planning & Development	-	3,213	
1018918 - Stop Violence Against Women	-	6,506	
1018921 - Patrol	44,056,782	14,136,777	
1018924 - Warrants	-	15,115	
1018927 - Detectives	-	38,602	
1018930 - Forensics	-	8,888	
1018933 - Juvenile Division	-	68,539	
1018936 - Special Teams	-	2,653	
1018937 - Victim's Rights	-	24	
1018938 - Chaplain's Fund	-	73	
1018939 - Batter's Treatment	-	-	
1018940 - Senior Citizens Awareness	-	544	
1018942 - Narcotics	-	16,561	
1018943 - Vice	-	104	
1018945 - Internal Affairs	-	3,164	
1018948 - Special Services	-	9,455	
1018950 - Inmate Education	-	12	
1018951 - DARE Donations	-	483	
1018952 - Teen Academy-Sheriff	-	326	
1018953 - Sexual Offender Registry	-	1,663	
1018954 - Interest Earned-Inmates	-	599	
1018955 - Donations / Sherriff-Target	-	12	
1018956 - Honor Guard Golf Tournament	-	1,425	
1018957 - Auxiliary Services	361,430	300,570	
1018960 - Correctional Facilities	-	378,431	
1018965 - Explorer Post	-	12	
1018966 - Wal-Mart Foundation	-	12	
1018969 - Jail Commissary	269,024	183,015	
1018980 - Sheriff's Radio Rebanding	-	12	
1018985 - Sheriff's K-9 Donations	-	1,522	
1018990 - KCSO Reserve Training Academy	-	180	
1018991 - Fallen Officers	-	12	
1018993 - Sheriff Animal Control	-	1,947	
1018995 - Sheriff Juvenile Court Officers	-	2,595	
<b>Total</b>	<u>\$ 44,687,236</u>	<u>\$ 15,213,441</u>	<u>34.04%</u>

# Knox County, Tennessee

## OMB A-87 Cost Allocation Plan

Proposed FY 2014 / 15 Indirect Cost Rates - OMB A-87  
Based on Actual Expenditures of FY ending June 30, 2013

<u>Accounting Unit</u>	<u>FY 2013</u> <u>Salaries</u>	<u>Indirect</u> <u>Costs</u>	<u>FY 2015</u> <u>Proposed</u> <u>Rate</u>
1015403 - Preventive Health Services	1,764,237.47	1,024,599	
1015406 - Dental Services	861,700	447,729	
1015409 - Emergency Medical Services	57,244	7,101	
1015412 - Food & Restaurant Inspection	754,541	459,890	
1015421 - Diagnostic Services	-	327	
1015424 - Medial & Dental-Indigent Care	-	27,349	
1015430 - Pediatric Care Services	-	315	
1015433 - Pharmacy	194,170	77,856	
1015436 - Primary Care Services	-	899	
1015439 - Animal Control	9,391	3,075	
1015442 - School Health Program	46,237	38,050	
1015445 - Social Services	368,558	320,679	
1015448 - Ground Water Services	373,881	268,220	
1015451 - Vector Control Services	-	905	
1015454 - Disease Surveillance & Investigation	248,186	252,199	
1015457 - Vital Records	173,780	144,955	
1015460 - Women's Health Services	335,017	109,975	
1015463 - Community Health Services	1,164,676	603,679	
1015465 - Child Car Seat Program	-	980	
1015467 - Community Health Services Grant Match	-	308	
<b>Total</b>	<u>\$ 6,351,619</u>	<u>\$ 3,789,088</u>	<u>59.66%</u>

**Knox County, Tennessee**  
**OMB A-87 Cost Allocation Plan**



**Section 3**  
**Reconciliation of**  
**Cost Allocation Model to Expenditure Report**

**Knox County, TN**  
**OMB A-87 Cost Allocation Plan**  
**FY 2013 Reconciliation**

Dept No.	Dept ID	Department Description	Expenditures	Activities	Allocation Basis
1		Equipment Use Charges	\$ 105,682.92	Equipment Use	Acquisition Cost of Fixed Assets
2		Building Use	421,462.00	CCB Building Use	Square Footage by Department
3	1010920	Internal Audit	225,286.67	Internal Audit Services	Accounting Transaction Numbers by Dept / Fund
4	1013210	Law Department	1,654,353.77	Policy Development / Contract Review School Legal Services	General Government / Unallocated Expenditures by Department / Fund (Excl. FD 240) 100% Allocated to Schools
5	1013320	ADA Compliance Office	84,131.26	ADA / FMLA Dept Services Interpreter Services	General Government / Unallocated # of FTE's per Department / Fund (Excluding FD 240) Interpreter Charges per Department
6	1013610	Human Resources	647,826.11	General Govt Human Resources	General Government / Unallocated # of FTE's per Department / Fund (Excluding FD 240)
7	1013910	Mail Room - Operating	93,788.34	Mail Room Services	General Government / Unallocated Amount of Postage Charges per Department
8	1015415	Health Administration	976,980.01	Health Administration Services	General Government / Unallocated Number of Supervised FTE's per Department
9	1015710	Finance	1,794,942.66	Budget Accounting Accounts Payable	Expenditures by Department / Fund (Excl. FD 240) Accounting Transactions by Department / Fund Accounts Payable Transactions per Department / Fund (Excl. FD 240) Payroll Checks processed by Department / Fund (Excl. FD 240)
10	1016010	Purchasing	842,809.95	General Govt Purchasing Services	General Government / Unallocated Purchase Orders processed per Department / Fund
11	1016020	Property Management	313,745.50	Property Management Services School Buying	General Government / Unallocated Number of Fixed Assets per Department / Fund School Buying
12	1016050	e-Government Purchasing	122,087.24	E-Card Procurement	General Government / Unallocated Credit Card Transactions per Department / Fund
13	1016930	Auditing Contract	316,599.00	Audit Contract	Accounting Transactions by Department (General Fund Only)
14	1017910	Information Technology	4,703,319.91	Network Support - County Network Support - All Users	Workstations per Department (County Use Only) Workstations per Department (All Users)
15	1017920	Records Management	333,239.85	Records Storage General Govt	General Government / Unallocated Number of Storage Boxes Received per Department / Fund
16	1018903	Sheriff Administration	12,578,921.24	Sheriff Services	General Government / Unallocated Number of Supervised FTE's per Department
17	1019710	County Trustee	584,738.79	County Trustee Services General Govt	General Government / Unallocated Accounting Transactions by Department / Fund
18	131 / 2350110	PW - Administration	458,699.21	PW Administration General Govt	General Government / Unallocated Number of Supervised FTE's per Department
19	266 / 54000xx	Risk Management Fund	3,773,953.14	Risk Management General Govt	General Government / Unallocated Amount of Worker's Compensation Charges per Department
20	1015400	Support Services	2,154,538.45	Health Admin. Support Services General Govt	General Government / Unallocated Number of Supervised FTE's per Health Admin. Department General Government / Unallocated
		Total Allocations	\$ 32,187,106.02		
		Information Technology Unallocable Costs	99,102.96		
		Sheriff's Administration Unallocable Costs	110,000.00		
		Cost Adjustments for Depreciation	(527,144.92)		
		Total Central Services Expenditures	\$ 31,869,064.06		

**Knox County, Tennessee**  
**OMB A-87 Cost Allocation Plan**



**Section 4**

**Reading the Cost Allocation Plan and Methodology**

## **Reading the Cost Allocation Plan**

### **Overview**

The Cost Allocation Plan has been developed utilizing a methodology that is in accordance with generally accepted accounting principles and U.S. Office of Management and Budget Circular A-87 (OMB A-87), "*Cost Principles for State, Local and Indian Tribal Governments*". The methodology accommodates detailed analysis of all service areas through the provision of a structure that identifies total indirect costs by activity and allocates costs to benefiting offices/divisions utilizing a base that appropriately represents the level of benefit provided or derived from each activity. Schedules are included that provide complete, auditable detail on all costs and calculations included in the Plan. Also provided are a number of summary and management reports. Brief descriptions of the methodology and format of the Plan are provided in the following paragraphs.

### **Plan Methodology**

A multiple allocation base methodology has been utilized to prepare the Plan. This methodology acknowledges that the utilization of central administration and support (indirect) services by users varies by type of service. The cost of each indirect service or service activity is allocated to users based on an appropriate allocation base related to the service performed. For example, general accounting is allocated to users based on journal entries processed; purchasing activities are allocated on the purchase requisitions processed; and human resources activities allocated on positions served. In selecting an allocation base, the objective has been to utilize a basis for each activity which is available and reasonably results in the allocation of costs to users based on the relative benefit they receive or derive.

A double step-down allocation procedure has been used to distribute costs among administrative and support (indirect) services and to entities that receive benefits. The double step-down procedure initially requires a sequential ordering of indirect services. Indirect service allocations are then made in the order selected to all benefiting entities, including cross allocations to other indirect services.

To insure that the cross-benefit of services among indirect services is fully recognized, a second step-down allocation for each indirect service is made. Allocated costs of each indirect service, consist of the following:

First Allocation – the actual operating expenditures, exclusive of unallowable items (i.e. Capital expenditures and general government costs as designated by OMB Circular A-87), plus all allocated costs from other indirect services which have been identified up to this point.

Second Allocation – costs from other indirect service made subsequent to that section's first allocation. After the second allocation of each indirect service, that service is "closed" and cannot receive any additional allocation from other indirect services.

### **Plan Format**

A Table of Contents is included at the beginning of the Plan. The allocation of costs have been accomplished in the same order as shown in the Table of Contents. The Table of Contents, also, permits the ready identification of the following summary data and sections of the Plan:

- ❑ **Summary Data** – the following summary schedules are provided at the beginning of the Plan.
  - ❑ Summary of Allocated Costs – provides costs allocated to each office/division from each indirect service. Allocated offices/sections are listed on the left side of the page and receiving or benefiting offices / divisions are listed across the top with a total at the bottom of the page.
  - ❑ Schedule of Departmental Costs – summarizes the costs allocated from each indirect service and to each receiving office / division. The column labeled "Expenditures" is the total costs of the indirect service and reconciles the Department's actual expenditures. Columns labeled "Cost Adjustment" and "Disallowed / Capitalized" are any costs added or deducted. Column labeled "Total Allocation" is the amount allocated to each receiving office / division, and agrees with Schedule A.
- ❑ **Schedules** – schedules on each indirect service are presented in the following format:
  - ❑ Nature and Extent of Services – a narrative description of the service that each function identified. Also described are the allocation bases used for each activity and any other relevant information on expenditures.



- ❑ Costs to be Allocated by Function – costs for each service are identified by activity to the extent deemed necessary to insure the application of an allocation/assignment bases which most closely correlate with the benefits derived by receiving activities and services. Total costs allocated are the same as reflected on the previous schedule. Activities are listed across the top of the page with a total cost for each activity provided at the bottom of the page.
- ❑ Detail Allocation – detailed schedule of the allocation of each function/activity is provided on all activities except for General Administration. Costs of General Administration are re-allocated to all other activities based on salaries and wages unless otherwise noted.
- ❑ Department Cost Allocation Summary – provides a summary of costs allocated by activity. The office/divisions receiving allocations are listed on the left side of the page and allocated activities are listed across the top.

### **Cost Allocation Plan**

The Cost Allocation Plan is provided on the following pages.

**Knox County, Tennessee**  
**OMB A-87 Cost Allocation Plan**



**Section 5**  
**OMB A-87 Cost Allocation Plan**

**Knox County, Tennessee**  
**OMB A-87 Cost Allocation Plan**

**Table of Contents**

Description	Page #
Summary of Allocated Costs	1
Schedule of Fixed Costs	52
Schedule of Departmental Costs	57
Dept 1 – Equipment Use Charges	58
Dept 2 – Building Use Charges	62
Dept 3 – Internal Audit	67
Dept 4 – Law Department	78
Dept 5 – ADA Compliance Office	90
Dept 6 – Human Resources	100
Dept 7 – Mail Room – Operating	108
Dept 8 – Health Department	115
Dept 9 – Finance	119
Dept 10 – Purchasing	147
Dept 11 – Property Management	155
Dept 12 – e-Government Purchasing	164
Dept 13 – Auditing Contract	170
Dept 14 – Information Technology	180
Dept 15 – Records Management	191
Dept 16 – Sheriff Administration	196
Dept 17 – County Trustee	202
Dept 18 – PW – Administration	213
Dept 19 – Risk Management	218
Dept 20 – Support Services (Health Administration)	226

**SUMMARY OF ALLOCATED COSTS  
KNOX COUNTY, TN  
FISCAL YEAR 2013**

Central Services Departments	<b>Total Allocated Costs</b>	1010010 - Attorney General's Office	1010020 - Bad Check Unit	1010310 - Circuit Court Clerk's Office
Equipment Use Charges	7,960.03			
Building Use	339,833.27	14,272.12		3,668.66
1010920 - Internal Audit	225,331.63	1,409.11	96.05	315.27
1013210 - Law Department	1,723,455.42	2,846.16	109.11	70.46
1013320 - ADA Compliance Office	83,324.17	1,370.27	199.83	
1013610 - Human Resources	643,328.08	12,319.45	1,796.59	
1013910 - Mail Room - Operating	79,013.80	1,120.36		1,402.95
1015415 - Health Administration	1,276,922.50			
1015710 - Finance	1,802,102.14	16,089.38	1,054.34	2,165.53
1016010 - Purchasing	879,111.31	785.10		1,570.20
1016020 - Property Management	242,357.01	7,680.91		2,101.38
1016050 - e-Government Purchasing	95,641.11	440.52		
1016930 - Auditing Contract	266,247.61	4,332.48	295.32	969.34
1017910 - Information Technology	1,706,575.89	210,173.80		37,448.46
1017920 - Records Management	246,508.74	11,599.24		16,454.73
1018903 - Sheriff Administration	14,991,461.19			
1019710 - County Trustee	694,863.61	4,226.07	288.06	945.53
131 / 2350110 - PW - Administration	569,043.52			
266 / 54000xx - Risk Management Fund	3,700,224.61	37.71		85.97
1015400 - Support Services	2,613,800.36			
<b>Total Allocated Costs</b>	<b>32,187,106.02</b>	<b>288,702.67</b>	<b>3,839.30</b>	<b>67,198.49</b>

**SUMMARY OF ALLOCATED COSTS  
KNOX COUNTY, TN  
FISCAL YEAR 2013**

Central Services Departments	1010320 - Civil Sessions Clerk's Office	1010330 - IV-D Child Support Clerk's Office	1010610 - Probate Court	1010620 - Chancery Court
Equipment Use Charges				
Building Use			4,051.09	13,529.62
1010920 - Internal Audit	155.94	698.34	284.76	361.60
1013210 - Law Department	50.28	875.91	38.15	74.27
1013320 - ADA Compliance Office		990.50		
1013610 - Human Resources		4,363.14		
1013910 - Mail Room - Operating	629.06		1,703.67	2,565.83
1015415 - Health Administration				
1015710 - Finance	953.26	5,928.10	1,859.59	2,486.84
1016010 - Purchasing	672.94	1,682.36	2,018.83	1,458.05
1016020 - Property Management		36.23	615.92	2,137.61
1016050 - e-Government Purchasing				
1016930 - Auditing Contract	479.46	2,147.13	875.53	1,111.78
1017910 - Information Technology	44,139.15	13,022.41	18,603.44	46,508.61
1017920 - Records Management	7,957.62			
1018903 - Sheriff Administration				
1019710 - County Trustee	467.68	2,094.39	854.02	1,084.48
131 / 2350110 - PW - Administration				
266 / 54000xx - Risk Management Fund	37.71	245.55	49.17	37.71
1015400 - Support Services				
<b>Total Allocated Costs</b>	<b>55,543.10</b>	<b>32,084.07</b>	<b>30,954.17</b>	<b>71,356.39</b>

**SUMMARY OF ALLOCATED COSTS  
KNOX COUNTY, TN  
FISCAL YEAR 2013**

Central Services Departments	1010910 - County Commission Office	1010915 - Commission Discretionary	1010925 - Audit Committee	1010930 - Codes Commission
Equipment Use Charges	3,513.47			
Building Use	1,833.30			
1010920 - Internal Audit	788.74	103.96	13.56	5.65
1013210 - Law Department	591.55	38.81	5.92	10.20
1013320 - ADA Compliance Office	371.11			
1013610 - Human Resources	3,336.52			
1013910 - Mail Room - Operating	18.58			
1015415 - Health Administration				
1015710 - Finance	6,135.59	946.82	92.85	42.53
1016010 - Purchasing	1,233.73			
1016020 - Property Management	1,413.00			
1016050 - e-Government Purchasing	75.79			
1016930 - Auditing Contract	2,425.08	319.64	41.69	17.37
1017910 - Information Technology	9,301.72			
1017920 - Records Management	809.25			
1018903 - Sheriff Administration				
1019710 - County Trustee	2,365.51	311.79	40.67	16.94
131 / 2350110 - PW - Administration				
266 / 54000xx - Risk Management Fund	1,988.51			
1015400 - Support Services				
<b>Total Allocated Costs</b>	<b>36,201.45</b>	<b>1,721.02</b>	<b>194.69</b>	<b>92.70</b>

**SUMMARY OF ALLOCATED COSTS  
KNOX COUNTY, TN  
FISCAL YEAR 2013**

Central Services Departments	1010935 - Retirement Office Operations	1011210 - County Clerk's Office	1011510 - 4th Circuit Court Clerk's Office	1011520 - Criminal Court Clerk's Office
Equipment Use Charges				
Building Use	2,188.08		4,157.47	12,434.07
1010920 - Internal Audit	53.11	2,898.44	275.72	421.49
1013210 - Law Department		572.33	80.57	100.34
1013320 - ADA Compliance Office				
1013610 - Human Resources				
1013910 - Mail Room - Operating		16,127.60	3,837.78	1,136.54
1015415 - Health Administration				
1015710 - Finance	270.46	17,571.48	1,867.62	2,766.82
1016010 - Purchasing		14,131.84	1,233.73	897.26
1016020 - Property Management		5,543.30	1,231.84	4,999.84
1016050 - e-Government Purchasing	4.74	952.10	165.79	170.53
1016930 - Auditing Contract	163.29	8,911.63	847.73	1,295.92
1017910 - Information Technology	16,743.10	178,743.18	27,846.47	56,384.93
1017920 - Records Management	2,292.87	16,454.73		33,314.09
1018903 - Sheriff Administration				
1019710 - County Trustee	159.28	8,692.75	826.91	1,264.09
131 / 2350110 - PW - Administration				
266 / 54000xx - Risk Management Fund		85.97	85.97	1,546.74
1015400 - Support Services				
<b>Total Allocated Costs</b>	<b>21,874.94</b>	<b>270,685.35</b>	<b>42,457.60</b>	<b>116,732.64</b>

**SUMMARY OF ALLOCATED COSTS  
KNOX COUNTY, TN  
FISCAL YEAR 2013**

Central Services Departments	1011530 - Criminal Sessions Clerk's Office	1011810 - Election Commission Office	1012110 - Circuit Court Judge's Office	1012120 - 4th Circuit Court Judge's Office
Equipment Use Charges				
Building Use	6,051.58		8,459.33	2,443.83
1010920 - Internal Audit	352.56	909.65	118.65	127.69
1013210 - Law Department	118.41	1,899.33	9.87	11.70
1013320 - ADA Compliance Office		371.11		5,331.00
1013610 - Human Resources		3,336.52		
1013910 - Mail Room - Operating	2,767.85	4,943.38	2.90	78.02
1015415 - Health Administration				
1015710 - Finance	2,366.46	16,407.59	865.78	659.22
1016010 - Purchasing	448.63	560.79		224.31
1016020 - Property Management		13,296.67	326.08	36.23
1016050 - e-Government Purchasing		416.84		
1016930 - Auditing Contract	1,083.99	2,796.83	364.80	392.60
1017910 - Information Technology		120,922.38	16,743.10	16,743.10
1017920 - Records Management	7,148.37	13,622.36		12,408.49
1018903 - Sheriff Administration				
1019710 - County Trustee	1,057.36	2,728.13	355.84	382.96
131 / 2350110 - PW - Administration				
266 / 54000xx - Risk Management Fund	1,472.99	196.38	37.71	37.71
1015400 - Support Services				
<b>Total Allocated Costs</b>	<b>22,868.19</b>	<b>182,407.95</b>	<b>27,284.06</b>	<b>38,876.85</b>



**SUMMARY OF ALLOCATED COSTS  
KNOX COUNTY, TN  
FISCAL YEAR 2013**

Central Services Departments	1012130 - Criminal Court Judge's Office	1012140 - General Sessions Court Judges	1012150 - Jury Commission	1012410 - Juvenile Court Judges
Equipment Use Charges				
Building Use	2,983.83	8,316.66	1,233.36	
1010920 - Internal Audit	640.71	644.10	5,244.31	1,250.91
1013210 - Law Department	164.82	1,816.59	240.85	3,160.09
1013320 - ADA Compliance Office	464.85	3,338.67	28.55	3,117.15
1013610 - Human Resources		3,079.86	256.66	9,496.24
1013910 - Mail Room - Operating	3.43	8.08	772.16	
1015415 - Health Administration				
1015710 - Finance	5,322.95	5,782.85	46,026.41	12,831.30
1016010 - Purchasing		336.47	224.31	2,803.94
1016020 - Property Management	978.23	3,405.69	144.92	
1016050 - e-Government Purchasing		85.26		
1016930 - Auditing Contract	1,969.94	1,980.36	16,124.32	3,846.07
1017910 - Information Technology	16,743.10	155,257.50	1,860.34	122,782.72
1017920 - Records Management				
1018903 - Sheriff Administration				
1019710 - County Trustee	1,921.55	1,931.72	15,728.28	3,751.61
131 / 2350110 - PW - Administration				
266 / 54000xx - Risk Management Fund	37.71	37.71	37.71	7,254.67
1015400 - Support Services				
<b>Total Allocated Costs</b>	<b>31,231.11</b>	<b>186,021.51</b>	<b>87,922.20</b>	<b>170,294.69</b>

**SUMMARY OF ALLOCATED COSTS  
KNOX COUNTY, TN  
FISCAL YEAR 2013**

Central Services Departments	1012420 - IV-D Referee Program	1012710 - Juvenile Court Clerk's Office	1013010 - Juvenile Service Center	1013011 - Juvenile Service Center Donations
Equipment Use Charges				
Building Use				
1010920 - Internal Audit	389.85	661.05	1,612.50	2.26
1013210 - Law Department	394.88	630.18	3,454.19	.42
1013320 - ADA Compliance Office	85.64	314.02	1,598.64	
1013610 - Human Resources	769.97	2,823.21	14,372.69	
1013910 - Mail Room - Operating				
1015415 - Health Administration				
1015710 - Finance	2,541.11	4,954.21	17,760.58	8.27
1016010 - Purchasing	224.31	1,233.73	897.26	
1016020 - Property Management		3,804.22	905.77	
1016050 - e-Government Purchasing			1,743.15	
1016930 - Auditing Contract	1,198.64	2,032.48	4,957.86	6.95
1017910 - Information Technology	3,720.69	9,301.72		
1017920 - Records Management				
1018903 - Sheriff Administration				
1019710 - County Trustee	1,169.20	1,982.56	4,836.08	6.78
131 / 2350110 - PW - Administration				
266 / 54000xx - Risk Management Fund	122.77	37.71	4,738.26	
1015400 - Support Services				
<b>Total Allocated Costs</b>	<b>10,617.07</b>	<b>27,775.08</b>	<b>56,876.99</b>	<b>24.67</b>

**SUMMARY OF ALLOCATED COSTS  
KNOX COUNTY, TN  
FISCAL YEAR 2013**

Central Services Departments	1013310 - County Mayor	1013330 - Legislative Delegation	1013362 - Family Justice Center	1013370 - UT/Knox County Extension
Equipment Use Charges	4,446.56			
Building Use	3,734.32			2,753.47
1010920 - Internal Audit	856.54		33.90	196.62
1013210 - Law Department	788.43		68.41	351.45
1013320 - ADA Compliance Office	228.38			
1013610 - Human Resources	2,053.24			
1013910 - Mail Room - Operating	95.77			
1015415 - Health Administration				
1015710 - Finance	5,935.42		282.47	1,562.32
1016010 - Purchasing	5,607.87			
1016020 - Property Management	1,195.61	289.85		615.92
1016050 - e-Government Purchasing				208.42
1016930 - Auditing Contract	2,633.53		104.23	604.53
1017910 - Information Technology	22,324.13			
1017920 - Records Management				
1018903 - Sheriff Administration				
1019710 - County Trustee	2,568.85		101.67	589.68
131 / 2350110 - PW - Administration				
266 / 54000xx - Risk Management Fund	73.60			
1015400 - Support Services				
<b>Total Allocated Costs</b>	<b>52,542.26</b>	<b>289.85</b>	<b>590.68</b>	<b>6,882.41</b>

**SUMMARY OF ALLOCATED COSTS  
KNOX COUNTY, TN  
FISCAL YEAR 2013**

Central Services Departments	1013380 - Mayor's Education Summit	1014210 - Probation Office	1014510 - Office of Neighborhoods	1014810 - Park Maintenance
Equipment Use Charges				
Building Use				
1010920 - Internal Audit	2.26	633.93	2.26	3,227.27
1013210 - Law Department	2,851.96	655.45		2,863.91
1013320 - ADA Compliance Office		285.47		1,241.80
1013610 - Human Resources		2,566.55		11,164.50
1013910 - Mail Room - Operating		43.22		
1015415 - Health Administration				
1015710 - Finance	1,082.34	4,689.56	14.26	20,153.38
1016010 - Purchasing		112.16		2,018.83
1016020 - Property Management		688.38		
1016050 - e-Government Purchasing				
1016930 - Auditing Contract	6.95	1,949.09	6.95	9,922.66
1017910 - Information Technology		25,176.74		
1017920 - Records Management		3,102.12		
1018903 - Sheriff Administration				
1019710 - County Trustee	6.78	1,901.22	6.78	9,678.94
131 / 2350110 - PW - Administration				
266 / 54000xx - Risk Management Fund		122.77		5,008.24
1015400 - Support Services				
<b>Total Allocated Costs</b>	<b>3,950.28</b>	<b>41,926.67</b>	<b>30.24</b>	<b>65,279.55</b>

**SUMMARY OF ALLOCATED COSTS  
KNOX COUNTY, TN  
FISCAL YEAR 2013**

Central Services Departments	1014825 - U.S. Soccer Complex	1014830 - Recreation Administration	1014832 - New Harvest Farmer's Market	1014840 - Park Improvement-Amuse ment
Equipment Use Charges				
Building Use				
1010920 - Internal Audit	4.52	871.23	38.42	299.45
1013210 - Law Department	2.61	836.64	3.79	195.63
1013320 - ADA Compliance Office		142.74		
1013610 - Human Resources		1,283.28		
1013910 - Mail Room - Operating		31.22		
1015415 - Health Administration				
1015710 - Finance	29.49	6,212.78	243.75	1,498.05
1016010 - Purchasing		1,345.89		2,916.09
1016020 - Property Management		507.23		
1016050 - e-Government Purchasing				
1016930 - Auditing Contract	13.90	2,678.70	118.13	920.69
1017910 - Information Technology				
1017920 - Records Management				
1018903 - Sheriff Administration				
1019710 - County Trustee	13.56	2,612.91	115.23	898.08
131 / 2350110 - PW - Administration				
266 / 54000xx - Risk Management Fund		2,148.09		
1015400 - Support Services				
<b>Total Allocated Costs</b>	<b>64.07</b>	<b>18,670.69</b>	<b>519.31</b>	<b>6,728.00</b>

**SUMMARY OF ALLOCATED COSTS  
KNOX COUNTY, TN  
FISCAL YEAR 2013**

Central Services Departments	1014845 - Parks & Recreation	1015105 - Dept. of Community Development	1015110 - Community Services Agencies	1015120 - Indigents Asst. (CAC/Pauper)
Equipment Use Charges				
Building Use		2,540.17		
1010920 - Internal Audit	323.18	3.39	372.90	21.47
1013210 - Law Department	304.68			242.31
1013320 - ADA Compliance Office	128.46			
1013610 - Human Resources	1,154.95			
1013910 - Mail Room - Operating				
1015415 - Health Administration				
1015710 - Finance	2,046.01	12.16	2,161.56	253.83
1016010 - Purchasing	224.31			
1016020 - Property Management				
1016050 - e-Government Purchasing	10,923.10			
1016930 - Auditing Contract	993.66	10.42	1,146.53	66.01
1017910 - Information Technology	52,089.64	9,301.72		
1017920 - Records Management				
1018903 - Sheriff Administration				
1019710 - County Trustee	969.25	10.17	1,118.37	64.39
131 / 2350110 - PW - Administration				
266 / 54000xx - Risk Management Fund	639.51			
1015400 - Support Services				
<b>Total Allocated Costs</b>	<b>69,796.75</b>	<b>11,878.03</b>	<b>4,799.35</b>	<b>648.01</b>

**SUMMARY OF ALLOCATED COSTS  
KNOX COUNTY, TN  
FISCAL YEAR 2013**

Central Services Departments	1015130 - Economic and Dev. Grants	1015135 - John Tarleton Home	1015140 - Community Outreach	1015141 - Constituent Services
Equipment Use Charges				
Building Use				
1010920 - Internal Audit	20.34	14.69	236.17	134.47
1013210 - Law Department	2,174.54	826.50	124.37	122.59
1013320 - ADA Compliance Office			28.55	28.55
1013610 - Human Resources			256.66	256.66
1013910 - Mail Room - Operating				
1015415 - Health Administration				
1015710 - Finance	942.68	435.99	1,026.75	732.64
1016010 - Purchasing				
1016020 - Property Management		53,005.51		
1016050 - e-Government Purchasing				
1016930 - Auditing Contract	62.54	45.17	726.13	413.44
1017910 - Information Technology				
1017920 - Records Management				
1018903 - Sheriff Administration				
1019710 - County Trustee	61.00	44.06	708.30	403.29
131 / 2350110 - PW - Administration				
266 / 54000xx - Risk Management Fund				
1015400 - Support Services				
<b>Total Allocated Costs</b>	<b>3,261.10</b>	<b>54,371.92</b>	<b>3,106.92</b>	<b>2,091.63</b>

**SUMMARY OF ALLOCATED COSTS  
KNOX COUNTY, TN  
FISCAL YEAR 2013**

Central Services Departments	1015142 - Senior Center & Volunteer Services	1015143 - Senior Picnic	1015145 - Frank Strang Senior Center	1015146 - South Knox Senior Center
Equipment Use Charges				
Building Use				
1010920 - Internal Audit	407.93	18.08	371.77	259.90
1013210 - Law Department	73.73	11.74	91.95	87.54
1013320 - ADA Compliance Office	57.09		57.09	57.09
1013610 - Human Resources	513.31		513.31	513.31
1013910 - Mail Room - Operating	3.61			1.58
1015415 - Health Administration				
1015710 - Finance	2,377.55	136.87	1,953.49	1,347.62
1016010 - Purchasing	224.31		1,345.89	224.31
1016020 - Property Management				
1016050 - e-Government Purchasing				
1016930 - Auditing Contract	1,254.23	55.59	1,143.05	799.09
1017910 - Information Technology	1,860.34		22,324.13	9,301.72
1017920 - Records Management				
1018903 - Sheriff Administration				
1019710 - County Trustee	1,223.42	54.22	1,114.98	779.47
131 / 2350110 - PW - Administration				
266 / 54000xx - Risk Management Fund	37.71		37.71	37.71
1015400 - Support Services				
<b>Total Allocated Costs</b>	<b>8,033.24</b>	<b>276.51</b>	<b>28,953.36</b>	<b>13,409.35</b>



**SUMMARY OF ALLOCATED COSTS  
KNOX COUNTY, TN  
FISCAL YEAR 2013**

Central Services Departments	1015147 - Halls Senior Center	1015148 - Corryton Senior Center	1015149 - Carter Senior Center	1015160 - Veterans' Services
Equipment Use Charges				
Building Use				
1010920 - Internal Audit	322.05	251.99	263.29	387.59
1013210 - Law Department	97.97	81.07	94.61	94.42
1013320 - ADA Compliance Office	57.09	57.09	57.09	57.09
1013610 - Human Resources	513.31	513.31	513.31	513.31
1013910 - Mail Room - Operating				86.46
1015415 - Health Administration				
1015710 - Finance	1,660.57	1,300.45	1,374.72	2,320.54
1016010 - Purchasing	112.16		336.47	785.10
1016020 - Property Management				108.69
1016050 - e-Government Purchasing				
1016930 - Auditing Contract	990.18	774.77	809.52	1,191.69
1017910 - Information Technology	22,324.13	14,882.75	5,581.03	3,720.69
1017920 - Records Management				
1018903 - Sheriff Administration				
1019710 - County Trustee	965.86	755.74	789.63	1,162.42
131 / 2350110 - PW - Administration				
266 / 54000xx - Risk Management Fund	37.71	37.71	37.71	37.71
1015400 - Support Services				
<b>Total Allocated Costs</b>	<b>27,081.03</b>	<b>18,654.90</b>	<b>9,857.39</b>	<b>10,465.72</b>

**SUMMARY OF ALLOCATED COSTS  
KNOX COUNTY, TN  
FISCAL YEAR 2013**

Central Services Departments	1015165 - Office of Neighborhoods / Community	1015403 - Preventive Health Services	1015406 - Dental Services	1015409 - Emergency Medical Services
Equipment Use Charges				
Building Use		270.00		
1010920 - Internal Audit	491.55	897.22	889.31	424.88
1013210 - Law Department	200.30	2,718.97	1,064.01	888.01
1013320 - ADA Compliance Office	52.24	797.89	366.83	14.27
1013610 - Human Resources	469.68	7,173.51	3,298.02	128.33
1013910 - Mail Room - Operating			139.91	
1015415 - Health Administration		336,643.20	145,104.83	
1015710 - Finance	3,261.84	9,600.28	5,586.08	2,557.73
1016010 - Purchasing	672.94	672.94	1,233.73	
1016020 - Property Management				507.23
1016050 - e-Government Purchasing				
1016930 - Auditing Contract	1,511.33	2,758.61	2,734.29	1,306.34
1017910 - Information Technology				
1017920 - Records Management				
1018903 - Sheriff Administration				
1019710 - County Trustee	1,474.21	2,690.85	2,667.13	1,274.26
131 / 2350110 - PW - Administration				
266 / 54000xx - Risk Management Fund	75.41			
1015400 - Support Services		660,375.12	284,644.45	
<b>Total Allocated Costs</b>	<b>8,209.51</b>	<b>1,024,598.61</b>	<b>447,728.58</b>	<b>7,101.06</b>

**SUMMARY OF ALLOCATED COSTS  
KNOX COUNTY, TN  
FISCAL YEAR 2013**

Central Services Departments	1015412 - Food & Restaurant Inspection	1015421 - Diagnostic Services	1015424 - Medial & Dental-Indigent Care	1015430 - Pediatric Care Services
Equipment Use Charges				
Building Use				
1010920 - Internal Audit	489.29	23.73	1,262.21	22.60
1013210 - Law Department	894.58		5,206.01	
1013320 - ADA Compliance Office	371.11			
1013610 - Human Resources	3,336.52			
1013910 - Mail Room - Operating	192.30			
1015415 - Health Administration	150,909.02			
1015710 - Finance	4,359.10	158.90	13,214.45	154.84
1016010 - Purchasing	336.47			
1016020 - Property Management				
1016050 - e-Government Purchasing				
1016930 - Auditing Contract	1,504.38	72.96	3,880.82	69.49
1017910 - Information Technology				
1017920 - Records Management				
1018903 - Sheriff Administration				
1019710 - County Trustee	1,467.43	71.17	3,785.50	67.78
131 / 2350110 - PW - Administration				
266 / 54000xx - Risk Management Fund				
1015400 - Support Services	296,030.22			
<b>Total Allocated Costs</b>	<b>459,890.44</b>	<b>326.76</b>	<b>27,348.97</b>	<b>314.71</b>

**SUMMARY OF ALLOCATED COSTS  
KNOX COUNTY, TN  
FISCAL YEAR 2013**

Central Services Departments	1015433 - Pharmacy	1015436 - Primary Care Services	1015439 - Animal Control	1015442 - School Health Program
Equipment Use Charges				
Building Use				
1010920 - Internal Audit	610.20	31.64	21.47	242.95
1013210 - Law Department	179.60	301.17	12.21	463.55
1013320 - ADA Compliance Office	57.09			28.55
1013610 - Human Resources	513.31			256.66
1013910 - Mail Room - Operating	26.69			
1015415 - Health Administration	23,216.77			11,608.39
1015710 - Finance	3,554.75	373.82	370.65	1,202.68
1016010 - Purchasing	448.63			
1016020 - Property Management			652.15	
1016050 - e-Government Purchasing				
1016930 - Auditing Contract	1,876.13	97.28	66.01	746.98
1017910 - Information Technology				
1017920 - Records Management			1,888.25	
1018903 - Sheriff Administration				
1019710 - County Trustee	1,830.05	94.89	64.39	728.63
131 / 2350110 - PW - Administration				
266 / 54000xx - Risk Management Fund				
1015400 - Support Services	45,543.11			22,771.56
<b>Total Allocated Costs</b>	<b>77,856.34</b>	<b>898.81</b>	<b>3,075.13</b>	<b>38,049.94</b>

**SUMMARY OF ALLOCATED COSTS  
KNOX COUNTY, TN  
FISCAL YEAR 2013**

Central Services Departments	1015445 - Social Services	1015448 - Ground Water Services	1015451 - Vector Control Services	1015454 - Disease Surveillance & Investigation
Equipment Use Charges				
Building Use				
1010920 - Internal Audit	566.13	548.05	61.02	596.64
1013210 - Law Department	411.98	461.79	7.18	340.87
1013320 - ADA Compliance Office	228.38	199.83		157.87
1013610 - Human Resources	2,053.24	1,796.59		1,419.30
1013910 - Mail Room - Operating		23.36	97.30	
1015415 - Health Administration	104,475.48	87,062.90		81,258.70
1015710 - Finance	4,224.81	3,339.08	369.14	4,391.04
1016010 - Purchasing	336.47	672.94		1,009.42
1016020 - Property Management				
1016050 - e-Government Purchasing				
1016930 - Auditing Contract	1,740.63	1,685.05	187.61	1,834.44
1017910 - Information Technology				
1017920 - Records Management				
1018903 - Sheriff Administration				
1019710 - County Trustee	1,697.88	1,643.66	183.01	1,789.38
131 / 2350110 - PW - Administration				
266 / 54000xx - Risk Management Fund				
1015400 - Support Services	204,944.00	170,786.67		159,400.89
<b>Total Allocated Costs</b>	<b>320,679.01</b>	<b>268,219.91</b>	<b>905.26</b>	<b>252,198.56</b>

**SUMMARY OF ALLOCATED COSTS  
KNOX COUNTY, TN  
FISCAL YEAR 2013**

Central Services Departments	1015457 - Vital Records	1015460 - Women's Health Services	1015463 - Community Health Services	1015465 - Child Car Seat Program
Equipment Use Charges				
Building Use				
1010920 - Internal Audit	436.18	383.07	840.72	22.60
1013210 - Law Department	255.69	378.03	1,300.33	25.70
1013320 - ADA Compliance Office	57.09	57.09	428.21	
1013610 - Human Resources	513.31	513.31	3,849.83	
1013910 - Mail Room - Operating			45.56	
1015415 - Health Administration	46,433.55	34,825.16	197,342.57	
1015710 - Finance	2,962.98	2,279.40	7,648.57	121.45
1016010 - Purchasing	560.79	897.26		672.94
1016020 - Property Management				
1016050 - e-Government Purchasing				
1016930 - Auditing Contract	1,341.09	1,177.79	2,584.89	69.49
1017910 - Information Technology				
1017920 - Records Management				
1018903 - Sheriff Administration				
1019710 - County Trustee	1,308.15	1,148.87	2,521.41	67.78
131 / 2350110 - PW - Administration				
266 / 54000xx - Risk Management Fund				
1015400 - Support Services	91,086.22	68,314.67	387,116.45	
<b>Total Allocated Costs</b>	<b>144,955.05</b>	<b>109,974.65</b>	<b>603,678.53</b>	<b>979.96</b>

**SUMMARY OF ALLOCATED COSTS  
KNOX COUNTY, TN  
FISCAL YEAR 2013**

Central Services Departments	1015467 - Community Health Services Grant	1015720 - Finance & Community-Schools	1015950 - Credit Union	1016025 - Inop Car Lot/Sale Junk Cars
Equipment Use Charges				
Building Use			995.76	
1010920 - Internal Audit	18.08			14.69
1013210 - Law Department	83.73			3.58
1013320 - ADA Compliance Office				
1013610 - Human Resources				
1013910 - Mail Room - Operating				
1015415 - Health Administration				
1015710 - Finance	96.23			78.64
1016010 - Purchasing				112.16
1016020 - Property Management			36.23	
1016050 - e-Government Purchasing				
1016930 - Auditing Contract	55.59			45.17
1017910 - Information Technology			16,743.10	
1017920 - Records Management		4,585.75		
1018903 - Sheriff Administration				
1019710 - County Trustee	54.22			44.06
131 / 2350110 - PW - Administration				
266 / 54000xx - Risk Management Fund				
1015400 - Support Services				
<b>Total Allocated Costs</b>	<b>307.85</b>	<b>4,585.75</b>	<b>17,775.09</b>	<b>298.29</b>

SUMMARY OF ALLOCATED COSTS  
KNOX COUNTY, TN  
FISCAL YEAR 2013

Central Services Departments	1016030 - Building Maintenance	1016310 - Property and Liability Insurance	1016605 - Planning	1016610 - GIS
Equipment Use Charges				
Building Use			13,034.65	
1010920 - Internal Audit	727.72	7.91	5.65	7.91
1013210 - Law Department	611.49	33.47	598.48	344.90
1013320 - ADA Compliance Office	228.38			
1013610 - Human Resources	2,053.24			
1013910 - Mail Room - Operating				
1015415 - Health Administration				
1015710 - Finance	4,444.32	40.92	244.41	157.55
1016010 - Purchasing	897.26			
1016020 - Property Management				
1016050 - e-Government Purchasing				549.47
1016930 - Auditing Contract	2,237.46	24.32	17.37	24.32
1017910 - Information Technology				
1017920 - Records Management				
1018903 - Sheriff Administration				
1019710 - County Trustee	2,182.51	23.72	16.94	23.72
131 / 2350110 - PW - Administration				
266 / 54000xx - Risk Management Fund	2,467.24	822.44		
1015400 - Support Services				
<b>Total Allocated Costs</b>	<b>15,849.62</b>	<b>952.78</b>	<b>13,917.51</b>	<b>1,107.88</b>



**SUMMARY OF ALLOCATED COSTS  
KNOX COUNTY, TN  
FISCAL YEAR 2013**

Central Services Departments	1016615 - Payments to Cities	1016620 - Emergency Management	1016635 - CAC Housing	1016645 - Other Operating Transfers
Equipment Use Charges				
Building Use				
1010920 - Internal Audit	9.04	6.78	24.86	45.20
1013210 - Law Department	156.98	60.87	1,709.85	14,678.69
1013320 - ADA Compliance Office				
1013610 - Human Resources				
1013910 - Mail Room - Operating				
1015415 - Health Administration				
1015710 - Finance	115.81	53.27	778.72	5,665.64
1016010 - Purchasing				
1016020 - Property Management				
1016050 - e-Government Purchasing			8,388.91	
1016930 - Auditing Contract	27.79	20.85	76.44	138.97
1017910 - Information Technology				
1017920 - Records Management				
1018903 - Sheriff Administration				
1019710 - County Trustee	27.11	20.33	74.56	135.56
131 / 2350110 - PW - Administration				
266 / 54000xx - Risk Management Fund		233.18		
1015400 - Support Services				
<b>Total Allocated Costs</b>	<b>336.73</b>	<b>395.27</b>	<b>11,053.33</b>	<b>20,664.06</b>

**SUMMARY OF ALLOCATED COSTS  
KNOX COUNTY, TN  
FISCAL YEAR 2013**

Central Services Departments	1016910 - Official's Expense	1016920 - Equipment	1016940 - Cases Charged to County	1016950 - Miscellaneous
Equipment Use Charges				
Building Use				
1010920 - Internal Audit	3.39	336.74	22.60	188.71
1013210 - Law Department		1,038.48	562.13	693.37
1013320 - ADA Compliance Office				
1013610 - Human Resources				
1013910 - Mail Room - Operating				
1015415 - Health Administration				
1015710 - Finance	18.31	1,972.10	402.24	1,575.96
1016010 - Purchasing		11,552.22		336.47
1016020 - Property Management				
1016050 - e-Government Purchasing				
1016930 - Auditing Contract	10.42	1,035.35	69.49	580.21
1017910 - Information Technology				
1017920 - Records Management				
1018903 - Sheriff Administration				
1019710 - County Trustee	10.17	1,009.92	67.78	565.96
131 / 2350110 - PW - Administration				
266 / 54000xx - Risk Management Fund				
1015400 - Support Services				
<b>Total Allocated Costs</b>	<b>42.29</b>	<b>16,944.80</b>	<b>1,124.23</b>	<b>3,940.68</b>

**SUMMARY OF ALLOCATED COSTS  
KNOX COUNTY, TN  
FISCAL YEAR 2013**

Central Services Departments	1016955 - PBA Management & Operations	1016980 - Emp Ben General Fund	1017210 - Community Mediation Center	1017510 - Fire Prevention
Equipment Use Charges				
Building Use	20,413.45			3,064.51
1010920 - Internal Audit	4.52	7.91	51.98	760.49
1013210 - Law Department	7,015.14	1,195.86	162.27	704.23
1013320 - ADA Compliance Office				256.93
1013610 - Human Resources				2,309.90
1013910 - Mail Room - Operating				61.88
1015415 - Health Administration				
1015710 - Finance	2,643.45	500.83	499.26	5,324.19
1016010 - Purchasing				
1016020 - Property Management				1,195.61
1016050 - e-Government Purchasing				
1016930 - Auditing Contract	13.90	24.32	159.82	2,338.22
1017910 - Information Technology				9,602.00
1017920 - Records Management	7,687.87			
1018903 - Sheriff Administration				
1019710 - County Trustee	13.56	23.72	155.89	2,280.79
131 / 2350110 - PW - Administration				
266 / 54000xx - Risk Management Fund				61.39
1015400 - Support Services				
<b>Total Allocated Costs</b>	<b>37,791.88</b>	<b>1,752.64</b>	<b>1,029.22</b>	<b>27,960.11</b>

**SUMMARY OF ALLOCATED COSTS  
KNOX COUNTY, TN  
FISCAL YEAR 2013**

Central Services Departments	1017520 - Soil Conservation District	1017530 - Codes Administration	1017720 - Dirty Lot Ordinance	1018110 - Sheriff's Dept Merit System
Equipment Use Charges				
Building Use		3,051.01		
1010920 - Internal Audit	350.30	962.76	307.36	558.22
1013210 - Law Department	121.83	1,595.31	329.39	280.86
1013320 - ADA Compliance Office	57.09	542.40	142.74	85.64
1013610 - Human Resources	513.31	4,876.45	1,283.28	769.97
1013910 - Mail Room - Operating	99.87	606.52		190.02
1015415 - Health Administration			58,041.93	
1015710 - Finance	1,924.51	7,831.32	1,889.96	3,494.46
1016010 - Purchasing		112.16		4,261.98
1016020 - Property Management	108.69	1,739.07		507.23
1016050 - e-Government Purchasing		530.52		
1016930 - Auditing Contract	1,077.04	2,960.12	945.02	1,716.31
1017910 - Information Technology		29,765.51		9,301.72
1017920 - Records Management		7,957.62		
1018903 - Sheriff Administration				
1019710 - County Trustee	1,050.59	2,887.42	921.80	1,674.16
131 / 2350110 - PW - Administration				
266 / 54000xx - Risk Management Fund	37.71	7,561.45	85.97	
1015400 - Support Services			113,857.78	
<b>Total Allocated Costs</b>	<b>5,340.95</b>	<b>72,979.64</b>	<b>177,805.22</b>	<b>22,840.58</b>

**SUMMARY OF ALLOCATED COSTS  
KNOX COUNTY, TN  
FISCAL YEAR 2013**

Central Services Departments	1018310 - Property Assessor	1018315 - Property Assessor Reappraisal	1018320 - Equalization Board	1018330 - Digitized Mapping
Equipment Use Charges				
Building Use	5,604.13			
1010920 - Internal Audit	1,288.20		16.95	13.56
1013210 - Law Department	3,493.32		29.85	
1013320 - ADA Compliance Office	1,256.08		85.64	
1013610 - Human Resources	11,292.83		769.97	
1013910 - Mail Room - Operating	15,546.91			
1015415 - Health Administration				
1015710 - Finance	14,058.36		167.02	48.66
1016010 - Purchasing	336.47			
1016020 - Property Management	3,369.46		760.84	
1016050 - e-Government Purchasing	345.79			
1016930 - Auditing Contract	3,960.73		52.11	41.69
1017910 - Information Technology	98,598.24			
1017920 - Records Management	3,102.12			
1018903 - Sheriff Administration				
1019710 - County Trustee	3,863.44		50.83	40.67
131 / 2350110 - PW - Administration				
266 / 54000xx - Risk Management Fund	343.74			
1015400 - Support Services				
<b>Total Allocated Costs</b>	<b>166,459.81</b>		<b>1,933.22</b>	<b>144.58</b>

**SUMMARY OF ALLOCATED COSTS  
KNOX COUNTY, TN  
FISCAL YEAR 2013**

Central Services Departments	1018510 - Public Defender	1018710 - Register of Deeds Office	1018720 - Register of Deeds-Data Proc	1018900 - Court Officers
Equipment Use Charges				
Building Use		11,833.26		
1010920 - Internal Audit	1,717.59	375.16	303.97	231.65
1013210 - Law Department	1,738.79	85.93	152.03	26.43
1013320 - ADA Compliance Office	840.45		28.55	
1013610 - Human Resources	7,058.02		256.66	
1013910 - Mail Room - Operating		2,825.38		
1015415 - Health Administration				
1015710 - Finance	16,390.18	2,785.70	1,323.41	1,584.73
1016010 - Purchasing	1,906.68	224.31		112.16
1016020 - Property Management	108.69	3,405.69	688.38	36.23
1016050 - e-Government Purchasing	715.26	431.05		
1016930 - Auditing Contract	5,280.97	1,153.47	934.59	712.24
1017910 - Information Technology	12,311.27	1,860.34		
1017920 - Records Management	20,770.73			
1018903 - Sheriff Administration				
1019710 - County Trustee	5,151.26	1,125.14	911.64	694.74
131 / 2350110 - PW - Administration				
266 / 54000xx - Risk Management Fund	49.02	257.76		282.35
1015400 - Support Services				
<b>Total Allocated Costs</b>	<b>74,038.89</b>	<b>26,363.20</b>	<b>4,599.22</b>	<b>3,680.52</b>

**SUMMARY OF ALLOCATED COSTS  
KNOX COUNTY, TN  
FISCAL YEAR 2013**

Central Services Departments	1018906 - Records & Communication	1018909 - School Security	1018912 - Training	1018915 - Planning & Development
Equipment Use Charges				
Building Use	2,086.56			
1010920 - Internal Audit	550.31		633.93	197.75
1013210 - Law Department	437.62		179.94	9.67
1013320 - ADA Compliance Office				
1013610 - Human Resources				
1013910 - Mail Room - Operating			84.26	
1015415 - Health Administration				
1015710 - Finance	4,068.26		3,853.90	1,579.73
1016010 - Purchasing	2,803.94		4,822.77	224.31
1016020 - Property Management				
1016050 - e-Government Purchasing				
1016930 - Auditing Contract	1,691.99		1,949.09	608.01
1017910 - Information Technology				
1017920 - Records Management				
1018903 - Sheriff Administration				
1019710 - County Trustee	1,650.44		1,901.22	593.07
131 / 2350110 - PW - Administration				
266 / 54000xx - Risk Management Fund				
1015400 - Support Services				
<b>Total Allocated Costs</b>	<b>13,289.12</b>		<b>13,425.10</b>	<b>3,212.54</b>

**SUMMARY OF ALLOCATED COSTS  
KNOX COUNTY, TN  
FISCAL YEAR 2013**

Central Services Departments	1018918 - Stop Violence Against Women	1018921 - Patrol	1018924 - Warrants	1018927 - Detectives
Equipment Use Charges				
Building Use	1,256.26			24,865.86
1010920 - Internal Audit	294.93	7,280.56	940.16	798.91
1013210 - Law Department	37.95	50,556.80	361.45	301.04
1013320 - ADA Compliance Office		27,217.78		
1013610 - Human Resources		244,702.81		
1013910 - Mail Room - Operating		122.42		
1015415 - Health Administration				
1015710 - Finance	2,227.87	188,992.63	6,981.17	5,652.77
1016010 - Purchasing	897.26	33,759.40	1,121.57	2,130.99
1016020 - Property Management				
1016050 - e-Government Purchasing				
1016930 - Auditing Contract	906.80	22,385.05	2,890.63	2,456.34
1017910 - Information Technology				
1017920 - Records Management				
1018903 - Sheriff Administration		13,539,875.34		
1019710 - County Trustee	884.53	21,835.24	2,819.64	2,396.01
131 / 2350110 - PW - Administration				
266 / 54000xx - Risk Management Fund		49.02		
1015400 - Support Services				
<b>Total Allocated Costs</b>	<b>6,505.60</b>	<b>14,136,777.05</b>	<b>15,114.62</b>	<b>38,601.93</b>



**SUMMARY OF ALLOCATED COSTS  
KNOX COUNTY, TN  
FISCAL YEAR 2013**

Central Services Departments	1018930 - Forensics	1018933 - Juvenile Division	1018936 - Special Teams	1018937 - Victim's Rights
Equipment Use Charges				
Building Use				
1010920 - Internal Audit	429.40	209.05	172.89	2.26
1013210 - Law Department	67.35	34.50	29.84	
1013320 - ADA Compliance Office				
1013610 - Human Resources				
1013910 - Mail Room - Operating				
1015415 - Health Administration				
1015710 - Finance	2,979.50	1,531.25	1,399.75	8.11
1016010 - Purchasing	2,803.94	448.63		
1016020 - Property Management		36.23		
1016050 - e-Government Purchasing				
1016930 - Auditing Contract	1,320.24	642.75	531.57	6.95
1017910 - Information Technology				
1017920 - Records Management		65,009.68		
1018903 - Sheriff Administration				
1019710 - County Trustee	1,287.81	626.96	518.51	6.78
131 / 2350110 - PW - Administration				
266 / 54000xx - Risk Management Fund				
1015400 - Support Services				
<b>Total Allocated Costs</b>	<b>8,888.25</b>	<b>68,539.05</b>	<b>2,652.57</b>	<b>24.10</b>

SUMMARY OF ALLOCATED COSTS  
 KNOX COUNTY, TN  
 FISCAL YEAR 2013

Central Services Departments	1018938 - Chaplain's Fund	1018940 - Senior Citizens Awareness	1018942 - Narcotics	1018943 - Vice
Equipment Use Charges				
Building Use				
1010920 - Internal Audit	6.78	16.95	909.65	7.91
1013210 - Law Department	.54	1.57	422.01	5.01
1013320 - ADA Compliance Office				
1013610 - Human Resources				
1013910 - Mail Room - Operating				
1015415 - Health Administration				
1015710 - Finance	24.53	85.99	6,900.52	42.55
1016010 - Purchasing		336.47	2,803.94	
1016020 - Property Management				
1016050 - e-Government Purchasing				
1016930 - Auditing Contract	20.85	52.11	2,796.83	24.32
1017910 - Information Technology				
1017920 - Records Management				
1018903 - Sheriff Administration				
1019710 - County Trustee	20.33	50.83	2,728.13	23.72
131 / 2350110 - PW - Administration				
266 / 54000xx - Risk Management Fund				
1015400 - Support Services				
<b>Total Allocated Costs</b>	<b>73.03</b>	<b>543.93</b>	<b>16,561.07</b>	<b>103.51</b>

SUMMARY OF ALLOCATED COSTS  
 KNOX COUNTY, TN  
 FISCAL YEAR 2013

Central Services Departments	1018945 - Internal Affairs	1018948 - Special Services	1018950 - Inmate Education	1018951 - DARE Donations
Equipment Use Charges				
Building Use				
1010920 - Internal Audit	202.27	572.91	1.13	32.77
1013210 - Law Department	15.65	124.68		2.47
1013320 - ADA Compliance Office				
1013610 - Human Resources				
1013910 - Mail Room - Operating				
1015415 - Health Administration				
1015710 - Finance	1,493.71	4,044.45	4.05	136.95
1016010 - Purchasing	224.31	1,233.73		112.16
1016020 - Property Management				
1016050 - e-Government Purchasing				
1016930 - Auditing Contract	621.90	1,761.48	3.47	100.76
1017910 - Information Technology				
1017920 - Records Management				
1018903 - Sheriff Administration				
1019710 - County Trustee	606.63	1,718.22	3.39	98.28
131 / 2350110 - PW - Administration				
266 / 54000xx - Risk Management Fund				
1015400 - Support Services				
<b>Total Allocated Costs</b>	<b>3,164.48</b>	<b>9,455.47</b>	<b>12.05</b>	<b>483.39</b>

**SUMMARY OF ALLOCATED COSTS  
KNOX COUNTY, TN  
FISCAL YEAR 2013**

Central Services Departments	1018952 - Teen Academy-Sheriff	1018953 - Sexual Offender Registry	1018954 - Interest Earned-Inmates	1018955 - Donations / Sherriff-Target
Equipment Use Charges				
Building Use				
1010920 - Internal Audit	27.12	88.14	22.60	1.13
1013210 - Law Department	4.17	19.55	2.33	
1013320 - ADA Compliance Office				
1013610 - Human Resources				
1013910 - Mail Room - Operating				
1015415 - Health Administration				
1015710 - Finance	129.60	458.79	100.40	4.05
1016010 - Purchasing		560.79	336.47	
1016020 - Property Management				
1016050 - e-Government Purchasing				
1016930 - Auditing Contract	83.38	271.00	69.49	3.47
1017910 - Information Technology				
1017920 - Records Management				
1018903 - Sheriff Administration				
1019710 - County Trustee	81.34	264.34	67.78	3.39
131 / 2350110 - PW - Administration				
266 / 54000xx - Risk Management Fund				
1015400 - Support Services				
<b>Total Allocated Costs</b>	<b>325.62</b>	<b>1,662.61</b>	<b>599.07</b>	<b>12.05</b>

**SUMMARY OF ALLOCATED COSTS  
KNOX COUNTY, TN  
FISCAL YEAR 2013**

Central Services Departments	1018956 - Honor Guard Golf Tournament	1018957 - Auxiliary Services	1018960 - Correctional Facilities	1018965 - Explorer Post
Equipment Use Charges				
Building Use			52,711.45	
1010920 - Internal Audit	81.36	483.64	11,293.18	1.13
1013210 - Law Department	27.64	425.56	7,378.20	
1013320 - ADA Compliance Office		570.94		
1013610 - Human Resources		5,133.10		
1013910 - Mail Room - Operating			34.60	
1015415 - Health Administration				
1015710 - Finance	597.28	6,761.94	67,542.55	4.05
1016010 - Purchasing	224.31	224.31	108,680.59	
1016020 - Property Management				
1016050 - e-Government Purchasing				
1016930 - Auditing Contract	250.15	1,487.01	34,722.36	3.47
1017910 - Information Technology				
1017920 - Records Management				
1018903 - Sheriff Administration		284,033.47		
1019710 - County Trustee	244.01	1,450.49	33,869.52	3.39
131 / 2350110 - PW - Administration				
266 / 54000xx - Risk Management Fund			62,198.40	
1015400 - Support Services				
<b>Total Allocated Costs</b>	<b>1,424.75</b>	<b>300,570.47</b>	<b>378,430.87</b>	<b>12.05</b>

**SUMMARY OF ALLOCATED COSTS  
KNOX COUNTY, TN  
FISCAL YEAR 2013**

Central Services Departments	1018966 - Wal-Mart Foundation	1018967 - Helen R McNabb Interchange	1018969 - Jail Commissary	1018972 - Medical Examiner
Equipment Use Charges				
Building Use				
1010920 - Internal Audit	1.13	22.60	2,773.01	15.82
1013210 - Law Department		121.27	792.36	1,125.55
1013320 - ADA Compliance Office			228.38	
1013610 - Human Resources			2,053.24	
1013910 - Mail Room - Operating				
1015415 - Health Administration				
1015710 - Finance	4.05	187.97	12,952.39	552.04
1016010 - Purchasing			33,759.40	
1016020 - Property Management				253.61
1016050 - e-Government Purchasing				
1016930 - Auditing Contract	3.47	69.49	8,525.98	48.64
1017910 - Information Technology				
1017920 - Records Management				
1018903 - Sheriff Administration			113,613.39	
1019710 - County Trustee	3.39	67.78	8,316.57	47.45
131 / 2350110 - PW - Administration				
266 / 54000xx - Risk Management Fund				
1015400 - Support Services				
<b>Total Allocated Costs</b>	<b>12.05</b>	<b>469.10</b>	<b>183,014.72</b>	<b>2,043.11</b>

**SUMMARY OF ALLOCATED COSTS  
KNOX COUNTY, TN  
FISCAL YEAR 2013**

Central Services Departments	1018980 - Sheriff's Radio Rebanding	1018985 - Sheriff's K-9 Donations	1018990 - KCSO Reserve Training Academy	1018991 - Fallen Officers
Equipment Use Charges				
Building Use				
1010920 - Internal Audit	1.13	55.37	5.65	1.13
1013210 - Law Department		2.84	1.37	
1013320 - ADA Compliance Office				
1013610 - Human Resources				
1013910 - Mail Room - Operating				
1015415 - Health Administration				
1015710 - Finance	4.05	230.47	26.93	4.05
1016010 - Purchasing		897.26	112.16	
1016020 - Property Management				
1016050 - e-Government Purchasing				
1016930 - Auditing Contract	3.47	170.24	17.37	3.47
1017910 - Information Technology				
1017920 - Records Management				
1018903 - Sheriff Administration				
1019710 - County Trustee	3.39	166.06	16.94	3.39
131 / 2350110 - PW - Administration				
266 / 54000xx - Risk Management Fund				
1015400 - Support Services				
<b>Total Allocated Costs</b>	<b>12.05</b>	<b>1,522.24</b>	<b>180.42</b>	<b>12.05</b>

**SUMMARY OF ALLOCATED COSTS  
KNOX COUNTY, TN  
FISCAL YEAR 2013**

Central Services Departments	1018993 - Sheriff Animal Control	1018995 - Sheriff Juvenile Court Officers	131 / 2350120 - PW - Highway Project Management	131 / 2350130 - PW - Stormwater Management
Equipment Use Charges				
Building Use				
1010920 - Internal Audit	126.56	152.55	385.33	735.63
1013210 - Law Department	72.99	43.06	272.87	1,224.81
1013320 - ADA Compliance Office			57.09	485.30
1013610 - Human Resources			513.31	4,363.14
1013910 - Mail Room - Operating			5.55	57.49
1015415 - Health Administration				
1015710 - Finance	979.26	1,024.43	2,030.57	6,256.40
1016010 - Purchasing		448.63		112.16
1016020 - Property Management				
1016050 - e-Government Purchasing				341.05
1016930 - Auditing Contract	389.12	469.03	1,184.74	2,261.78
1017910 - Information Technology				
1017920 - Records Management				
1018903 - Sheriff Administration				
1019710 - County Trustee	379.57	457.51	1,155.64	2,206.23
131 / 2350110 - PW - Administration			8,715.88	74,085.01
266 / 54000xx - Risk Management Fund				
1015400 - Support Services				
<b>Total Allocated Costs</b>	<b>1,947.49</b>	<b>2,595.22</b>	<b>14,320.99</b>	<b>92,128.99</b>



**SUMMARY OF ALLOCATED COSTS  
KNOX COUNTY, TN  
FISCAL YEAR 2013**

Central Services Departments	131 / 2350135 - Stormwater Ordinance Violation	131 / 2350210 - PW - Highway & Bridge Maintenance	131 / 2350220 - PW - Traffic Control	131 / 2350410 - PW - Engineering
Equipment Use Charges				
Building Use				
1010920 - Internal Audit	58.76	2,779.79	794.39	535.62
1013210 - Law Department	14.96	8,555.77	744.61	397.30
1013320 - ADA Compliance Office		2,126.77	199.83	114.19
1013610 - Human Resources		19,120.82	1,796.59	1,026.62
1013910 - Mail Room - Operating	57.90	1.13		158.02
1015415 - Health Administration				
1015710 - Finance	302.48	28,521.46	5,441.01	3,055.23
1016010 - Purchasing		336.47	1,682.36	112.16
1016020 - Property Management		36.23		362.31
1016050 - e-Government Purchasing		3,258.93		
1016930 - Auditing Contract	180.66	8,546.83	2,442.45	1,646.83
1017910 - Information Technology				
1017920 - Records Management				
1018903 - Sheriff Administration				
1019710 - County Trustee	176.23	8,336.91	2,382.46	1,606.38
131 / 2350110 - PW - Administration		324,666.66	30,505.59	17,431.77
266 / 54000xx - Risk Management Fund		34,481.06		355.95
1015400 - Support Services				
<b>Total Allocated Costs</b>	<b>791.00</b>	<b>440,768.82</b>	<b>45,989.28</b>	<b>26,802.37</b>

SUMMARY OF ALLOCATED COSTS  
 KNOX COUNTY, TN  
 FISCAL YEAR 2013

Central Services Departments	131 / 2350425 - Subdivision Foreclosures	261 / 50000XX - Vehicle Service Center Fund	272 / 5300010 - Retirement Fund	FD 101 / 100 - General Fund
Equipment Use Charges				
Building Use				
1010920 - Internal Audit	11.30	6,237.58		
1013210 - Law Department	524.70	3,856.79		2,786.27
1013320 - ADA Compliance Office		570.94		
1013610 - Human Resources		5,133.10		
1013910 - Mail Room - Operating				
1015415 - Health Administration				
1015710 - Finance	292.36	25,977.10		1,043.48
1016010 - Purchasing		13,571.05		
1016020 - Property Management			797.08	
1016050 - e-Government Purchasing		21,093.06	9.47	
1016930 - Auditing Contract	34.74	19,178.25		
1017910 - Information Technology		18,603.44		
1017920 - Records Management				
1018903 - Sheriff Administration				
1019710 - County Trustee	33.89	18,707.20		
131 / 2350110 - PW - Administration				
266 / 54000xx - Risk Management Fund		10,662.78		
1015400 - Support Services				
<b>Total Allocated Costs</b>	<b>897.00</b>	<b>143,591.30</b>	<b>806.55</b>	<b>3,829.75</b>

**SUMMARY OF ALLOCATED COSTS  
KNOX COUNTY, TN  
FISCAL YEAR 2013**

Central Services Departments	FD 102 / 105 - General Fund Grants	FD 114 / 200 - Governmental Library Fund	FD 115 / 205 - Public Library Fund	FD 116 / 210 - Solid Waste Fund
Equipment Use Charges				
Building Use				
1010920 - Internal Audit	16,414.32	544.66	8,608.31	2,645.32
1013210 - Law Department	12,785.00	157.95	13,470.86	4,043.43
1013320 - ADA Compliance Office	3,483.33	42.82	5,352.60	745.94
1013610 - Human Resources	31,317.07	384.98	48,122.86	6,706.40
1013910 - Mail Room - Operating	877.98		6,548.28	54.26
1015415 - Health Administration				
1015710 - Finance	96,454.76	3,507.09	73,796.93	19,307.08
1016010 - Purchasing	36,563.34	336.47	37,011.97	1,121.57
1016020 - Property Management	144.92	652.15	11,086.59	1,521.69
1016050 - e-Government Purchasing			8,128.38	1,207.89
1016930 - Auditing Contract				
1017910 - Information Technology				20,463.79
1017920 - Records Management				3,237.00
1018903 - Sheriff Administration				
1019710 - County Trustee	49,228.41	1,633.49	25,817.29	7,933.62
131 / 2350110 - PW - Administration				
266 / 54000xx - Risk Management Fund		37.71	4,357.72	16,141.75
1015400 - Support Services				
<b>Total Allocated Costs</b>	<b>247,269.13</b>	<b>7,297.32</b>	<b>242,301.79</b>	<b>85,129.73</b>

**SUMMARY OF ALLOCATED COSTS  
KNOX COUNTY, TN  
FISCAL YEAR 2013**

Central Services Departments	FD 122 / 230 - Drug Control Fund	FD 123 / 220 - Hotel/Motel Fundwide	FD 128 / 215 - Air Quality Fund	FD 131 / 235 - Highway Fundwide
Equipment Use Charges				
Building Use				
1010920 - Internal Audit	587.60	58.76	1,840.76	
1013210 - Law Department	756.52	5,991.58	1,156.60	773.04
1013320 - ADA Compliance Office			356.84	
1013610 - Human Resources			3,208.19	
1013910 - Mail Room - Operating	65.09		1,233.48	
1015415 - Health Administration				
1015710 - Finance	3,719.22	2,700.57	10,795.66	289.51
1016010 - Purchasing	4,374.14		3,140.41	
1016020 - Property Management	289.85		7,101.22	
1016050 - e-Government Purchasing				
1016930 - Auditing Contract				
1017910 - Information Technology	9,301.72		24,184.48	
1017920 - Records Management				
1018903 - Sheriff Administration				
1019710 - County Trustee	1,762.27	176.23	5,520.66	
131 / 2350110 - PW - Administration				
266 / 54000xx - Risk Management Fund			1,141.62	
1015400 - Support Services				
<b>Total Allocated Costs</b>	<b>20,856.41</b>	<b>8,927.14</b>	<b>59,679.91</b>	<b>1,062.54</b>

SUMMARY OF ALLOCATED COSTS  
 KNOX COUNTY, TN  
 FISCAL YEAR 2013

Central Services Departments	FD 141 / 240 - General Purpose School Fund	FD 142 / 250 - School Federal Projects Fund	FD 146 / 245 - School Project Fund	FD 151 / 300 - Debt Service Fund
Equipment Use Charges				
Building Use				
1010920 - Internal Audit	48,653.11	15,893.39	6,576.58	241.82
1013210 - Law Department	513,008.95	48,042.22	21,501.77	71,525.51
1013320 - ADA Compliance Office				
1013610 - Human Resources				
1013910 - Mail Room - Operating	7,868.67		1,497.49	
1015415 - Health Administration				
1015710 - Finance	268,661.93	99,026.13	40,236.26	27,740.69
1016010 - Purchasing	160,273.03	134,476.81	77,052.19	
1016020 - Property Management	92,581.45			
1016050 - e-Government Purchasing	30,694.59			
1016930 - Auditing Contract				
1017910 - Information Technology				
1017920 - Records Management				
1018903 - Sheriff Administration				
1019710 - County Trustee	145,916.17	47,666.09	19,723.90	725.24
131 / 2350110 - PW - Administration				
266 / 54000xx - Risk Management Fund	240,479.78			
1015400 - Support Services				
<b>Total Allocated Costs</b>	<b>1,508,137.68</b>	<b>345,104.65</b>	<b>166,588.18</b>	<b>100,233.27</b>

SUMMARY OF ALLOCATED COSTS  
 KNOX COUNTY, TN  
 FISCAL YEAR 2013

Central Services Departments	FD 171 / 400 - Public Improvement Fund	FD 177 - School Construction Fund	FD 178 - ADA Construction Fund	FD 261 / 500 - Vehicle Service Center Fund
Equipment Use Charges				
Building Use				
1010920 - Internal Audit	2,040.77	4,617.16	70.06	
1013210 - Law Department	32,242.73	65,725.34	389.00	
1013320 - ADA Compliance Office				
1013610 - Human Resources				
1013910 - Mail Room - Operating				
1015415 - Health Administration				
1015710 - Finance	22,827.21	46,823.83	538.42	2,665.13
1016010 - Purchasing	20,300.50	76,603.56		
1016020 - Property Management	2,753.53			
1016050 - e-Government Purchasing				
1016930 - Auditing Contract				
1017910 - Information Technology				
1017920 - Records Management				
1018903 - Sheriff Administration				
1019710 - County Trustee	6,120.51	13,847.40	210.12	
131 / 2350110 - PW - Administration				
266 / 54000xx - Risk Management Fund				
1015400 - Support Services				
<b>Total Allocated Costs</b>	<b>86,285.26</b>	<b>207,617.29</b>	<b>1,207.60</b>	<b>2,665.13</b>

**SUMMARY OF ALLOCATED COSTS  
KNOX COUNTY, TN  
FISCAL YEAR 2013**

Central Services Departments	FD 263 / 580 - Self Ins. Health Care Fund	FD 266 / 540 - Self Insurance Fund	FD 268 / 510 - Mailroom Service	FD 270 / 520 - Employees Benefit Fund
Equipment Use Charges				
Building Use				
1010920 - Internal Audit	1,047.51		122.04	1,099.49
1013210 - Law Department	26,927.75	997.29	253.22	31,056.21
1013320 - ADA Compliance Office				199.83
1013610 - Human Resources				1,796.59
1013910 - Mail Room - Operating	516.09			819.93
1015415 - Health Administration				
1015710 - Finance	14,777.50	373.49	809.29	17,856.25
1016010 - Purchasing			1,682.36	
1016020 - Property Management			978.23	
1016050 - e-Government Purchasing				
1016930 - Auditing Contract				
1017910 - Information Technology				
1017920 - Records Management				
1018903 - Sheriff Administration				
1019710 - County Trustee	3,141.59		366.01	3,297.48
131 / 2350110 - PW - Administration				
266 / 54000xx - Risk Management Fund				37.71
1015400 - Support Services				
<b>Total Allocated Costs</b>	<b>46,410.44</b>	<b>1,370.78</b>	<b>4,211.16</b>	<b>56,163.48</b>

SUMMARY OF ALLOCATED COSTS  
 KNOX COUNTY, TN  
 FISCAL YEAR 2013

Central Services Departments	FD 274 / 550 - Building Operation Fund	FD 276 / 560 - Technical Support Fund	FD 278 / 570 - Capital Leasing Fund	FD 351 / 610 - Municipal Sales Tax Fund
Equipment Use Charges				
Building Use				
1010920 - Internal Audit	5,707.61	796.65	15.82	59.89
1013210 - Law Department	9,774.02	275.25	16.62	44,882.47
1013320 - ADA Compliance Office				
1013610 - Human Resources				
1013910 - Mail Room - Operating				
1015415 - Health Administration				
1015710 - Finance	52,349.33	4,430.44	62.99	17,171.29
1016010 - Purchasing	112.16	12,561.64		
1016020 - Property Management		1,050.69		289.85
1016050 - e-Government Purchasing				
1016930 - Auditing Contract				
1017910 - Information Technology				
1017920 - Records Management				
1018903 - Sheriff Administration				
1019710 - County Trustee	17,117.77	2,389.24	47.45	179.62
131 / 2350110 - PW - Administration				
266 / 54000xx - Risk Management Fund		36.80		
1015400 - Support Services				
<b>Total Allocated Costs</b>	<b>85,060.88</b>	<b>21,540.70</b>	<b>142.88</b>	<b>62,583.11</b>



**SUMMARY OF ALLOCATED COSTS  
KNOX COUNTY, TN  
FISCAL YEAR 2013**

Central Services Departments	FD 401 / 700 - Three Ridges Golf Course	FD 425 - Golf Course Fund	FD 502 / 902 - County Clerk Payroll Fund	FD 504 / 903 - Registrar of Deeds Payroll Fund
Equipment Use Charges				
Building Use				
1010920 - Internal Audit	2,005.74		888.18	899.48
1013210 - Law Department	1,232.65			
1013320 - ADA Compliance Office	927.78		2,255.23	770.78
1013610 - Human Resources	8,341.30		20,275.76	6,929.69
1013910 - Mail Room - Operating				
1015415 - Health Administration				
1015710 - Finance	15,692.65		14,725.63	6,770.80
1016010 - Purchasing	1,345.89			
1016020 - Property Management		289.85		
1016050 - e-Government Purchasing	1,634.20			
1016930 - Auditing Contract				
1017910 - Information Technology				
1017920 - Records Management				
1018903 - Sheriff Administration				
1019710 - County Trustee	6,015.45		2,663.74	2,697.63
131 / 2350110 - PW - Administration				
266 / 54000xx - Risk Management Fund				
1015400 - Support Services				
<b>Total Allocated Costs</b>	<b>37,195.67</b>	<b>289.85</b>	<b>40,808.55</b>	<b>18,068.37</b>

**SUMMARY OF ALLOCATED COSTS  
KNOX COUNTY, TN  
FISCAL YEAR 2013**

Central Services Departments	FD 506 / xxx - Criminal Court Payroll Fund	FD 508 / 999 - PBA Payroll Fund	FD 510 / 910 - Clerk & Master Payroll Fund	FD 511 / 914 - Metro Drug Commission
Equipment Use Charges				
Building Use				
1010920 - Internal Audit	1,235.09	4,183.25	998.92	
1013210 - Law Department				
1013320 - ADA Compliance Office	2,169.59	2,854.72	570.94	85.64
1013610 - Human Resources	19,505.80	25,665.52	5,133.10	769.97
1013910 - Mail Room - Operating				
1015415 - Health Administration				
1015710 - Finance	14,852.28	28,412.56	6,565.99	403.34
1016010 - Purchasing				
1016020 - Property Management				
1016050 - e-Government Purchasing				
1016930 - Auditing Contract				
1017910 - Information Technology				
1017920 - Records Management				
1018903 - Sheriff Administration				
1019710 - County Trustee	3,704.16	12,546.03	2,995.86	
131 / 2350110 - PW - Administration				
266 / 54000xx - Risk Management Fund				
1015400 - Support Services				
<b>Total Allocated Costs</b>	<b>41,466.92</b>	<b>73,662.07</b>	<b>16,264.82</b>	<b>1,258.95</b>

**SUMMARY OF ALLOCATED COSTS  
KNOX COUNTY, TN  
FISCAL YEAR 2013**

Central Services Departments	FD 512 / 915 - Session Court Payroll Fund	FD 518 / 901 - Trustee Payroll Fund	FD 801 / 993 - Capital Assets General	FD 803 / 994 - Capital Assets School
Equipment Use Charges				
Building Use				
1010920 - Internal Audit	1,056.55	935.64		
1013210 - Law Department			24,867.50	16,346.70
1013320 - ADA Compliance Office	727.95	970.61		
1013610 - Human Resources	6,544.71	8,726.28		
1013910 - Mail Room - Operating				
1015415 - Health Administration				
1015710 - Finance	7,691.79	8,998.95	9,313.11	6,121.99
1016010 - Purchasing				
1016020 - Property Management				
1016050 - e-Government Purchasing				
1016930 - Auditing Contract				
1017910 - Information Technology				
1017920 - Records Management				
1018903 - Sheriff Administration				
1019710 - County Trustee	3,168.70	2,806.08		
131 / 2350110 - PW - Administration				
266 / 54000xx - Risk Management Fund				
1015400 - Support Services				
<b>Total Allocated Costs</b>	<b>19,189.70</b>	<b>22,437.55</b>	<b>34,180.60</b>	<b>22,468.69</b>

SUMMARY OF ALLOCATED COSTS  
KNOX COUNTY, TN  
FISCAL YEAR 2013

Central Services Departments	FD 950 / 920 - MPC Fund	FD 952 / 925 - E-911 Fund	FD 954 / 930 - Geographic Information System	FD 956 / 935 - Railroad Authority Fund
Equipment Use Charges				
Building Use				
1010920 - Internal Audit	2,804.65	3,821.65	785.35	47.46
1013210 - Law Department	4,909.67	7,021.41	2,747.06	68.74
1013320 - ADA Compliance Office	999.15	1,984.03	199.83	
1013610 - Human Resources	8,982.93	17,837.54	1,796.59	
1013910 - Mail Room - Operating	1,125.42			
1015415 - Health Administration				
1015710 - Finance	20,381.13	36,951.99	5,608.80	312.81
1016010 - Purchasing	13,346.74	2,467.46	2,018.83	
1016020 - Property Management	1,956.46	1,304.31		
1016050 - e-Government Purchasing	1,880.52	232.10		
1016930 - Auditing Contract				
1017910 - Information Technology				
1017920 - Records Management	4,450.87			
1018903 - Sheriff Administration				
1019710 - County Trustee	8,411.46	11,461.55	2,355.35	142.34
131 / 2350110 - PW - Administration				
266 / 54000xx - Risk Management Fund	1,186.86	4,151.39	223.68	
1015400 - Support Services				
<b>Total Allocated Costs</b>	<b>70,435.87</b>	<b>87,233.43</b>	<b>15,735.49</b>	<b>571.35</b>

SUMMARY OF ALLOCATED COSTS  
KNOX COUNTY, TN  
FISCAL YEAR 2013

Central Services Departments	FD 958 / 940 - Animal Welfare Fund	FD 960 / 950 - Great Schools Foundation Fund	FD 999 / 990 - Trustee Operating Fund	General Government
Equipment Use Charges				
Building Use				
1010920 - Internal Audit	575.17		207.92	650.00
1013210 - Law Department	(178.82)		10,442.75	586,232.41
1013320 - ADA Compliance Office				650.00
1013610 - Human Resources				2,655.00
1013910 - Mail Room - Operating				650.00
1015415 - Health Administration				
1015710 - Finance	6,072.83		5,775.48	650.00
1016010 - Purchasing				4,283.00
1016020 - Property Management	36.23			650.00
1016050 - e-Government Purchasing				1,013.68
1016930 - Auditing Contract				
1017910 - Information Technology		3,962.27		140,001.08
1017920 - Records Management				2,655.00
1018903 - Sheriff Administration				1,053,939.00
1019710 - County Trustee	1,724.99		623.57	21,018.00
131 / 2350110 - PW - Administration				113,638.61
266 / 54000xx - Risk Management Fund				3,285,936.23
1015400 - Support Services				108,929.23
<b>Total Allocated Costs</b>	<b>8,230.41</b>	<b>3,962.27</b>	<b>17,049.73</b>	<b>5,323,551.24</b>

SUMMARY OF ALLOCATED COSTS  
KNOX COUNTY, TN  
FISCAL YEAR 2013

	Disallowed Cost
Central Services Departments	
Equipment Use Charges	
Building Use	105,995.41
1010920 - Internal Audit	
1013210 - Law Department	
1013320 - ADA Compliance Office	
1013610 - Human Resources	
1013910 - Mail Room - Operating	
1015415 - Health Administration	
1015710 - Finance	
1016010 - Purchasing	
1016020 - Property Management	
1016050 - e-Government Purchasing	
1016930 - Auditing Contract	
1017910 - Information Technology	
1017920 - Records Management	
1018903 - Sheriff Administration	
1019710 - County Trustee	
131 / 2350110 - PW - Administration	
266 / 54000xx - Risk Management Fund	
1015400 - Support Services	
Total Allocated Costs	<hr/> <hr/> 105,995.41

**SCHEDULE OF FIXED COSTS  
KNOX COUNTY, TN  
FISCAL YEAR 2013**

Grantee Department	Fixed Cost 2013	Fixed Cost	Carryforward	Actual Costs with Carryforward
1010010 - Attorney General's Office	288,702.67	-	-	288,702.67
1010020 - Bad Check Unit	3,839.30	-	-	3,839.30
1010310 - Circuit Court Clerk's Office	67,198.49	-	-	67,198.49
1010320 - Civil Sessions Clerk's Office	55,543.10	-	-	55,543.10
1010330 - IV-D Child Support Clerk's Office	32,084.07	-	-	32,084.07
1010610 - Probate Court	30,954.17	-	-	30,954.17
1010620 - Chancery Court	71,356.39	-	-	71,356.39
1010910 - County Commission Office	36,201.45	-	-	36,201.45
1010915 - Commission Discretionary	1,721.02	-	-	1,721.02
1010925 - Audit Committee	194.69	-	-	194.69
1010930 - Codes Commission	92.70	-	-	92.70
1010935 - Retirement Office Operations	21,874.94	-	-	21,874.94
1011210 - County Clerk's Office	270,685.35	-	-	270,685.35
1011510 - 4th Circuit Court Clerk's Office	42,457.60	-	-	42,457.60
1011520 - Criminal Court Clerk's Office	116,732.64	-	-	116,732.64
1011530 - Criminal Sessions Clerk's Office	22,868.19	-	-	22,868.19
1011810 - Election Commission Office	182,407.95	-	-	182,407.95
1012110 - Circuit Court Judge's Office	27,284.06	-	-	27,284.06
1012120 - 4th Circuit Court Judge's Office	38,876.85	-	-	38,876.85
1012130 - Criminal Court Judge's Office	31,231.11	-	-	31,231.11
1012140 - General Sessions Court Judges	186,021.51	-	-	186,021.51
1012150 - Jury Commission	87,922.20	-	-	87,922.20
1012410 - Juvenile Court Judges	170,294.69	-	-	170,294.69
1012420 - IV-D Referee Program	10,617.07	-	-	10,617.07
1012710 - Juvenile Court Clerk's Office	27,775.08	-	-	27,775.08
1013010 - Juvenile Service Center	56,876.99	-	-	56,876.99
1013011 - Juvenile Service Center Donatior	24.67	-	-	24.67
1013310 - County Mayor	52,542.26	-	-	52,542.26
1013330 - Legislative Delegation	289.85	-	-	289.85
1013362 - Family Justice Center	590.68	-	-	590.68
1013370 - UT/Knox County Extension	6,882.41	-	-	6,882.41
1013380 - Mayor's Education Summit	3,950.28	-	-	3,950.28
1014210 - Probation Office	41,926.67	-	-	41,926.67
1014510 - Office of Neighborhoods	30.24	-	-	30.24
1014810 - Park Maintenance	65,279.55	-	-	65,279.55
1014825 - U.S. Soccer Complex	64.07	-	-	64.07
1014830 - Recreation Administration	18,670.69	-	-	18,670.69
1014832 - New Harvest Farmer's Market	519.31	-	-	519.31
1014840 - Park Improvement-Amusement	6,728.00	-	-	6,728.00
1014845 - Parks & Recreation	69,796.75	-	-	69,796.75
1015105 - Dept. of Community Developmer	11,878.03	-	-	11,878.03
1015110 - Community Services Agencies	4,799.35	-	-	4,799.35
1015120 - Indigents Asst. (CAC/Pauper)	648.01	-	-	648.01
1015130 - Economic and Dev. Grants	3,261.10	-	-	3,261.10
1015135 - John Tarleton Home	54,371.92	-	-	54,371.92

1015140 - Community Outreach	3,106.92	-	-	3,106.92
1015141 - Constituent Services	2,091.63	-	-	2,091.63
1015142 - Senior Center & Volunteer Servic	8,033.24	-	-	8,033.24
1015143 - Senior Picnic	276.51	-	-	276.51
1015145 - Frank Strang Senior Center	28,953.36	-	-	28,953.36
1015146 - South Knox Senior Center	13,409.35	-	-	13,409.35
1015147 - Halls Senior Center	27,081.03	-	-	27,081.03
1015148 - Corryton Senior Center	18,654.90	-	-	18,654.90
1015149 - Carter Senior Center	9,857.39	-	-	9,857.39
1015160 - Veterans' Services	10,465.72	-	-	10,465.72
1015165 - Office of Neighborhoods / Comm	8,209.51	-	-	8,209.51
1015403 - Preventive Health Services	1,024,598.61	-	-	1,024,598.61
1015406 - Dental Services	447,728.58	-	-	447,728.58
1015409 - Emergency Medical Services	7,101.06	-	-	7,101.06
1015412 - Food & Restaurant Inspection	459,890.44	-	-	459,890.44
1015421 - Diagnostic Services	326.76	-	-	326.76
1015424 - Medial & Dental-Indigent Care	27,348.97	-	-	27,348.97
1015430 - Pediatric Care Services	314.71	-	-	314.71
1015433 - Pharmacy	77,856.34	-	-	77,856.34
1015436 - Primary Care Services	898.81	-	-	898.81
1015439 - Animal Control	3,075.13	-	-	3,075.13
1015442 - School Health Program	38,049.94	-	-	38,049.94
1015445 - Social Services	320,679.01	-	-	320,679.01
1015448 - Ground Water Services	268,219.91	-	-	268,219.91
1015451 - Vector Control Services	905.26	-	-	905.26
1015454 - Disease Surveillance & Investiga	252,198.56	-	-	252,198.56
1015457 - Vital Records	144,955.05	-	-	144,955.05
1015460 - Women's Health Services	109,974.65	-	-	109,974.65
1015463 - Community Health Services	603,678.53	-	-	603,678.53
1015465 - Child Car Seat Program	979.96	-	-	979.96
1015467 - Community Health Services Gar	307.85	-	-	307.85
1015720 - Finance & Community-Schools	4,585.75	-	-	4,585.75
1015950 - Credit Union	17,775.09	-	-	17,775.09
1016025 - Inop Car Lot/Sale Junk Cars	298.29	-	-	298.29
1016030 - Building Maintenance	15,849.62	-	-	15,849.62
1016310 - Property and Liability Insurance	952.78	-	-	952.78
1016605 - Planning	13,917.51	-	-	13,917.51
1016610 - GIS	1,107.88	-	-	1,107.88
1016615 - Payments to Cities	336.73	-	-	336.73
1016620 - Emergency Management	395.27	-	-	395.27
1016635 - CAC Housing	11,053.33	-	-	11,053.33
1016645 - Other Operating Transfers	20,664.06	-	-	20,664.06
1016910 - Official's Expense	42.29	-	-	42.29
1016920 - Equipment	16,944.80	-	-	16,944.80
1016940 - Cases Charged to County	1,124.23	-	-	1,124.23
1016950 - Miscellaneous	3,940.68	-	-	3,940.68
1016955 - PBA Management & Operations	37,791.88	-	-	37,791.88
1016980 - Emp Ben General Fund	1,752.64	-	-	1,752.64
1017210 - Community Mediation Center	1,029.22	-	-	1,029.22
1017510 - Fire Prevention	27,960.11	-	-	27,960.11
1017520 - Soil Conservation District	5,340.95	-	-	5,340.95



1017530 - Codes Administration	72,979.64	-	-	72,979.64
1017720 - Dirty Lot Ordinance	177,805.22	-	-	177,805.22
1018110 - Sheriff's Dept Merit System	22,840.58	-	-	22,840.58
1018310 - Property Assessor	166,459.81	-	-	166,459.81
1018320 - Equalization Board	1,933.22	-	-	1,933.22
1018330 - Digitized Mapping	144.58	-	-	144.58
1018510 - Public Defender	74,038.89	-	-	74,038.89
1018710 - Register of Deeds Office	26,363.20	-	-	26,363.20
1018720 - Register of Deeds-Data Proc	4,599.22	-	-	4,599.22
1018900 - Court Officers	3,680.52	-	-	3,680.52
1018906 - Records & Communication	13,289.12	-	-	13,289.12
1018912 - Training	13,425.10	-	-	13,425.10
1018915 - Planning & Development	3,212.54	-	-	3,212.54
1018918 - Stop Violence Against Women	6,505.60	-	-	6,505.60
1018921 - Patrol	14,136,777.05	-	-	14,136,777.05
1018924 - Warrants	15,114.62	-	-	15,114.62
1018927 - Detectives	38,601.93	-	-	38,601.93
1018930 - Forensics	8,888.25	-	-	8,888.25
1018933 - Juvenile Division	68,539.05	-	-	68,539.05
1018936 - Special Teams	2,652.57	-	-	2,652.57
1018937 - Victim's Rights	24.10	-	-	24.10
1018938 - Chaplain's Fund	73.03	-	-	73.03
1018940 - Senior Citizens Awareness	543.93	-	-	543.93
1018942 - Narcotics	16,561.07	-	-	16,561.07
1018943 - Vice	103.51	-	-	103.51
1018945 - Internal Affairs	3,164.48	-	-	3,164.48
1018948 - Special Services	9,455.47	-	-	9,455.47
1018950 - Inmate Education	12.05	-	-	12.05
1018951 - DARE Donations	483.39	-	-	483.39
1018952 - Teen Academy-Sheriff	325.62	-	-	325.62
1018953 - Sexual Offender Registry	1,662.61	-	-	1,662.61
1018954 - Interest Earned-Inmates	599.07	-	-	599.07
1018955 - Donations / Sherriff-Target	12.05	-	-	12.05
1018956 - Honor Guard Golf Tournament	1,424.75	-	-	1,424.75
1018957 - Auxiliary Services	300,570.47	-	-	300,570.47
1018960 - Correctional Facilities	378,430.87	-	-	378,430.87
1018965 - Explorer Post	12.05	-	-	12.05
1018966 - Wal-Mart Foundation	12.05	-	-	12.05
1018967 - Helen R McNabb Interchange	469.10	-	-	469.10
1018969 - Jail Commissary	183,014.72	-	-	183,014.72
1018972 - Medical Examiner	2,043.11	-	-	2,043.11
1018980 - Sheriff's Radio Rebanding	12.05	-	-	12.05
1018985 - Sheriff's K-9 Donations	1,522.24	-	-	1,522.24
1018990 - KCSO Reserve Training Academ	180.42	-	-	180.42
1018991 - Fallen Officers	12.05	-	-	12.05
1018993 - Sheriff Animal Control	1,947.49	-	-	1,947.49
1018995 - Sheriff Juvenile Court Officers	2,595.22	-	-	2,595.22
131 / 2350120 - PW - Highway Project Man	14,320.99	-	-	14,320.99
131 / 2350130 - PW - Stormwater Managen	92,128.99	-	-	92,128.99
131 / 2350135 - Stormwater Ordinance Viol	791.00	-	-	791.00
131 / 2350210 - PW - Highway & Bridge Ma	440,768.82	-	-	440,768.82

131 / 2350220 - PW - Traffic Control	45,989.28	-	-	45,989.28
131 / 2350410 - PW - Engineering	26,802.37	-	-	26,802.37
131 / 2350425 - Subdivision Foreclosures	897.00	-	-	897.00
261 / 50000XX - Vehicle Service Center Fur	143,591.30	-	-	143,591.30
272 / 5300010 - Retirement Fund	806.55	-	-	806.55
FD 101 / 100 - General Fund	3,829.75	-	-	3,829.75
FD 102 / 105 - General Fund Grants	247,269.13	-	-	247,269.13
FD 114 / 200 - Governmental Library Fund	7,297.32	-	-	7,297.32
FD 115 / 205 - Public Library Fund	242,301.79	-	-	242,301.79
FD 116 / 210 - Solid Waste Fund	85,129.73	-	-	85,129.73
FD 122 / 230 - Drug Control Fund	20,856.41	-	-	20,856.41
FD 123 / 220 - Hotel/Motel Fundwide	8,927.14	-	-	8,927.14
FD 128 / 215 - Air Quality Fund	59,679.91	-	-	59,679.91
FD 131 / 235 - Highway Fundwide	1,062.54	-	-	1,062.54
FD 141 / 240 - General Purpose School Fur	1,508,137.68	-	-	1,508,137.68
FD 142 / 250 - School Federal Projects Fun	345,104.65	-	-	345,104.65
FD 146 / 245 - School Project Fund	166,588.18	-	-	166,588.18
FD 151 / 300 - Debt Service Fund	100,233.27	-	-	100,233.27
FD 171 / 400 - Public Improvement Fund	86,285.26	-	-	86,285.26
FD 177 - School Construction Fund	207,617.29	-	-	207,617.29
FD 178 - ADA Construction Fund	1,207.60	-	-	1,207.60
FD 261 / 500 - Vehicle Service Center Fund	2,665.13	-	-	2,665.13
FD 263 / 580 - Self Ins. Health Care Fund	46,410.44	-	-	46,410.44
FD 266 / 540 - Self Insurance Fund	1,370.78	-	-	1,370.78
FD 268 / 510 - Mailroom Service	4,211.16	-	-	4,211.16
FD 270 / 520 - Employees Benefit Fund	56,163.48	-	-	56,163.48
FD 274 / 550 - Building Operation Fund	85,060.88	-	-	85,060.88
FD 276 / 560 - Technical Support Fund	21,540.70	-	-	21,540.70
FD 278 / 570 - Capital Leasing Fund	142.88	-	-	142.88
FD 351 / 610 - Municipal Sales Tax Fund	62,583.11	-	-	62,583.11
FD 401 / 700 - Three Ridges Golf Course	37,195.67	-	-	37,195.67
FD 425 - Golf Course Fund	289.85	-	-	289.85
FD 502 / 902 - County Clerk Payroll Fund	40,808.55	-	-	40,808.55
FD 504 / 903 - Registrar of Deeds Payroll Fi	18,068.37	-	-	18,068.37
FD 506 / xxx - Criminal Court Payroll Fund	41,466.92	-	-	41,466.92
FD 508 / 999 - PBA Payroll Fund	73,662.07	-	-	73,662.07
FD 510 / 910 - Clerk & Master Payroll Fund	16,264.82	-	-	16,264.82
FD 511 / 914 - Metro Drug Commission	1,258.95	-	-	1,258.95
FD 512 / 915 - Session Court Payroll Fund	19,189.70	-	-	19,189.70
FD 518 / 901 - Trustee Payroll Fund	22,437.55	-	-	22,437.55
FD 801 / 993 - Capital Assets General	34,180.60	-	-	34,180.60
FD 803 / 994 - Capital Assets School	22,468.69	-	-	22,468.69
FD 950 / 920 - MPC Fund	70,435.87	-	-	70,435.87
FD 952 / 925 - E-911 Fund	87,233.43	-	-	87,233.43
FD 954 / 930 - Geographic Information Syst	15,735.49	-	-	15,735.49
FD 956 / 935 - Railroad Authority Fund	571.35	-	-	571.35
FD 958 / 940 - Animal Welfare Fund	8,230.41	-	-	8,230.41
FD 960 / 950 - Great Schools Foundation Fi	3,962.27	-	-	3,962.27
FD 999 / 990 - Trustee Operating Fund	17,049.73	-	-	17,049.73
General Government	5,323,551.24	-	-	5,323,551.24
Disallowed Cost	105,995.41	-	-	105,995.41

32,187,106.02	-	-	32,187,106.02
---------------	---	---	---------------

**SCHEDULE OF DEPARTMENTAL COSTS  
KNOX COUNTY, TN  
FISCAL YEAR 2013**

Central Service Department	Expenditure	Cost Adjustments	Disallowed / Capitalized	Direct Billing	Total Allocated Costs
Equipment Use Charges	-	105,683	-	-	105,683
Building Use	-	421,462	-	-	421,462
1010920 - Internal Audit	225,287	-	-	-	225,287
1013210 - Law Department	1,654,354	-	-	-	1,654,354
1013320 - ADA Compliance Office	84,131	-	-	-	84,131
1013610 - Human Resources	647,826	-	-	-	647,826
1013910 - Mail Room - Operating	93,788	-	-	-	93,788
1015415 - Health Administration	976,980	-	-	-	976,980
1015710 - Finance	1,794,943	-	-	-	1,794,943
1016010 - Purchasing	842,810	-	-	-	842,810
1016020 - Property Management	313,746	-	-	-	313,746
1016050 - e-Government Purchasing	122,087	-	-	-	122,087
1016930 - Auditing Contract	316,599	-	-	-	316,599
1017910 - Information Technology	4,802,423	-	(99,103)	-	4,703,320
1017920 - Records Management	333,240	-	-	-	333,240
1018903 - Sheriff Administration	12,688,921	-	(110,000)	-	12,578,921
1019710 - County Trustee	584,739	-	-	-	584,739
131 / 2350110 - PW - Administration	458,699	-	-	-	458,699
266 / 5400xx - Risk Management Fund	3,773,953	-	-	-	3,773,953
1015400 - Support Services	2,154,538	-	-	-	2,154,538
	<u>31,869,064</u>	<u>527,145</u>	<u>(209,103)</u>	<u>-</u>	<u>32,187,106</u>

**Knox County, Tennessee  
OMB A-87 Cost Allocation Plan**

**Equipment Use Depreciation  
Nature and Extent of Services**

The Equipment Use department was created to identify the equipment use charge for central service departments. Allocated costs include a use charge of 6.67% of acquisition cost per OMB Circular A-87 guidelines. Equipment use charge is allocated based on the acquisition cost of equipment in each central service department.

KNOX COUNTY, TN  
EQUIPMENT USE CHARGES

Functions:	Total	GeneralAdmin	Equipment Usage - City County Bldg
Cost Adjustments			
Cost Adjustments	<u>105,682.92</u>	-	105,682.92
Total Cost Adjustments	105,682.92	-	105,682.92
Total Incoming Costs			
Total Allocated Cost	<u>105,682.92</u>	-	105,682.92

KNOX COUNTY, TN  
EQUIPMENT USE CHARGES

Department: Equipment Use Charges  
Function: Equipment Usage - City County Bldg

Total 1st Tier Allocation \$ 105,682.92  
Total 2nd Tier Allocation -

Total Allocation Cost \$ 105,682.92

	Allocation Units	Allocated Percentage	Gross Allocation	Direct Billed	1st Tier Allocation	2nd Tier Allocation	Total Allocated
<u>Grantee Department</u>							
1013210 - Law Department	57,312.94	4.37 %	4,615.77	-	4,615.77	-	4,615.77
1013320 - ADA Compliance Office	2,331.46	0.18 %	187.77	-	187.77	-	187.77
1013610 - Human Resources	60,277.01	4.59 %	4,854.48	-	4,854.48	-	4,854.48
1013910 - Mail Room - Operating	1,172.00	0.09 %	94.39	-	94.39	-	94.39
1015710 - Finance	140,126.59	10.68 %	11,285.26	-	11,285.26	-	11,285.26
1016010 - Purchasing	45,197.84	3.44 %	3,640.06	-	3,640.06	-	3,640.06
1016020 - Property Management	5,964.00	0.45 %	480.32	-	480.32	-	480.32
1017910 - Information Technology	688,016.46	52.43 %	55,410.22	-	55,410.22	-	55,410.22
1017920 - Records Management	126,844.80	9.67 %	10,215.60	-	10,215.60	-	10,215.60
1019710 - County Trustee	82,628.39	6.30 %	6,654.58	-	6,654.58	-	6,654.58
266 / 54000xx - Risk Management Fund	3,532.00	0.27 %	284.45	-	284.45	-	284.45
1010910 - County Commission Office	43,626.00	3.32 %	3,513.47	-	3,513.47	-	3,513.47
1013310 - County Mayor	55,211.94	4.21 %	4,446.56	-	4,446.56	-	4,446.56
	<u>\$ 1,312,241.43</u>	<u>100.00 %</u>	<u>105,682.92</u>	<u>-</u>	<u>105,682.92</u>	<u>-</u>	<u>105,682.92</u>

Allocation Basis: Acquisition cost of equipment in each Department

Allocation Source: Management Report

KNOX COUNTY, TN  
EQUIPMENT USE CHARGES

	Total	Equipment Usage - City County Bldg
<u>Grantee Department</u>		
1013210 - Law Department	4,615.77	4,615.77
1013320 - ADA Compliance Office	187.77	187.77
1013610 - Human Resources	4,854.48	4,854.48
1013910 - Mail Room - Operating	94.39	94.39
1015710 - Finance	11,285.26	11,285.26
1016010 - Purchasing	3,640.06	3,640.06
1016020 - Property Management	480.32	480.32
1017910 - Information Technology	55,410.22	55,410.22
1017920 - Records Management	10,215.60	10,215.60
1019710 - County Trustee	6,654.58	6,654.58
266 / 54000xx - Risk Management Fun	284.45	284.45
1010910 - County Commission Office	3,513.47	3,513.47
1013310 - County Mayor	4,446.56	4,446.56
	<hr/>	<hr/>
	105,682.92	105,682.92
	<hr/>	<hr/>



**Knox County, Tennessee  
OMB A-87 Cost Allocation Plan**

**Building Depreciation  
Nature and Extent of Services**

This department has been created to accumulate and distribute building depreciation costs. Allocated costs include actual depreciation and allowable interest. The Building Depreciation department includes the following three functions.

**County Administration Building** - Actual depreciation of the Courthouse building is allocated based on the square footage occupied. Building usage by the City of Knoxville are taken into consideration and disallowed.

KNOX COUNTY, TN  
BUILDING USE

Functions:	Total	GeneralAdmin	City-County Building
Cost Adjustments			
Cost Adjustments	<u>421,462.00</u>	-	421,462.00
Total Cost Adjustments	421,462.00	-	421,462.00
Total Incoming Costs			
Total Allocated Cost	<u>421,462.00</u>	-	421,462.00

KNOX COUNTY, TN  
BUILDING USE

Department: Building Use  
Function: City-County Building

Total 1st Tier Allocation \$ 421,462.00  
Total 2nd Tier Allocation -

Total Allocation Cost \$ 421,462.00

	Allocation Units	Allocated Percentage	Gross Allocation	Direct Billed	1st Tier Allocation	2nd Tier Allocation	Total Allocated
<b>Grantee Department</b>							
1010920 - Internal Audit	1,075	0.28 %	1,160.89	-	1,160.89	-	1,160.89
1013210 - Law Department	4,874	1.25 %	5,264.04	-	5,264.04	-	5,264.04
1013610 - Human Resources	3,655	0.94 %	3,947.84	-	3,947.84	-	3,947.84
1015710 - Finance	6,281	1.61 %	6,783.82	-	6,783.82	-	6,783.82
1017910 - Information Technology	18,234	4.67 %	19,693.08	-	19,693.08	-	19,693.08
1018903 - Sheriff Administration	33,595	8.61 %	36,283.11	-	36,283.11	-	36,283.11
1019710 - County Trustee	6,084	1.56 %	6,570.41	-	6,570.41	-	6,570.41
266 / 54000xx - Risk Management Fund	1,783	0.46 %	1,925.54	-	1,925.54	-	1,925.54
1010010 - Attorney General's Office	13,215	3.39 %	14,272.12	-	14,272.12	-	14,272.12
1010310 - Circuit Court Clerk's Office	3,397	0.87 %	3,668.66	-	3,668.66	-	3,668.66
1010610 - Probate Court	3,751	0.96 %	4,051.09	-	4,051.09	-	4,051.09
1010620 - Chancery Court	12,527	3.21 %	13,529.62	-	13,529.62	-	13,529.62
1010910 - County Commission Office	1,698	0.43 %	1,833.30	-	1,833.30	-	1,833.30
1010935 - Retirement Office Operations	2,026	0.52 %	2,188.08	-	2,188.08	-	2,188.08
1011510 - 4th Circuit Court Clerk's Office	3,850	0.99 %	4,157.47	-	4,157.47	-	4,157.47
1011520 - Criminal Court Clerk's Office	11,513	2.95 %	12,434.07	-	12,434.07	-	12,434.07
1011530 - Criminal Sessions Clerk's Office	5,603	1.44 %	6,051.58	-	6,051.58	-	6,051.58
1012110 - Circuit Court Judge's Office	7,833	2.01 %	8,459.33	-	8,459.33	-	8,459.33
1012120 - 4th Circuit Court Judge's Office	2,263	0.58 %	2,443.83	-	2,443.83	-	2,443.83
1012130 - Criminal Court Judge's Office	2,763	0.71 %	2,983.83	-	2,983.83	-	2,983.83
1012140 - General Sessions Court Judges	7,701	1.97 %	8,316.66	-	8,316.66	-	8,316.66
1012150 - Jury Commission	1,142	0.29 %	1,233.36	-	1,233.36	-	1,233.36
1013310 - County Mayor	3,458	0.89 %	3,734.32	-	3,734.32	-	3,734.32
1013370 - UT/Knox County Extension	2,550	0.65 %	2,753.47	-	2,753.47	-	2,753.47
1015105 - Dept. of Community Development	2,352	0.60 %	2,540.17	-	2,540.17	-	2,540.17
1015403 - Preventive Health Services	250	0.06 %	270.00	-	270.00	-	270.00
1015950 - Credit Union	922	0.24 %	995.76	-	995.76	-	995.76
1016605 - Planning	12,069	3.09 %	13,034.65	-	13,034.65	-	13,034.65
1016955 - PBA Management & Operations	18,901	4.84 %	20,413.45	-	20,413.45	-	20,413.45
1017510 - Fire Prevention	2,838	0.73 %	3,064.51	-	3,064.51	-	3,064.51
1017530 - Codes Administration	2,825	0.72 %	3,051.01	-	3,051.01	-	3,051.01
1018310 - Property Assessor	5,189	1.33 %	5,604.13	-	5,604.13	-	5,604.13
1018710 - Register of Deeds Office	10,957	2.81 %	11,833.26	-	11,833.26	-	11,833.26
1018906 - Records & Communication	1,932	0.50 %	2,086.56	-	2,086.56	-	2,086.56
1018918 - Stop Violence Against Women	1,163	0.30 %	1,256.26	-	1,256.26	-	1,256.26
1018927 - Detectives	23,024	5.90 %	24,865.86	-	24,865.86	-	24,865.86
1018960 - Correctional Facilities	48,807	12.51 %	52,711.45	-	52,711.45	-	52,711.45
Disallowed Cost	98,144	25.15 %	105,995.41	-	105,995.41	-	105,995.41

---

390,242	100.00 %	421,462.00	-	421,462.00	-	421,462.00
---------	----------	------------	---	------------	---	------------

---

---

Allocation Basis: Square Footage occupied by Department

Allocation Source: Floor Plan Drawings of CCB

KNOX COUNTY, TN  
BUILDING USE

	Total	City-County Building
<u>Grantee Department</u>		
1010920 - Internal Audit	1,160.89	1,160.89
1013210 - Law Department	5,264.04	5,264.04
1013610 - Human Resources	3,947.84	3,947.84
1015710 - Finance	6,783.82	6,783.82
1017910 - Information Technology	19,693.08	19,693.08
1018903 - Sheriff Administration	36,283.11	36,283.11
1019710 - County Trustee	6,570.41	6,570.41
266 / 54000xx - Risk Management Fun	1,925.54	1,925.54
1010010 - Attorney General's Office	14,272.12	14,272.12
1010310 - Circuit Court Clerk's Office	3,668.66	3,668.66
1010610 - Probate Court	4,051.09	4,051.09
1010620 - Chancery Court	13,529.62	13,529.62
1010910 - County Commission Office	1,833.30	1,833.30
1010935 - Retirement Office Operation	2,188.08	2,188.08
1011510 - 4th Circuit Court Clerk's Of	4,157.47	4,157.47
1011520 - Criminal Court Clerk's Offic	12,434.07	12,434.07
1011530 - Criminal Sessions Clerk's O	6,051.58	6,051.58
1012110 - Circuit Court Judge's Office	8,459.33	8,459.33
1012120 - 4th Circuit Court Judge's O	2,443.83	2,443.83
1012130 - Criminal Court Judge's Office	2,983.83	2,983.83
1012140 - General Sessions Court Ju	8,316.66	8,316.66
1012150 - Jury Commission	1,233.36	1,233.36
1013310 - County Mayor	3,734.32	3,734.32
1013370 - UT/Knox County Extension	2,753.47	2,753.47
1015105 - Dept. of Community Develo	2,540.17	2,540.17
1015403 - Preventive Health Services	270.00	270.00
1015950 - Credit Union	995.76	995.76
1016605 - Planning	13,034.65	13,034.65
1016955 - PBA Management & Opera	20,413.45	20,413.45
1017510 - Fire Prevention	3,064.51	3,064.51
1017530 - Codes Administration	3,051.01	3,051.01
1018310 - Property Assessor	5,604.13	5,604.13
1018710 - Register of Deeds Office	11,833.26	11,833.26
1018906 - Records & Communication	2,086.56	2,086.56
1018918 - Stop Violence Against Wom	1,256.26	1,256.26
1018927 - Detectives	24,865.86	24,865.86
1018960 - Correctional Facilities	52,711.45	52,711.45
Disallowed Cost	105,995.41	105,995.41
	<hr/>	<hr/>
	421,462.00	421,462.00
	<hr/>	<hr/>

**Knox County, Tennessee  
OMB A-87 Cost Allocation Plan**

**Internal Audit (1000920)**

**Nature and Extent of Services**

The Internal Audit Office provides auditing services to all County departments and funds. The primary objectives of the office are to:

- Test measures to safeguard County assets.
- Examine the reliability, consistency, and integrity of information
- Investigate compliance with County policies and procedures.
- Review the economy and efficiency in the use of County resources.
- Evaluate the effectiveness in the accomplishment of objectives.

Examples of some of the audits and reviews conducted by the Internal Audit Office include procurement card audits, petty cash audits, Hotel-Motel tax audits, and departmental compliance reviews. Costs for the Internal Audit Office have been allocated as follows:

**Audit Services** – Costs are allocated based on the number of accounting transactions processed per department.

KNOX COUNTY, TN  
1010920 - INTERNAL AUDIT

Functions:	Total	GeneralAdmin	Internal Audit	IA General Government
Expenditures:				
Salaries & Wages	160,145.45	-	160,145.45	-
Related Benefits	49,059.68	-	49,059.68	-
Services	12,291.98	-	12,291.98	-
Supplies / Materials	3,139.56	-	3,139.56	-
Other	650.00	-	-	650.00
<b>Total Expenditures</b>	<b>225,286.67</b>	-	<b>224,636.67</b>	<b>650.00</b>
General & Administrative Allocation	-	-	-	-
Incoming Costs				
1st Allocation				
Building Use	1,160.89	1,160.89	-	-
<b>Total 1st Allocation</b>	<b>1,160.89</b>	<b>1,160.89</b>	-	-
General & Administrative Allocation	-	(1,160.89)	1,160.89	-
<b>Total 1st Tier Allocation</b>	<b>226,447.56</b>	-	<b>225,797.56</b>	<b>650.00</b>
2nd Allocation				
1013210 - Law Department	234.10	234.10	-	-
1013320 - ADA Compliance Office	80.16	80.16	-	-
1013610 - Human Resources	737.83	737.83	-	-
1013910 - Mail Room - Operating	12.41	12.41	-	-
1015710 - Finance	2,728.15	2,728.15	-	-
1016010 - Purchasing	106.42	106.42	-	-
1016050 - e-Government Purchasing	421.46	421.46	-	-
1016930 - Auditing Contract	1,534.78	1,534.78	-	-
1017910 - Information Technology	7,726.22	7,726.22	-	-
1019710 - County Trustee	1,489.42	1,489.42	-	-
266 / 54000xx - Risk Management Funct	37.61	37.61	-	-
<b>Total 2nd Allocation</b>	<b>15,108.55</b>	<b>15,108.55</b>	-	-
General & Administrative Allocation	-	(15,108.55)	15,108.55	-
<b>Total 2nd Tier Allocation</b>	<b>15,108.55</b>	-	<b>15,108.55</b>	-
<b>Total Incoming Costs</b>	<b>16,269.44</b>	-	<b>16,269.44</b>	-
<b>Total Allocated Cost</b>	<b>241,556.11</b>	-	<b>240,906.11</b>	<b>650.00</b>

KNOX COUNTY, TN  
1010920 - INTERNAL AUDIT

Department: 1010920 - Internal Audit  
Function: Internal Audit

Total 1st Tier Allocation \$ 225,797.56  
Total 2nd Tier Allocation 15,108.55

Total Allocation Cost \$ 240,906.11

	Allocation Units	Allocated Percentage	Gross Allocation	Direct Billed	1st Tier Allocation	2nd Tier Allocation	Total Allocated
<b>Grantee Department</b>							
1013210 - Law Department	973	0.46 %	1,030.53	-	1,030.53	68.95	1,099.49
1013320 - ADA Compliance Office	336	0.16 %	355.87	-	355.87	23.81	379.68
1013610 - Human Resources	576	0.27 %	610.06	-	610.06	40.82	650.88
1013910 - Mail Room - Operating	331	0.16 %	350.57	-	350.57	23.46	374.03
1015415 - Health Administration	746	0.35 %	790.11	-	790.11	52.87	842.98
1015710 - Finance	992	0.47 %	1,050.65	-	1,050.65	70.30	1,120.96
1016010 - Purchasing	772	0.36 %	817.65	-	817.65	54.71	872.36
1016020 - Property Management	491	0.23 %	520.03	-	520.03	34.80	554.83
1016050 - e-Government Purchasing	182	0.09 %	192.76	-	192.76	12.90	205.66
1016930 - Auditing Contract	38	0.02 %	40.25	-	40.25	2.69	42.94
1017910 - Information Technology	1,561	0.73 %	1,653.30	-	1,653.30	110.63	1,763.92
1017920 - Records Management	621	0.29 %	657.72	-	657.72	44.01	701.73
1018903 - Sheriff Administration	2,190	1.03 %	2,319.49	-	2,319.49	155.20	2,474.69
1019710 - County Trustee	864	0.41 %	915.09	-	915.09	61.23	976.32
131 / 2350110 - PW - Administration	597	0.28 %	632.30	-	632.30	42.31	674.61
266 / 54000xx - Risk Management Fund	1,348	0.63 %	1,427.70	-	1,427.70	95.53	1,523.23
1015400 - Support Services	1,740	0.82 %	1,842.88	-	1,842.88	123.31	1,966.19
1010010 - Attorney General's Office	1,247	0.58 %	1,320.73	-	1,320.73	88.37	1,409.11
1010020 - Bad Check Unit	85	0.04 %	90.03	-	90.03	6.02	96.05
1010310 - Circuit Court Clerk's Office	279	0.13 %	295.50	-	295.50	19.77	315.27
1010320 - Civil Sessions Clerk's Office	138	0.06 %	146.16	-	146.16	9.78	155.94
1010330 - IV-D Child Support Clerk's Office	618	0.29 %	654.54	-	654.54	43.80	698.34
1010610 - Probate Court	252	0.12 %	266.90	-	266.90	17.86	284.76
1010620 - Chancery Court	320	0.15 %	338.92	-	338.92	22.68	361.60
1010910 - County Commission Office	698	0.33 %	739.27	-	739.27	49.47	788.74
1010915 - Commission Discretionary	92	0.04 %	97.44	-	97.44	6.52	103.96
1010925 - Audit Committee	12	0.01 %	12.71	-	12.71	.85	13.56
1010930 - Codes Commission	5	0.00 %	5.30	-	5.30	.35	5.65
1010935 - Retirement Office Operations	47	0.02 %	49.78	-	49.78	3.33	53.11
1011210 - County Clerk's Office	2,565	1.20 %	2,716.66	-	2,716.66	181.78	2,898.44
1011510 - 4th Circuit Court Clerk's Office	244	0.11 %	258.43	-	258.43	17.29	275.72
1011520 - Criminal Court Clerk's Office	373	0.17 %	395.05	-	395.05	26.43	421.49
1011530 - Criminal Sessions Clerk's Office	312	0.15 %	330.45	-	330.45	22.11	352.56
1011810 - Election Commission Office	805	0.38 %	852.60	-	852.60	57.05	909.65
1012110 - Circuit Court Judge's Office	105	0.05 %	111.21	-	111.21	7.44	118.65
1012120 - 4th Circuit Court Judge's Office	113	0.05 %	119.68	-	119.68	8.01	127.69
1012130 - Criminal Court Judge's Office	567	0.27 %	600.53	-	600.53	40.18	640.71
1012140 - General Sessions Court Judges	570	0.27 %	603.70	-	603.70	40.39	644.10



1012150 - Jury Commission	4,641	2.18 %	4,915.41	-	4,915.41	328.90	5,244.31
1012410 - Juvenile Court Judges	1,107	0.52 %	1,172.45	-	1,172.45	78.45	1,250.91
1012420 - IV-D Referee Program	345	0.16 %	365.40	-	365.40	24.45	389.85
1012710 - Juvenile Court Clerk's Office	585	0.27 %	619.59	-	619.59	41.46	661.05
1013010 - Juvenile Service Center	1,427	0.67 %	1,511.38	-	1,511.38	101.13	1,612.50
1013011 - Juvenile Service Center Donations	2	0.00 %	2.12	-	2.12	.14	2.26
1013310 - County Mayor	758	0.36 %	802.82	-	802.82	53.72	856.54
1013362 - Family Justice Center	30	0.01 %	31.77	-	31.77	2.13	33.90
1013370 - UT/Knox County Extension	174	0.08 %	184.29	-	184.29	12.33	196.62
1013380 - Mayor's Education Summit	2	0.00 %	2.12	-	2.12	.14	2.26
1014210 - Probation Office	561	0.26 %	594.17	-	594.17	39.76	633.93
1014510 - Office of Neighborhoods	2	0.00 %	2.12	-	2.12	.14	2.26
1014810 - Park Maintenance	2,856	1.34 %	3,024.87	-	3,024.87	202.40	3,227.27
1014825 - U.S. Soccer Complex	4	0.00 %	4.24	-	4.24	.28	4.52
1014830 - Recreation Administration	771	0.36 %	816.59	-	816.59	54.64	871.23
1014832 - New Harvest Farmer's Market	34	0.02 %	36.01	-	36.01	2.41	38.42
1014840 - Park Improvement-Amusement	265	0.12 %	280.67	-	280.67	18.78	299.45
1014845 - Parks & Recreation	286	0.13 %	302.91	-	302.91	20.27	323.18
1015105 - Dept. of Community Development	3	0.00 %	3.18	-	3.18	.21	3.39
1015110 - Community Services Agencies	330	0.15 %	349.51	-	349.51	23.39	372.90
1015120 - Indigents Asst. (CAC/Pauper)	19	0.01 %	20.12	-	20.12	1.35	21.47
1015130 - Economic and Dev. Grants	18	0.01 %	19.06	-	19.06	1.28	20.34
1015135 - John Tarleton Home	13	0.01 %	13.77	-	13.77	.92	14.69
1015140 - Community Outreach	209	0.10 %	221.36	-	221.36	14.81	236.17
1015141 - Constituent Services	119	0.06 %	126.04	-	126.04	8.43	134.47
1015142 - Senior Center & Volunteer Service	361	0.17 %	382.35	-	382.35	25.58	407.93
1015143 - Senior Picnic	16	0.01 %	16.95	-	16.95	1.13	18.08
1015145 - Frank Strang Senior Center	329	0.15 %	348.45	-	348.45	23.32	371.77
1015146 - South Knox Senior Center	230	0.11 %	243.60	-	243.60	16.30	259.90
1015147 - Halls Senior Center	285	0.13 %	301.85	-	301.85	20.20	322.05
1015148 - Corryton Senior Center	223	0.10 %	236.19	-	236.19	15.80	251.99
1015149 - Carter Senior Center	233	0.11 %	246.78	-	246.78	16.51	263.29
1015160 - Veterans' Services	343	0.16 %	363.28	-	363.28	24.31	387.59
1015165 - Office of Neighborhoods / Commur	435	0.20 %	460.72	-	460.72	30.83	491.55
1015403 - Preventive Health Services	794	0.37 %	840.95	-	840.95	56.27	897.22
1015406 - Dental Services	787	0.37 %	833.53	-	833.53	55.77	889.31
1015409 - Emergency Medical Services	376	0.18 %	398.23	-	398.23	26.65	424.88
1015412 - Food & Restaurant Inspection	433	0.20 %	458.60	-	458.60	30.69	489.29
1015421 - Diagnostic Services	21	0.01 %	22.24	-	22.24	1.49	23.73
1015424 - Medial & Dental-Indigent Care	1,117	0.52 %	1,183.05	-	1,183.05	79.16	1,262.21
1015430 - Pediatric Care Services	20	0.01 %	21.18	-	21.18	1.42	22.60
1015433 - Pharmacy	540	0.25 %	571.93	-	571.93	38.27	610.20
1015436 - Primary Care Services	28	0.01 %	29.66	-	29.66	1.98	31.64
1015439 - Animal Control	19	0.01 %	20.12	-	20.12	1.35	21.47
1015442 - School Health Program	215	0.10 %	227.71	-	227.71	15.24	242.95
1015445 - Social Services	501	0.23 %	530.62	-	530.62	35.51	566.13
1015448 - Ground Water Services	485	0.23 %	513.68	-	513.68	34.37	548.05
1015451 - Vector Control Services	54	0.03 %	57.19	-	57.19	3.83	61.02
1015454 - Disease Surveillance & Investigatic	528	0.25 %	559.22	-	559.22	37.42	596.64
1015457 - Vital Records	386	0.18 %	408.82	-	408.82	27.36	436.18
1015460 - Women's Health Services	339	0.16 %	359.04	-	359.04	24.02	383.07
1015463 - Community Health Services	744	0.35 %	787.99	-	787.99	52.73	840.72
1015465 - Child Car Seat Program	20	0.01 %	21.18	-	21.18	1.42	22.60
1015467 - Community Health Services Grant	16	0.01 %	16.95	-	16.95	1.13	18.08
1016025 - Inop Car Lot/Sale Junk Cars	13	0.01 %	13.77	-	13.77	.92	14.69
1016030 - Building Maintenance	644	0.30 %	682.08	-	682.08	45.64	727.72

1016310 - Property and Liability Insurance	7	0.00 %	7.41	-	7.41	.50	7.91
1016605 - Planning	5	0.00 %	5.30	-	5.30	.35	5.65
1016610 - GIS	7	0.00 %	7.41	-	7.41	.50	7.91
1016615 - Payments to Cities	8	0.00 %	8.47	-	8.47	.57	9.04
1016620 - Emergency Management	6	0.00 %	6.35	-	6.35	.43	6.78
1016635 - CAC Housing	22	0.01 %	23.30	-	23.30	1.56	24.86
1016645 - Other Operating Transfers	40	0.02 %	42.37	-	42.37	2.83	45.20
1016910 - Official's Expense	3	0.00 %	3.18	-	3.18	.21	3.39
1016920 - Equipment	298	0.14 %	315.62	-	315.62	21.12	336.74
1016940 - Cases Charged to County	20	0.01 %	21.18	-	21.18	1.42	22.60
1016950 - Miscellaneous	167	0.08 %	176.87	-	176.87	11.84	188.71
1016955 - PBA Management & Operations	4	0.00 %	4.24	-	4.24	.28	4.52
1016980 - Emp Ben General Fund	7	0.00 %	7.41	-	7.41	.50	7.91
1017210 - Community Mediation Center	46	0.02 %	48.72	-	48.72	3.26	51.98
1017510 - Fire Prevention	673	0.32 %	712.79	-	712.79	47.69	760.49
1017520 - Soil Conservation District	310	0.15 %	328.33	-	328.33	21.97	350.30
1017530 - Codes Administration	852	0.40 %	902.38	-	902.38	60.38	962.76
1017720 - Dirty Lot Ordinance	272	0.13 %	288.08	-	288.08	19.28	307.36
1018110 - Sheriff's Dept Merit System	494	0.23 %	523.21	-	523.21	35.01	558.22
1018310 - Property Assessor	1,140	0.53 %	1,207.41	-	1,207.41	80.79	1,288.20
1018320 - Equalization Board	15	0.01 %	15.89	-	15.89	1.06	16.95
1018330 - Digitized Mapping	12	0.01 %	12.71	-	12.71	.85	13.56
1018510 - Public Defender	1,520	0.71 %	1,609.87	-	1,609.87	107.72	1,717.59
1018710 - Register of Deeds Office	332	0.16 %	351.63	-	351.63	23.53	375.16
1018720 - Register of Deeds-Data Proc	269	0.13 %	284.91	-	284.91	19.06	303.97
1018900 - Court Officers	205	0.10 %	217.12	-	217.12	14.53	231.65
1018906 - Records & Communication	487	0.23 %	515.80	-	515.80	34.51	550.31
1018912 - Training	561	0.26 %	594.17	-	594.17	39.76	633.93
1018915 - Planning & Development	175	0.08 %	185.35	-	185.35	12.40	197.75
1018918 - Stop Violence Against Women	261	0.12 %	276.43	-	276.43	18.50	294.93
1018921 - Patrol	6,443	3.02 %	6,823.96	-	6,823.96	456.60	7,280.56
1018924 - Warrants	832	0.39 %	881.19	-	881.19	58.96	940.16
1018927 - Detectives	707	0.33 %	748.80	-	748.80	50.10	798.91
1018930 - Forensics	380	0.18 %	402.47	-	402.47	26.93	429.40
1018933 - Juvenile Division	185	0.09 %	195.94	-	195.94	13.11	209.05
1018936 - Special Teams	153	0.07 %	162.05	-	162.05	10.84	172.89
1018937 - Victim's Rights	2	0.00 %	2.12	-	2.12	.14	2.26
1018938 - Chaplain's Fund	6	0.00 %	6.35	-	6.35	.43	6.78
1018940 - Senior Citizens Awareness	15	0.01 %	15.89	-	15.89	1.06	16.95
1018942 - Narcotics	805	0.38 %	852.60	-	852.60	57.05	909.65
1018943 - Vice	7	0.00 %	7.41	-	7.41	.50	7.91
1018945 - Internal Affairs	179	0.08 %	189.58	-	189.58	12.69	202.27
1018948 - Special Services	507	0.24 %	536.98	-	536.98	35.93	572.91
1018950 - Inmate Education	1	0.00 %	1.06	-	1.06	.07	1.13
1018951 - DARE Donations	29	0.01 %	30.71	-	30.71	2.06	32.77
1018952 - Teen Academy-Sheriff	24	0.01 %	25.42	-	25.42	1.70	27.12
1018953 - Sexual Offender Registry	78	0.04 %	82.61	-	82.61	5.53	88.14
1018954 - Interest Earned-Inmates	20	0.01 %	21.18	-	21.18	1.42	22.60
1018955 - Donations / Sherriff-Target	1	0.00 %	1.06	-	1.06	.07	1.13
1018956 - Honor Guard Golf Tournament	72	0.03 %	76.26	-	76.26	5.10	81.36
1018957 - Auxiliary Services	428	0.20 %	453.31	-	453.31	30.33	483.64
1018960 - Correctional Facilities	9,994	4.69 %	10,584.92	-	10,584.92	708.26	11,293.18
1018965 - Explorer Post	1	0.00 %	1.06	-	1.06	.07	1.13
1018966 - Wal-Mart Foundation	1	0.00 %	1.06	-	1.06	.07	1.13
1018967 - Helen R McNabb Interchange	20	0.01 %	21.18	-	21.18	1.42	22.60
1018969 - Jail Commissary	2,454	1.15 %	2,599.10	-	2,599.10	173.91	2,773.01

1018972 - Medical Examiner	14	0.01 %	14.83	-	14.83	.99	15.82
1018980 - Sheriff's Radio Rebanding	1	0.00 %	1.06	-	1.06	.07	1.13
1018985 - Sheriff's K-9 Donations	49	0.02 %	51.90	-	51.90	3.47	55.37
1018990 - KCSO Reserve Training Academy	5	0.00 %	5.30	-	5.30	.35	5.65
1018991 - Fallen Officers	1	0.00 %	1.06	-	1.06	.07	1.13
1018993 - Sheriff Animal Control	112	0.05 %	118.62	-	118.62	7.94	126.56
1018995 - Sheriff Juvenile Court Officers	135	0.06 %	142.98	-	142.98	9.57	152.55
131 / 2350120 - PW - Highway Project Manag	341	0.16 %	361.16	-	361.16	24.17	385.33
131 / 2350130 - PW - Stormwater Manageme	651	0.31 %	689.49	-	689.49	46.14	735.63
131 / 2350135 - Stormwater Ordinance Violat	52	0.02 %	55.07	-	55.07	3.69	58.76
131 / 2350210 - PW - Highway & Bridge Main	2,460	1.15 %	2,605.45	-	2,605.45	174.34	2,779.79
131 / 2350220 - PW - Traffic Control	703	0.33 %	744.57	-	744.57	49.82	794.39
131 / 2350410 - PW - Engineering	474	0.22 %	502.03	-	502.03	33.59	535.62
131 / 2350425 - Subdivision Foreclosures	10	0.00 %	10.59	-	10.59	.71	11.30
261 / 50000XX - Vehicle Service Center Fund	5,520	2.59 %	5,846.39	-	5,846.39	391.19	6,237.58
FD 102 / 105 - General Fund Grants	14,526	6.81 %	15,384.89	-	15,384.89	1,029.43	16,414.32
FD 114 / 200 - Governmental Library Fund	482	0.23 %	510.50	-	510.50	34.16	544.66
FD 115 / 205 - Public Library Fund	7,618	3.57 %	8,068.44	-	8,068.44	539.87	8,608.31
FD 116 / 210 - Solid Waste Fund	2,341	1.10 %	2,479.42	-	2,479.42	165.90	2,645.32
FD 122 / 230 - Drug Control Fund	520	0.24 %	550.75	-	550.75	36.85	587.60
FD 123 / 220 - Hotel/Motel Fundwide	52	0.02 %	55.07	-	55.07	3.69	58.76
FD 128 / 215 - Air Quality Fund	1,629	0.76 %	1,725.32	-	1,725.32	115.44	1,840.76
FD 141 / 240 - General Purpose School Fund	43,056	20.20 %	45,601.80	-	45,601.80	3,051.30	48,653.11
FD 142 / 250 - School Federal Projects Fund	14,065	6.60 %	14,896.63	-	14,896.63	996.76	15,893.39
FD 146 / 245 - School Project Fund	5,820	2.73 %	6,164.12	-	6,164.12	412.45	6,576.58
FD 151 / 300 - Debt Service Fund	214	0.10 %	226.65	-	226.65	15.17	241.82
FD 171 / 400 - Public Improvement Fund	1,806	0.85 %	1,912.78	-	1,912.78	127.99	2,040.77
FD 177 - School Construction Fund	4,086	1.92 %	4,327.60	-	4,327.60	289.57	4,617.16
FD 178 - ADA Construction Fund	62	0.03 %	65.67	-	65.67	4.39	70.06
FD 263 / 580 - Self Ins. Health Care Fund	927	0.43 %	981.81	-	981.81	65.69	1,047.51
FD 268 / 510 - Mailroom Service	108	0.05 %	114.39	-	114.39	7.65	122.04
FD 270 / 520 - Employees Benefit Fund	973	0.46 %	1,030.53	-	1,030.53	68.95	1,099.49
FD 274 / 550 - Building Operation Fund	5,051	2.37 %	5,349.65	-	5,349.65	357.96	5,707.61
FD 276 / 560 - Technical Support Fund	705	0.33 %	746.69	-	746.69	49.96	796.65
FD 278 / 570 - Capital Leasing Fund	14	0.01 %	14.83	-	14.83	.99	15.82
FD 351 / 610 - Municipal Sales Tax Fund	53	0.02 %	56.13	-	56.13	3.76	59.89
FD 401 / 700 - Three Ridges Golf Course	1,775	0.83 %	1,879.95	-	1,879.95	125.79	2,005.74
FD 502 / 902 - County Clerk Payroll Fund	786	0.37 %	832.47	-	832.47	55.70	888.18
FD 504 / 903 - Registrar of Deeds Payroll Fur	796	0.37 %	843.07	-	843.07	56.41	899.48
FD 506 / xxx - Criminal Court Payroll Fund	1,093	0.51 %	1,157.63	-	1,157.63	77.46	1,235.09
FD 508 / 999 - PBA Payroll Fund	3,702	1.74 %	3,920.89	-	3,920.89	262.35	4,183.25
FD 510 / 910 - Clerk & Master Payroll Fund	884	0.41 %	936.27	-	936.27	62.65	998.92
FD 512 / 915 - Session Court Payroll Fund	935	0.44 %	990.28	-	990.28	66.26	1,056.55
FD 518 / 901 - Trustee Payroll Fund	828	0.39 %	876.96	-	876.96	58.68	935.64
FD 950 / 920 - MPC Fund	2,482	1.16 %	2,628.76	-	2,628.76	175.90	2,804.65
FD 952 / 925 - E-911 Fund	3,382	1.59 %	3,581.97	-	3,581.97	239.68	3,821.65
FD 954 / 930 - Geographic Information System	695	0.33 %	736.09	-	736.09	49.25	785.35
FD 956 / 935 - Railroad Authority Fund	42	0.02 %	44.48	-	44.48	2.98	47.46
FD 958 / 940 - Animal Welfare Fund	509	0.24 %	539.10	-	539.10	36.07	575.17
FD 999 / 990 - Trustee Operating Fund	184	0.09 %	194.88	-	194.88	13.04	207.92

213,192	100.00 %	225,797.56	-	225,797.56	15,108.55	240,906.11
---------	----------	------------	---	------------	-----------	------------

Allocation Basis: General Fund Acctg Transactions per Department

Allocation Source: Transaction Report from GREAT

KNOX COUNTY, TN  
1010920 - INTERNAL AUDIT

Department: 1010920 - Internal Audit  
Function: IA General Government

Total 1st Tier Allocation \$ 650.00  
Total 2nd Tier Allocation -

Total Allocation Cost \$ 650.00

	Allocation Units	Allocated Percentage	Gross Allocation	Direct Billed	1st Tier Allocation	2nd Tier Allocation	Total Allocated
Grantee Department							
General Government	100	100.00 %	650.00	-	650.00	-	650.00
	100	100.00 %	650.00	-	650.00	-	650.00

Allocation Basis: Direct Allocation

Allocation Source: Direct Allocation

KNOX COUNTY, TN  
1010920 - INTERNAL AUDIT

	Total	Internal Audit	IA General Government
<u>Grantee Department</u>			
1013210 - Law Department	1,099.49	1,099.49	-
1013320 - ADA Compliance Office	379.68	379.68	-
1013610 - Human Resources	650.88	650.88	-
1013910 - Mail Room - Operating	374.03	374.03	-
1015415 - Health Administration	842.98	842.98	-
1015710 - Finance	1,120.96	1,120.96	-
1016010 - Purchasing	872.36	872.36	-
1016020 - Property Management	554.83	554.83	-
1016050 - e-Government Purchasing	205.66	205.66	-
1016930 - Auditing Contract	42.94	42.94	-
1017910 - Information Technology	1,763.92	1,763.92	-
1017920 - Records Management	701.73	701.73	-
1018903 - Sheriff Administration	2,474.69	2,474.69	-
1019710 - County Trustee	976.32	976.32	-
131 / 2350110 - PW - Administration	674.61	674.61	-
266 / 54000xx - Risk Management Fun	1,523.23	1,523.23	-
1015400 - Support Services	1,966.19	1,966.19	-
1010010 - Attorney General's Office	1,409.11	1,409.11	-
1010020 - Bad Check Unit	96.05	96.05	-
1010310 - Circuit Court Clerk's Office	315.27	315.27	-
1010320 - Civil Sessions Clerk's Office	155.94	155.94	-
1010330 - IV-D Child Support Clerk's O	698.34	698.34	-
1010610 - Probate Court	284.76	284.76	-
1010620 - Chancery Court	361.60	361.60	-
1010910 - County Commission Office	788.74	788.74	-
1010915 - Commission Discretionary	103.96	103.96	-
1010925 - Audit Committee	13.56	13.56	-
1010930 - Codes Commission	5.65	5.65	-
1010935 - Retirement Office Operation	53.11	53.11	-
1011210 - County Clerk's Office	2,898.44	2,898.44	-
1011510 - 4th Circuit Court Clerk's Of	275.72	275.72	-
1011520 - Criminal Court Clerk's Offic	421.49	421.49	-
1011530 - Criminal Sessions Clerk's O	352.56	352.56	-
1011810 - Election Commission Office	909.65	909.65	-
1012110 - Circuit Court Judge's Office	118.65	118.65	-
1012120 - 4th Circuit Court Judge's O	127.69	127.69	-
1012130 - Criminal Court Judge's Offic	640.71	640.71	-
1012140 - General Sessions Court Ju	644.10	644.10	-
1012150 - Jury Commission	5,244.31	5,244.31	-
1012410 - Juvenile Court Judges	1,250.91	1,250.91	-
1012420 - IV-D Referee Program	389.85	389.85	-
1012710 - Juvenile Court Clerk's Offic	661.05	661.05	-
1013010 - Juvenile Service Center	1,612.50	1,612.50	-
1013011 - Juvenile Service Center Do	2.26	2.26	-
1013310 - County Mayor	856.54	856.54	-
1013362 - Family Justice Center	33.90	33.90	-
1013370 - UT/Knox County Extension	196.62	196.62	-
1013380 - Mayor's Education Summit	2.26	2.26	-
1014210 - Probation Office	633.93	633.93	-
1014510 - Office of Neighborhoods	2.26	2.26	-
1014810 - Park Maintenance	3,227.27	3,227.27	-
1014825 - U.S. Soccer Complex	4.52	4.52	-
1014830 - Recreation Administration	871.23	871.23	-
1014832 - New Harvest Farmer's Mark	38.42	38.42	-
1014840 - Park Improvement-Amusem	299.45	299.45	-
1014845 - Parks & Recreation	323.18	323.18	-
1015105 - Dept. of Community Develo	3.39	3.39	-
1015110 - Community Services Agenc	372.90	372.90	-
1015120 - Indigents Asst. (CAC/Paupe	21.47	21.47	-
1015130 - Economic and Dev. Grants	20.34	20.34	-

1015135 - John Tarleton Home	14.69	14.69	-
1015140 - Community Outreach	236.17	236.17	-
1015141 - Constituent Services	134.47	134.47	-
1015142 - Senior Center & Volunteer S	407.93	407.93	-
1015143 - Senior Picnic	18.08	18.08	-
1015145 - Frank Strang Senior Center	371.77	371.77	-
1015146 - South Knox Senior Center	259.90	259.90	-
1015147 - Halls Senior Center	322.05	322.05	-
1015148 - Corryton Senior Center	251.99	251.99	-
1015149 - Carter Senior Center	263.29	263.29	-
1015160 - Veterans' Services	387.59	387.59	-
1015165 - Office of Neighborhoods / C	491.55	491.55	-
1015403 - Preventive Health Services	897.22	897.22	-
1015406 - Dental Services	889.31	889.31	-
1015409 - Emergency Medical Service	424.88	424.88	-
1015412 - Food & Restaurant Inspecti	489.29	489.29	-
1015421 - Diagnostic Services	23.73	23.73	-
1015424 - Medial & Dental-Indigent Ca	1,262.21	1,262.21	-
1015430 - Pediatric Care Services	22.60	22.60	-
1015433 - Pharmacy	610.20	610.20	-
1015436 - Primary Care Services	31.64	31.64	-
1015439 - Animal Control	21.47	21.47	-
1015442 - School Health Program	242.95	242.95	-
1015445 - Social Services	566.13	566.13	-
1015448 - Ground Water Services	548.05	548.05	-
1015451 - Vector Control Services	61.02	61.02	-
1015454 - Disease Surveillance & Inve	596.64	596.64	-
1015457 - Vital Records	436.18	436.18	-
1015460 - Women's Health Services	383.07	383.07	-
1015463 - Community Health Services	840.72	840.72	-
1015465 - Child Car Seat Program	22.60	22.60	-
1015467 - Community Health Services	18.08	18.08	-
1016025 - Inop Car Lot/Sale Junk Car	14.69	14.69	-
1016030 - Building Maintenance	727.72	727.72	-
1016310 - Property and Liability Insura	7.91	7.91	-
1016605 - Planning	5.65	5.65	-
1016610 - GIS	7.91	7.91	-
1016615 - Payments to Cities	9.04	9.04	-
1016620 - Emergency Management	6.78	6.78	-
1016635 - CAC Housing	24.86	24.86	-
1016645 - Other Operating Transfers	45.20	45.20	-
1016910 - Official's Expense	3.39	3.39	-
1016920 - Equipment	336.74	336.74	-
1016940 - Cases Charged to County	22.60	22.60	-
1016950 - Miscellaneous	188.71	188.71	-
1016955 - PBA Management & Opera	4.52	4.52	-
1016980 - Emp Ben General Fund	7.91	7.91	-
1017210 - Community Mediation Cent	51.98	51.98	-
1017510 - Fire Prevention	760.49	760.49	-
1017520 - Soil Conservation District	350.30	350.30	-
1017530 - Codes Administration	962.76	962.76	-
1017720 - Dirty Lot Ordinance	307.36	307.36	-
1018110 - Sheriff's Dept Merit System	558.22	558.22	-
1018310 - Property Assessor	1,288.20	1,288.20	-
1018320 - Equalization Board	16.95	16.95	-
1018330 - Digitized Mapping	13.56	13.56	-
1018510 - Public Defender	1,717.59	1,717.59	-
1018710 - Register of Deeds Office	375.16	375.16	-
1018720 - Register of Deeds-Data Pro	303.97	303.97	-
1018900 - Court Officers	231.65	231.65	-
1018906 - Records & Communication	550.31	550.31	-
1018912 - Training	633.93	633.93	-
1018915 - Planning & Development	197.75	197.75	-
1018918 - Stop Violence Against Wom	294.93	294.93	-
1018921 - Patrol	7,280.56	7,280.56	-
1018924 - Warrants	940.16	940.16	-
1018927 - Detectives	798.91	798.91	-
1018930 - Forensics	429.40	429.40	-
1018933 - Juvenile Division	209.05	209.05	-
1018936 - Special Teams	172.89	172.89	-
1018937 - Victim's Rights	2.26	2.26	-
1018938 - Chaplain's Fund	6.78	6.78	-
1018940 - Senior Citizens Awareness	16.95	16.95	-

1018942 - Narcotics	909.65	909.65	-
1018943 - Vice	7.91	7.91	-
1018945 - Internal Affairs	202.27	202.27	-
1018948 - Special Services	572.91	572.91	-
1018950 - Inmate Education	1.13	1.13	-
1018951 - DARE Donations	32.77	32.77	-
1018952 - Teen Academy-Sheriff	27.12	27.12	-
1018953 - Sexual Offender Registry	88.14	88.14	-
1018954 - Interest Earned-Inmates	22.60	22.60	-
1018955 - Donations / Sherriff-Target	1.13	1.13	-
1018956 - Honor Guard Golf Tournam	81.36	81.36	-
1018957 - Auxiliary Services	483.64	483.64	-
1018960 - Correctional Facilities	11,293.18	11,293.18	-
1018965 - Explorer Post	1.13	1.13	-
1018966 - Wal-Mart Foundation	1.13	1.13	-
1018967 - Helen R McNabb Interchan	22.60	22.60	-
1018969 - Jail Commissary	2,773.01	2,773.01	-
1018972 - Medical Examiner	15.82	15.82	-
1018980 - Sheriff's Radio Rebanding	1.13	1.13	-
1018985 - Sheriff's K-9 Donations	55.37	55.37	-
1018990 - KCSO Reserve Training Ac	5.65	5.65	-
1018991 - Fallen Officers	1.13	1.13	-
1018993 - Sheriff Animal Control	126.56	126.56	-
1018995 - Sheriff Juvenile Court Office	152.55	152.55	-
131 / 2350120 - PW - Highway Projec	385.33	385.33	-
131 / 2350130 - PW - Stormwater Man	735.63	735.63	-
131 / 2350135 - Stormwater Ordinance	58.76	58.76	-
131 / 2350210 - PW - Highway & Bridg	2,779.79	2,779.79	-
131 / 2350220 - PW - Traffic Control	794.39	794.39	-
131 / 2350410 - PW - Engineering	535.62	535.62	-
131 / 2350425 - Subdivision Foreclosu	11.30	11.30	-
261 / 50000XX - Vehicle Service Cente	6,237.58	6,237.58	-
FD 102 / 105 - General Fund Grants	16,414.32	16,414.32	-
FD 114 / 200 - Governmental Library F	544.66	544.66	-
FD 115 / 205 - Public Library Fund	8,608.31	8,608.31	-
FD 116 / 210 - Solid Waste Fund	2,645.32	2,645.32	-
FD 122 / 230 - Drug Control Fund	587.60	587.60	-
FD 123 / 220 - Hotel/Motel Fundwide	58.76	58.76	-
FD 128 / 215 - Air Quality Fund	1,840.76	1,840.76	-
FD 141 / 240 - General Purpose Scho	48,653.11	48,653.11	-
FD 142 / 250 - School Federal Project	15,893.39	15,893.39	-
FD 146 / 245 - School Project Fund	6,576.58	6,576.58	-
FD 151 / 300 - Debt Service Fund	241.82	241.82	-
FD 171 / 400 - Public Improvement Fu	2,040.77	2,040.77	-
FD 177 - School Construction Fund	4,617.16	4,617.16	-
FD 178 - ADA Construction Fund	70.06	70.06	-
FD 263 / 580 - Self Ins. Health Care F	1,047.51	1,047.51	-
FD 268 / 510 - Mailroom Service	122.04	122.04	-
FD 270 / 520 - Employees Benefit Fun	1,099.49	1,099.49	-
FD 274 / 550 - Building Operation Fun	5,707.61	5,707.61	-
FD 276 / 560 - Technical Support Fund	796.65	796.65	-
FD 278 / 570 - Capital Leasing Fund	15.82	15.82	-
FD 351 / 610 - Municipal Sales Tax Fu	59.89	59.89	-
FD 401 / 700 - Three Ridges Golf Cou	2,005.74	2,005.74	-
FD 502 / 902 - County Clerk Payroll Fu	888.18	888.18	-
FD 504 / 903 - Registrar of Deeds Pay	899.48	899.48	-
FD 506 / xxx - Criminal Court Payroll F	1,235.09	1,235.09	-
FD 508 / 999 - PBA Payroll Fund	4,183.25	4,183.25	-
FD 510 / 910 - Clerk & Master Payroll	998.92	998.92	-
FD 512 / 915 - Session Court Payroll F	1,056.55	1,056.55	-
FD 518 / 901 - Trustee Payroll Fund	935.64	935.64	-
FD 950 / 920 - MPC Fund	2,804.65	2,804.65	-
FD 952 / 925 - E-911 Fund	3,821.65	3,821.65	-
FD 954 / 930 - Geographic Information	785.35	785.35	-
FD 956 / 935 - Railroad Authority Fund	47.46	47.46	-
FD 958 / 940 - Animal Welfare Fund	575.17	575.17	-
FD 999 / 990 - Trustee Operating Fund	207.92	207.92	-
General Government	650.00	-	650.00

---



---

241,556.11

240,906.11

650.00

---



**Knox County, Tennessee  
OMB A-87 Cost Allocation Plan**

**Law Department (1003210)**

**Nature and Extent of Services**

The Law Department provides a full range of legal services for the County Commission and all County departments, including elected officials. Services provided include:

- Review of ordinances and resolutions
- Development of Policy and Procedures
- Review of contracts
- Litigation

Costs for the Law Department have been allocated as follows:

**Policy Development and Review** – Costs are allocated based on the total expenses by department (Excl: School FD 240x).

**School Legal Services** – Costs are allocated 100% to Knox County Schools.

**Litigation/Elected Official** – Costs are disallowed and assigned to General Government.

KNOX COUNTY, TN  
1013210 - LAW DEPARTMENT

Functions:	Total	GeneralAdmin	Policy Dev and Contract Review	School Legal Services
<b>Expenditures:</b>				
Salaries & Wages	1,237,249.58	202,735.13	387,267.31	302,244.84
Related Benefits	302,399.11	49,550.98	94,652.92	73,872.38
Services	90,109.72	14,765.33	28,204.94	22,012.70
Supplies / Materials	23,945.36	3,923.67	7,495.06	5,849.56
Other	650.00	-	-	-
<b>Total Expenditures</b>	<b>1,654,353.77</b>	<b>270,975.11</b>	<b>517,620.23</b>	<b>403,979.48</b>
General & Administrative Allocation	-	(270,975.11)	101,438.70	79,168.38
<b>Incoming Costs</b>				
<b>1st Allocation</b>				
Equipment Use Charges	4,615.77	4,615.77	-	-
Building Use	5,264.04	5,264.04	-	-
1010920 - Internal Audit	1,030.53	1,030.53	-	-
<b>Total 1st Allocation</b>	<b>10,910.34</b>	<b>10,910.34</b>	<b>-</b>	<b>-</b>
General & Administrative Allocation	-	(10,910.34)	4,084.25	3,187.58
<b>Total 1st Tier Allocation</b>	<b>1,665,264.11</b>	<b>-</b>	<b>623,143.18</b>	<b>486,335.43</b>
<b>2nd Allocation</b>				
1010920 - Internal Audit	68.95	68.95	-	-
1013320 - ADA Compliance Office	440.88	440.88	-	-
1013610 - Human Resources	4,058.07	4,058.07	-	-
1013910 - Mail Room - Operating	120.19	120.19	-	-
1015710 - Finance	8,448.97	8,448.97	-	-
1016010 - Purchasing	1,702.68	1,702.68	-	-
1016020 - Property Management	1,240.32	1,240.32	-	-
1016050 - e-Government Purchasing	547.90	547.90	-	-
1016930 - Auditing Contract	3,378.59	3,378.59	-	-
1017910 - Information Technology	50,220.44	50,220.44	-	-
1017920 - Records Management	17,753.93	17,753.93	-	-
1019710 - County Trustee	3,278.74	3,278.74	-	-
266 / 54000xx - Risk Management Fun	37.61	37.61	-	-
<b>Total 2nd Allocation</b>	<b>91,297.29</b>	<b>91,297.29</b>	<b>-</b>	<b>-</b>
General & Administrative Allocation	-	(91,297.29)	34,176.86	26,673.51
<b>Total 2nd Tier Allocation</b>	<b>91,297.29</b>	<b>-</b>	<b>34,176.86</b>	<b>26,673.51</b>
<b>Total Incoming Costs</b>	<b>102,207.63</b>	<b>-</b>	<b>38,261.11</b>	<b>29,861.09</b>
<b>Total Allocated Cost</b>	<b>1,756,561.40</b>	<b>-</b>	<b>657,320.04</b>	<b>513,008.95</b>

KNOX COUNTY, TN  
1013210 - LAW DEPARTMENT

Functions: LD General  
Government

Expenditures:	
Salaries & Wages	345,002.30
Related Benefits	84,322.83
Services	25,126.75
Supplies / Materials	6,677.07
Other	650.00
	<hr/>
Total Expenditures	461,778.95
General & Administrative Allocation	90,368.03
Incoming Costs	
1st Allocation	
Equipment Use Charges	-
Building Use	-
1010920 - Internal Audit	-
	<hr/>
Total 1st Allocation	-
General & Administrative Allocation	3,638.51
	<hr/>
Total 1st Tier Allocation	555,785.49
2nd Allocation	
1010920 - Internal Audit	-
1013320 - ADA Compliance Office	-
1013610 - Human Resources	-
1013910 - Mail Room - Operating	-
1015710 - Finance	-
1016010 - Purchasing	-
1016020 - Property Management	-
1016050 - e-Government Purchasing	-
1016930 - Auditing Contract	-
1017910 - Information Technology	-
1017920 - Records Management	-
1019710 - County Trustee	-
266 / 54000xx - Risk Management Fun	-
	<hr/>
Total 2nd Allocation	-
General & Administrative Allocation	30,446.92
	<hr/>
Total 2nd Tier Allocation	30,446.92
Total Incoming Costs	34,085.43
Total Allocated Cost	586,232.41
	<hr/>

KNOX COUNTY, TN  
1013210 - LAW DEPARTMENT

Department: 1013210 - Law Department  
Function: Policy Dev and Contract Review

Total 1st Tier Allocation \$ 623,143.18  
Total 2nd Tier Allocation 34,176.86

Total Allocation Cost \$ 657,320.04

	Allocation Units	Allocated Percentage	Gross Allocation	Direct Billed	1st Tier Allocation	2nd Tier Allocation	Total Allocated
<b>Grantee Department</b>							
1010920 - Internal Audit	225,286.67	0.04 %	234.10	-	234.10	-	234.10
1013320 - ADA Compliance Office	84,131.26	0.01 %	87.42	-	87.42	4.80	92.22
1013610 - Human Resources	647,826.11	0.11 %	673.16	-	673.16	36.93	710.09
1013910 - Mail Room - Operating	93,788.34	0.02 %	97.46	-	97.46	5.35	102.80
1015415 - Health Administration	976,980.01	0.16 %	1,015.18	-	1,015.18	55.70	1,070.88
1015710 - Finance	1,794,942.66	0.30 %	1,865.13	-	1,865.13	102.33	1,967.47
1016010 - Purchasing	842,809.95	0.14 %	875.77	-	875.77	48.05	923.82
1016020 - Property Management	313,745.50	0.05 %	326.01	-	326.01	17.89	343.90
1016050 - e-Government Purchasing	122,087.24	0.02 %	126.86	-	126.86	6.96	133.82
1016930 - Auditing Contract	316,599.00	0.05 %	328.98	-	328.98	18.05	347.03
1017910 - Information Technology	4,802,422.87	0.80 %	4,990.22	-	4,990.22	273.80	5,264.01
1017920 - Records Management	333,239.85	0.06 %	346.27	-	346.27	19.00	365.27
1018903 - Sheriff Administration	12,688,921.24	2.12 %	13,185.11	-	13,185.11	723.42	13,908.53
1019710 - County Trustee	584,738.79	0.10 %	607.60	-	607.60	33.34	640.94
131 / 2350110 - PW - Administration	458,699.21	0.08 %	476.64	-	476.64	26.15	502.79
266 / 54000xx - Risk Management Fund	3,773,953.14	0.63 %	3,921.53	-	3,921.53	215.16	4,136.69
1015400 - Support Services	2,154,538.45	0.36 %	2,238.79	-	2,238.79	122.83	2,361.62
1010010 - Attorney General's Office	2,596,590.59	0.43 %	2,698.13	-	2,698.13	148.04	2,846.16
1010020 - Bad Check Unit	99,538.89	0.02 %	103.43	-	103.43	5.67	109.11
1010310 - Circuit Court Clerk's Office	64,285.02	0.01 %	66.80	-	66.80	3.67	70.46
1010320 - Civil Sessions Clerk's Office	45,869.02	0.01 %	47.66	-	47.66	2.62	50.28
1010330 - IV-D Child Support Clerk's Office	799,102.93	0.13 %	830.35	-	830.35	45.56	875.91
1010610 - Probate Court	34,803.20	0.01 %	36.16	-	36.16	1.98	38.15
1010620 - Chancery Court	67,758.30	0.01 %	70.41	-	70.41	3.86	74.27
1010910 - County Commission Office	539,673.88	0.09 %	560.78	-	560.78	30.77	591.55
1010915 - Commission Discretionary	35,410.00	0.01 %	36.79	-	36.79	2.02	38.81
1010925 - Audit Committee	5,400.74	0.00 %	5.61	-	5.61	.31	5.92
1010930 - Codes Commission	9,306.68	0.00 %	9.67	-	9.67	.53	10.20
1011210 - County Clerk's Office	522,143.87	0.09 %	542.56	-	542.56	29.77	572.33
1011510 - 4th Circuit Court Clerk's Office	73,505.53	0.01 %	76.38	-	76.38	4.19	80.57
1011520 - Criminal Court Clerk's Office	91,543.29	0.02 %	95.12	-	95.12	5.22	100.34
1011530 - Criminal Sessions Clerk's Office	108,025.89	0.02 %	112.25	-	112.25	6.16	118.41
1011810 - Election Commission Office	1,732,783.67	0.29 %	1,800.54	-	1,800.54	98.79	1,899.33
1012110 - Circuit Court Judge's Office	9,002.72	0.00 %	9.35	-	9.35	.51	9.87
1012120 - 4th Circuit Court Judge's Office	10,675.23	0.00 %	11.09	-	11.09	.61	11.70
1012130 - Criminal Court Judge's Office	150,368.65	0.03 %	156.25	-	156.25	8.57	164.82
1012140 - General Sessions Court Judges	1,657,297.20	0.28 %	1,722.10	-	1,722.10	94.49	1,816.59
1012150 - Jury Commission	219,731.27	0.04 %	228.32	-	228.32	12.53	240.85

1012410 - Juvenile Court Judges	2,882,984.57	0.48 %	2,995.72	-	2,995.72	164.36	3,160.09
1012420 - IV-D Referee Program	360,254.43	0.06 %	374.34	-	374.34	20.54	394.88
1012710 - Juvenile Court Clerk's Office	574,921.07	0.10 %	597.40	-	597.40	32.78	630.18
1013010 - Juvenile Service Center	3,151,304.25	0.53 %	3,274.53	-	3,274.53	179.66	3,454.19
1013011 - Juvenile Service Center Donations	383.69	0.00 %	.40	-	.40	.02	.42
1013310 - County Mayor	719,292.94	0.12 %	747.42	-	747.42	41.01	788.43
1013362 - Family Justice Center	62,414.63	0.01 %	64.86	-	64.86	3.56	68.41
1013370 - UT/Knox County Extension	320,628.59	0.05 %	333.17	-	333.17	18.28	351.45
1013380 - Mayor's Education Summit	2,601,874.00	0.43 %	2,703.62	-	2,703.62	148.34	2,851.96
1014210 - Probation Office	597,979.27	0.10 %	621.36	-	621.36	34.09	655.45
1014810 - Park Maintenance	2,612,781.74	0.44 %	2,714.95	-	2,714.95	148.96	2,863.91
1014825 - U.S. Soccer Complex	2,377.50	0.00 %	2.47	-	2.47	.14	2.61
1014830 - Recreation Administration	763,274.61	0.13 %	793.12	-	793.12	43.52	836.64
1014832 - New Harvest Farmer's Market	3,453.25	0.00 %	3.59	-	3.59	.20	3.79
1014840 - Park Improvement-Amusement	178,473.56	0.03 %	185.45	-	185.45	10.18	195.63
1014845 - Parks & Recreation	277,963.91	0.05 %	288.83	-	288.83	15.85	304.68
1015120 - Indigents Asst. (CAC/Pauper)	221,063.00	0.04 %	229.71	-	229.71	12.60	242.31
1015130 - Economic and Dev. Grants	1,983,862.88	0.33 %	2,061.44	-	2,061.44	113.10	2,174.54
1015135 - John Tarleton Home	754,026.00	0.13 %	783.51	-	783.51	42.99	826.50
1015140 - Community Outreach	113,465.96	0.02 %	117.90	-	117.90	6.47	124.37
1015141 - Constituent Services	111,837.02	0.02 %	116.21	-	116.21	6.38	122.59
1015142 - Senior Center & Volunteer Service	67,261.52	0.01 %	69.89	-	69.89	3.83	73.73
1015143 - Senior Picnic	10,711.22	0.00 %	11.13	-	11.13	.61	11.74
1015145 - Frank Strang Senior Center	83,886.59	0.01 %	87.17	-	87.17	4.78	91.95
1015146 - South Knox Senior Center	79,867.92	0.01 %	82.99	-	82.99	4.55	87.54
1015147 - Halls Senior Center	89,377.42	0.01 %	92.87	-	92.87	5.10	97.97
1015148 - Corryton Senior Center	73,962.31	0.01 %	76.85	-	76.85	4.22	81.07
1015149 - Carter Senior Center	86,317.79	0.01 %	89.69	-	89.69	4.92	94.61
1015160 - Veterans' Services	86,138.57	0.01 %	89.51	-	89.51	4.91	94.42
1015165 - Office of Neighborhoods / Commur	182,732.46	0.03 %	189.88	-	189.88	10.42	200.30
1015403 - Preventive Health Services	2,480,551.20	0.41 %	2,577.55	-	2,577.55	141.42	2,718.97
1015406 - Dental Services	970,708.84	0.16 %	1,008.67	-	1,008.67	55.34	1,064.01
1015409 - Emergency Medical Services	810,144.80	0.14 %	841.82	-	841.82	46.19	888.01
1015412 - Food & Restaurant Inspection	816,134.46	0.14 %	848.05	-	848.05	46.53	894.58
1015424 - Medial & Dental-Indigent Care	4,749,506.00	0.79 %	4,935.23	-	4,935.23	270.78	5,206.01
1015433 - Pharmacy	163,855.66	0.03 %	170.26	-	170.26	9.34	179.60
1015436 - Primary Care Services	274,764.31	0.05 %	285.51	-	285.51	15.66	301.17
1015439 - Animal Control	11,140.98	0.00 %	11.58	-	11.58	.64	12.21
1015442 - School Health Program	422,903.11	0.07 %	439.44	-	439.44	24.11	463.55
1015445 - Social Services	375,857.77	0.06 %	390.56	-	390.56	21.43	411.98
1015448 - Ground Water Services	421,293.08	0.07 %	437.77	-	437.77	24.02	461.79
1015451 - Vector Control Services	6,551.94	0.00 %	6.81	-	6.81	.37	7.18
1015454 - Disease Surveillance & Investigatic	310,976.60	0.05 %	323.14	-	323.14	17.73	340.87
1015457 - Vital Records	233,271.28	0.04 %	242.39	-	242.39	13.30	255.69
1015460 - Women's Health Services	344,884.66	0.06 %	358.37	-	358.37	19.66	378.03
1015463 - Community Health Services	1,186,307.59	0.20 %	1,232.70	-	1,232.70	67.63	1,300.33
1015465 - Child Car Seat Program	23,445.08	0.00 %	24.36	-	24.36	1.34	25.70
1015467 - Community Health Services Grant	76,384.64	0.01 %	79.37	-	79.37	4.35	83.73
1016025 - Inop Car Lot/Sale Junk Cars	3,269.20	0.00 %	3.40	-	3.40	.19	3.58
1016030 - Building Maintenance	557,869.58	0.09 %	579.68	-	579.68	31.81	611.49
1016310 - Property and Liability Insurance	30,536.64	0.01 %	31.73	-	31.73	1.74	33.47
1016605 - Planning	546,000.00	0.09 %	567.35	-	567.35	31.13	598.48
1016610 - GIS	314,656.65	0.05 %	326.96	-	326.96	17.94	344.90
1016615 - Payments to Cities	143,211.43	0.02 %	148.81	-	148.81	8.16	156.98
1016620 - Emergency Management	55,529.00	0.01 %	57.70	-	57.70	3.17	60.87
1016635 - CAC Housing	1,559,919.00	0.26 %	1,620.92	-	1,620.92	88.93	1,709.85

1016645 - Other Operating Transfers	13,391,551.71	2.23 %	13,915.21	-	13,915.21	763.48	14,678.69
1016920 - Equipment	947,416.63	0.16 %	984.46	-	984.46	54.01	1,038.48
1016940 - Cases Charged to County	512,836.83	0.09 %	532.89	-	532.89	29.24	562.13
1016950 - Miscellaneous	632,574.18	0.11 %	657.31	-	657.31	36.06	693.37
1016955 - PBA Management & Operations	6,400,000.00	1.07 %	6,650.26	-	6,650.26	364.88	7,015.14
1016980 - Emp Ben General Fund	1,091,000.00	0.18 %	1,133.66	-	1,133.66	62.20	1,195.86
1017210 - Community Mediation Center	148,038.65	0.02 %	153.83	-	153.83	8.44	162.27
1017510 - Fire Prevention	642,476.90	0.11 %	667.60	-	667.60	36.63	704.23
1017520 - Soil Conservation District	111,149.19	0.02 %	115.50	-	115.50	6.34	121.83
1017530 - Codes Administration	1,455,424.58	0.24 %	1,512.34	-	1,512.34	82.98	1,595.31
1017720 - Dirty Lot Ordinance	300,509.77	0.05 %	312.26	-	312.26	17.13	329.39
1018110 - Sheriff's Dept Merit System	256,236.59	0.04 %	266.26	-	266.26	14.61	280.86
1018310 - Property Assessor	3,186,994.93	0.53 %	3,311.62	-	3,311.62	181.70	3,493.32
1018320 - Equalization Board	27,232.05	0.00 %	28.30	-	28.30	1.55	29.85
1018510 - Public Defender	1,586,315.86	0.26 %	1,648.35	-	1,648.35	90.44	1,738.79
1018710 - Register of Deeds Office	78,398.19	0.01 %	81.46	-	81.46	4.47	85.93
1018720 - Register of Deeds-Data Proc	138,699.83	0.02 %	144.12	-	144.12	7.91	152.03
1018900 - Court Officers	24,108.59	0.00 %	25.05	-	25.05	1.37	26.43
1018906 - Records & Communication	399,247.51	0.07 %	414.86	-	414.86	22.76	437.62
1018912 - Training	164,161.31	0.03 %	170.58	-	170.58	9.36	179.94
1018915 - Planning & Development	8,821.49	0.00 %	9.17	-	9.17	.50	9.67
1018918 - Stop Violence Against Women	34,625.13	0.01 %	35.98	-	35.98	1.97	37.95
1018921 - Patrol	46,123,596.42	7.69 %	47,927.20	-	47,927.20	2,629.60	50,556.80
1018924 - Warrants	329,756.68	0.05 %	342.65	-	342.65	18.80	361.45
1018927 - Detectives	274,642.17	0.05 %	285.38	-	285.38	15.66	301.04
1018930 - Forensics	61,442.96	0.01 %	63.85	-	63.85	3.50	67.35
1018933 - Juvenile Division	31,475.63	0.01 %	32.71	-	32.71	1.79	34.50
1018936 - Special Teams	27,225.19	0.00 %	28.29	-	28.29	1.55	29.84
1018938 - Chaplain's Fund	495.77	0.00 %	.52	-	.52	.03	.54
1018940 - Senior Citizens Awareness	1,431.48	0.00 %	1.49	-	1.49	.08	1.57
1018942 - Narcotics	385,005.33	0.06 %	400.06	-	400.06	21.95	422.01
1018943 - Vice	4,566.39	0.00 %	4.74	-	4.74	.26	5.01
1018945 - Internal Affairs	14,277.66	0.00 %	14.84	-	14.84	.81	15.65
1018948 - Special Services	113,750.80	0.02 %	118.20	-	118.20	6.49	124.68
1018951 - DARE Donations	2,256.62	0.00 %	2.34	-	2.34	.13	2.47
1018952 - Teen Academy-Sheriff	3,807.41	0.00 %	3.96	-	3.96	.22	4.17
1018953 - Sexual Offender Registry	17,840.26	0.00 %	18.54	-	18.54	1.02	19.55
1018954 - Interest Earned-Inmates	2,128.00	0.00 %	2.21	-	2.21	.12	2.33
1018956 - Honor Guard Golf Tournament	25,212.64	0.00 %	26.20	-	26.20	1.44	27.64
1018957 - Auxiliary Services	388,247.67	0.06 %	403.43	-	403.43	22.13	425.56
1018960 - Correctional Facilities	6,731,225.30	1.12 %	6,994.44	-	6,994.44	383.76	7,378.20
1018967 - Helen R McNabb Interchange	110,637.35	0.02 %	114.96	-	114.96	6.31	121.27
1018969 - Jail Commissary	722,880.96	0.12 %	751.15	-	751.15	41.21	792.36
1018972 - Medical Examiner	1,026,850.86	0.17 %	1,067.00	-	1,067.00	58.54	1,125.55
1018985 - Sheriff's K-9 Donations	2,586.74	0.00 %	2.69	-	2.69	.15	2.84
1018990 - KCSO Reserve Training Academy	1,247.50	0.00 %	1.30	-	1.30	.07	1.37
1018993 - Sheriff Animal Control	66,586.43	0.01 %	69.19	-	69.19	3.80	72.99
1018995 - Sheriff Juvenile Court Officers	39,282.62	0.01 %	40.82	-	40.82	2.24	43.06
131 / 2350120 - PW - Highway Project Manag	248,944.89	0.04 %	258.68	-	258.68	14.19	272.87
131 / 2350130 - PW - Stormwater Manageme	1,117,406.97	0.19 %	1,161.10	-	1,161.10	63.71	1,224.81
131 / 2350135 - Stormwater Ordinance Violat	13,647.72	0.00 %	14.18	-	14.18	.78	14.96
131 / 2350210 - PW - Highway & Bridge Main	7,805,535.80	1.30 %	8,110.76	-	8,110.76	445.01	8,555.77
131 / 2350220 - PW - Traffic Control	679,315.27	0.11 %	705.88	-	705.88	38.73	744.61
131 / 2350410 - PW - Engineering	362,460.10	0.06 %	376.63	-	376.63	20.66	397.30
131 / 2350425 - Subdivision Foreclosures	478,690.84	0.08 %	497.41	-	497.41	27.29	524.70
261 / 50000XX - Vehicle Service Center Fund	3,518,596.14	0.59 %	3,656.19	-	3,656.19	200.60	3,856.79

FD 101 / 100 - General Fund	2,541,946.87	0.42 %	2,641.35	-	2,641.35	144.92	2,786.27
FD 102 / 105 - General Fund Grants	11,663,913.15	1.94 %	12,120.02	-	12,120.02	664.98	12,785.00
FD 114 / 200 - Governmental Library Fund	144,097.71	0.02 %	149.73	-	149.73	8.22	157.95
FD 115 / 205 - Public Library Fund	12,289,629.40	2.05 %	12,770.20	-	12,770.20	700.66	13,470.86
FD 116 / 210 - Solid Waste Fund	3,688,872.18	0.62 %	3,833.12	-	3,833.12	210.31	4,043.43
FD 122 / 230 - Drug Control Fund	690,184.56	0.12 %	717.17	-	717.17	39.35	756.52
FD 123 / 220 - Hotel/Motel Fundwide	5,466,191.04	0.91 %	5,679.94	-	5,679.94	311.64	5,991.58
FD 128 / 215 - Air Quality Fund	1,055,179.41	0.18 %	1,096.44	-	1,096.44	60.16	1,156.60
FD 131 / 235 - Highway Fundwide	705,249.81	0.12 %	732.83	-	732.83	40.21	773.04
FD 142 / 250 - School Federal Projects Fund	43,829,514.60	7.31 %	45,543.42	-	45,543.42	2,498.81	48,042.22
FD 146 / 245 - School Project Fund	19,616,326.65	3.27 %	20,383.40	-	20,383.40	1,118.37	21,501.77
FD 151 / 300 - Debt Service Fund	65,253,605.92	10.88 %	67,805.27	-	67,805.27	3,720.24	71,525.51
FD 171 / 400 - Public Improvement Fund	29,415,442.12	4.91 %	30,565.70	-	30,565.70	1,677.03	32,242.73
FD 177 - School Construction Fund	59,962,042.45	10.00 %	62,306.79	-	62,306.79	3,418.56	65,725.34
FD 178 - ADA Construction Fund	354,891.19	0.06 %	368.77	-	368.77	20.23	389.00
FD 263 / 580 - Self Ins. Health Care Fund	24,566,519.12	4.10 %	25,527.16	-	25,527.16	1,400.59	26,927.75
FD 266 / 540 - Self Insurance Fund	909,840.16	0.15 %	945.42	-	945.42	51.87	997.29
FD 268 / 510 - Mailroom Service	231,020.21	0.04 %	240.05	-	240.05	13.17	253.22
FD 270 / 520 - Employees Benefit Fund	28,332,962.81	4.72 %	29,440.89	-	29,440.89	1,615.32	31,056.21
FD 274 / 550 - Building Operation Fund	8,916,955.74	1.49 %	9,265.64	-	9,265.64	508.37	9,774.02
FD 276 / 560 - Technical Support Fund	251,115.25	0.04 %	260.93	-	260.93	14.32	275.25
FD 278 / 570 - Capital Leasing Fund	15,165.19	0.00 %	15.76	-	15.76	.86	16.62
FD 351 / 610 - Municipal Sales Tax Fund	40,946,828.35	6.83 %	42,548.01	-	42,548.01	2,334.46	44,882.47
FD 401 / 700 - Three Ridges Golf Course	1,124,564.90	0.19 %	1,168.54	-	1,168.54	64.11	1,232.65
FD 801 / 993 - Capital Assets General	22,686,926.29	3.78 %	23,574.07	-	23,574.07	1,293.43	24,867.50
FD 803 / 994 - Capital Assets School	14,913,294.46	2.49 %	15,496.46	-	15,496.46	850.24	16,346.70
FD 950 / 920 - MPC Fund	4,479,151.70	0.75 %	4,654.30	-	4,654.30	255.37	4,909.67
FD 952 / 925 - E-911 Fund	6,405,715.18	1.07 %	6,656.20	-	6,656.20	365.20	7,021.41
FD 954 / 930 - Geographic Information System	2,506,181.28	0.42 %	2,604.18	-	2,604.18	142.88	2,747.06
FD 956 / 935 - Railroad Authority Fund	62,716.24	0.01 %	65.17	-	65.17	3.58	68.74
FD 958 / 940 - Animal Welfare Fund	(163,136.76)	-0.03 %	(169.52)	-	(169.52)	(9.30)	(178.82)
FD 999 / 990 - Trustee Operating Fund	9,527,053.44	1.59 %	9,899.60	-	9,899.60	543.16	10,442.75
	<u>\$ 599,692,908.14</u>	<u>100.00 %</u>	<u>623,143.18</u>	<u>-</u>	<u>623,143.18</u>	<u>34,176.86</u>	<u>657,320.04</u>

Allocation Basis: Total Expenses by Dept (Excl. School FD 240x)

Allocation Source: FY 2013 Financial Report from GREAT

KNOX COUNTY, TN  
1013210 - LAW DEPARTMENT

Department: 1013210 - Law Department  
Function: School Legal Services

Total 1st Tier Allocation \$ 486,335.43  
Total 2nd Tier Allocation 26,673.51

Total Allocation Cost \$ 513,008.95

	Allocation Units	Allocated Percentage	Gross Allocation	Direct Billed	1st Tier Allocation	2nd Tier Allocation	Total Allocated
<u>Grantee Department</u>							
FD 141 / 240 - General Purpose School Fund	100	100.00 %	486,335.43	-	486,335.43	26,673.51	513,008.95
	100	100.00 %	486,335.43	-	486,335.43	26,673.51	513,008.95

Allocation Basis: 100% Allocation to Knox County Schools

Allocation Source: Direct Allocation



KNOX COUNTY, TN  
1013210 - LAW DEPARTMENT

Department: 1013210 - Law Department  
Function: LD General Government

Total 1st Tier Allocation \$ 555,785.49  
Total 2nd Tier Allocation 30,446.92

Total Allocation Cost \$ 586,232.41

	Allocation Units	Allocated Percentage	Gross Allocation	Direct Billed	1st Tier Allocation	2nd Tier Allocation	Total Allocated
Grantee Department							
General Government	100	100.00 %	555,785.49	-	555,785.49	30,446.92	586,232.41
	100	100.00 %	555,785.49	-	555,785.49	30,446.92	586,232.41

Allocation Basis: Direct Allocation

Allocation Source: Direct Allocation

KNOX COUNTY, TN  
1013210 - LAW DEPARTMENT

Grantee Department	Total	Policy Dev and Contract Review	School Legal Services	LD General Government
1010920 - Internal Audit	234.10	234.10	-	-
1013320 - ADA Compliance Office	92.22	92.22	-	-
1013610 - Human Resources	710.09	710.09	-	-
1013910 - Mail Room - Operating	102.80	102.80	-	-
1015415 - Health Administration	1,070.88	1,070.88	-	-
1015710 - Finance	1,967.47	1,967.47	-	-
1016010 - Purchasing	923.82	923.82	-	-
1016020 - Property Management	343.90	343.90	-	-
1016050 - e-Government Purchasing	133.82	133.82	-	-
1016930 - Auditing Contract	347.03	347.03	-	-
1017910 - Information Technology	5,264.01	5,264.01	-	-
1017920 - Records Management	365.27	365.27	-	-
1018903 - Sheriff Administration	13,908.53	13,908.53	-	-
1019710 - County Trustee	640.94	640.94	-	-
131 / 2350110 - PW - Administration	502.79	502.79	-	-
266 / 54000xx - Risk Management Fun	4,136.69	4,136.69	-	-
1015400 - Support Services	2,361.62	2,361.62	-	-
1010010 - Attorney General's Office	2,846.16	2,846.16	-	-
1010020 - Bad Check Unit	109.11	109.11	-	-
1010310 - Circuit Court Clerk's Office	70.46	70.46	-	-
1010320 - Civil Sessions Clerk's Office	50.28	50.28	-	-
1010330 - IV-D Child Support Clerk's O	875.91	875.91	-	-
1010610 - Probate Court	38.15	38.15	-	-
1010620 - Chancery Court	74.27	74.27	-	-
1010910 - County Commission Office	591.55	591.55	-	-
1010915 - Commission Discretionary	38.81	38.81	-	-
1010925 - Audit Committee	5.92	5.92	-	-
1010930 - Codes Commission	10.20	10.20	-	-
1011210 - County Clerk's Office	572.33	572.33	-	-
1011510 - 4th Circuit Court Clerk's Of	80.57	80.57	-	-
1011520 - Criminal Court Clerk's Offic	100.34	100.34	-	-
1011530 - Criminal Sessions Clerk's O	118.41	118.41	-	-
1011810 - Election Commission Office	1,899.33	1,899.33	-	-
1012110 - Circuit Court Judge's Office	9.87	9.87	-	-
1012120 - 4th Circuit Court Judge's O	11.70	11.70	-	-
1012130 - Criminal Court Judge's Offic	164.82	164.82	-	-
1012140 - General Sessions Court Ju	1,816.59	1,816.59	-	-
1012150 - Jury Commission	240.85	240.85	-	-
1012410 - Juvenile Court Judges	3,160.09	3,160.09	-	-
1012420 - IV-D Referee Program	394.88	394.88	-	-
1012710 - Juvenile Court Clerk's Offic	630.18	630.18	-	-
1013010 - Juvenile Service Center	3,454.19	3,454.19	-	-
1013011 - Juvenile Service Center Do	0.42	0.42	-	-
1013310 - County Mayor	788.43	788.43	-	-
1013362 - Family Justice Center	68.41	68.41	-	-
1013370 - UT/Knox County Extension	351.45	351.45	-	-
1013380 - Mayor's Education Summit	2,851.96	2,851.96	-	-
1014210 - Probation Office	655.45	655.45	-	-
1014810 - Park Maintenance	2,863.91	2,863.91	-	-
1014825 - U.S. Soccer Complex	2.61	2.61	-	-
1014830 - Recreation Administration	836.64	836.64	-	-
1014832 - New Harvest Farmer's Mark	3.79	3.79	-	-
1014840 - Park Improvement-Amusem	195.63	195.63	-	-
1014845 - Parks & Recreation	304.68	304.68	-	-
1015120 - Indigents Asst. (CAC/Paupe	242.31	242.31	-	-
1015130 - Economic and Dev. Grants	2,174.54	2,174.54	-	-
1015135 - John Tarleton Home	826.50	826.50	-	-
1015140 - Community Outreach	124.37	124.37	-	-
1015141 - Constituent Services	122.59	122.59	-	-
1015142 - Senior Center & Volunteer S	73.73	73.73	-	-

1015143 - Senior Picnic	11.74	11.74	-	-
1015145 - Frank Strang Senior Center	91.95	91.95	-	-
1015146 - South Knox Senior Center	87.54	87.54	-	-
1015147 - Halls Senior Center	97.97	97.97	-	-
1015148 - Corryton Senior Center	81.07	81.07	-	-
1015149 - Carter Senior Center	94.61	94.61	-	-
1015160 - Veterans' Services	94.42	94.42	-	-
1015165 - Office of Neighborhoods / C	200.30	200.30	-	-
1015403 - Preventive Health Services	2,718.97	2,718.97	-	-
1015406 - Dental Services	1,064.01	1,064.01	-	-
1015409 - Emergency Medical Service	888.01	888.01	-	-
1015412 - Food & Restaurant Inspecti	894.58	894.58	-	-
1015424 - Medial & Dental-Indigent Ca	5,206.01	5,206.01	-	-
1015433 - Pharmacy	179.60	179.60	-	-
1015436 - Primary Care Services	301.17	301.17	-	-
1015439 - Animal Control	12.21	12.21	-	-
1015442 - School Health Program	463.55	463.55	-	-
1015445 - Social Services	411.98	411.98	-	-
1015448 - Ground Water Services	461.79	461.79	-	-
1015451 - Vector Control Services	7.18	7.18	-	-
1015454 - Disease Surveillance & Inve	340.87	340.87	-	-
1015457 - Vital Records	255.69	255.69	-	-
1015460 - Women's Health Services	378.03	378.03	-	-
1015463 - Community Health Services	1,300.33	1,300.33	-	-
1015465 - Child Car Seat Program	25.70	25.70	-	-
1015467 - Community Health Services	83.73	83.73	-	-
1016025 - Inop Car Lot/Sale Junk Car	3.58	3.58	-	-
1016030 - Building Maintenance	611.49	611.49	-	-
1016310 - Property and Liability Insura	33.47	33.47	-	-
1016605 - Planning	598.48	598.48	-	-
1016610 - GIS	344.90	344.90	-	-
1016615 - Payments to Cities	156.98	156.98	-	-
1016620 - Emergency Management	60.87	60.87	-	-
1016635 - CAC Housing	1,709.85	1,709.85	-	-
1016645 - Other Operating Transfers	14,678.69	14,678.69	-	-
1016920 - Equipment	1,038.48	1,038.48	-	-
1016940 - Cases Charged to County	562.13	562.13	-	-
1016950 - Miscellaneous	693.37	693.37	-	-
1016955 - PBA Management & Opera	7,015.14	7,015.14	-	-
1016980 - Emp Ben General Fund	1,195.86	1,195.86	-	-
1017210 - Community Mediation Cent	162.27	162.27	-	-
1017510 - Fire Prevention	704.23	704.23	-	-
1017520 - Soil Conservation District	121.83	121.83	-	-
1017530 - Codes Administration	1,595.31	1,595.31	-	-
1017720 - Dirty Lot Ordinance	329.39	329.39	-	-
1018110 - Sheriff's Dept Merit System	280.86	280.86	-	-
1018310 - Property Assessor	3,493.32	3,493.32	-	-
1018320 - Equalization Board	29.85	29.85	-	-
1018510 - Public Defender	1,738.79	1,738.79	-	-
1018710 - Register of Deeds Office	85.93	85.93	-	-
1018720 - Register of Deeds-Data Pro	152.03	152.03	-	-
1018900 - Court Officers	26.43	26.43	-	-
1018906 - Records & Communication	437.62	437.62	-	-
1018912 - Training	179.94	179.94	-	-
1018915 - Planning & Development	9.67	9.67	-	-
1018918 - Stop Violence Against Wom	37.95	37.95	-	-
1018921 - Patrol	50,556.80	50,556.80	-	-
1018924 - Warrants	361.45	361.45	-	-
1018927 - Detectives	301.04	301.04	-	-
1018930 - Forensics	67.35	67.35	-	-
1018933 - Juvenile Division	34.50	34.50	-	-
1018936 - Special Teams	29.84	29.84	-	-
1018938 - Chaplain's Fund	0.54	0.54	-	-
1018940 - Senior Citizens Awareness	1.57	1.57	-	-
1018942 - Narcotics	422.01	422.01	-	-
1018943 - Vice	5.01	5.01	-	-
1018945 - Internal Affairs	15.65	15.65	-	-
1018948 - Special Services	124.68	124.68	-	-
1018951 - DARE Donations	2.47	2.47	-	-
1018952 - Teen Academy-Sheriff	4.17	4.17	-	-
1018953 - Sexual Offender Registry	19.55	19.55	-	-
1018954 - Interest Earned-Inmates	2.33	2.33	-	-
1018956 - Honor Guard Golf Tournam	27.64	27.64	-	-

1018957 - Auxiliary Services	425.56	425.56	-	-
1018960 - Correctional Facilities	7,378.20	7,378.20	-	-
1018967 - Helen R McNabb Interchan	121.27	121.27	-	-
1018969 - Jail Commissary	792.36	792.36	-	-
1018972 - Medical Examiner	1,125.55	1,125.55	-	-
1018985 - Sheriff's K-9 Donations	2.84	2.84	-	-
1018990 - KCSO Reserve Training Ac	1.37	1.37	-	-
1018993 - Sheriff Animal Control	72.99	72.99	-	-
1018995 - Sheriff Juvenile Court Office	43.06	43.06	-	-
131 / 2350120 - PW - Highway Projec	272.87	272.87	-	-
131 / 2350130 - PW - Stormwater Man	1,224.81	1,224.81	-	-
131 / 2350135 - Stormwater Ordinance	14.96	14.96	-	-
131 / 2350210 - PW - Highway & Bridg	8,555.77	8,555.77	-	-
131 / 2350220 - PW - Traffic Control	744.61	744.61	-	-
131 / 2350410 - PW - Engineering	397.30	397.30	-	-
131 / 2350425 - Subdivision Foreclosu	524.70	524.70	-	-
261 / 50000XX - Vehicle Service Cente	3,856.79	3,856.79	-	-
FD 101 / 100 - General Fund	2,786.27	2,786.27	-	-
FD 102 / 105 - General Fund Grants	12,785.00	12,785.00	-	-
FD 114 / 200 - Governmental Library F	157.95	157.95	-	-
FD 115 / 205 - Public Library Fund	13,470.86	13,470.86	-	-
FD 116 / 210 - Solid Waste Fund	4,043.43	4,043.43	-	-
FD 122 / 230 - Drug Control Fund	756.52	756.52	-	-
FD 123 / 220 - Hotel/Motel Fundwide	5,991.58	5,991.58	-	-
FD 128 / 215 - Air Quality Fund	1,156.60	1,156.60	-	-
FD 131 / 235 - Highway Fundwide	773.04	773.04	-	-
FD 141 / 240 - General Purpose Scho	513,008.95	-	513,008.95	-
FD 142 / 250 - School Federal Project	48,042.22	48,042.22	-	-
FD 146 / 245 - School Project Fund	21,501.77	21,501.77	-	-
FD 151 / 300 - Debt Service Fund	71,525.51	71,525.51	-	-
FD 171 / 400 - Public Improvement Fu	32,242.73	32,242.73	-	-
FD 177 - School Construction Fund	65,725.34	65,725.34	-	-
FD 178 - ADA Construction Fund	389.00	389.00	-	-
FD 263 / 580 - Self Ins. Health Care F	26,927.75	26,927.75	-	-
FD 266 / 540 - Self Insurance Fund	997.29	997.29	-	-
FD 268 / 510 - Mailroom Service	253.22	253.22	-	-
FD 270 / 520 - Employees Benefit Fun	31,056.21	31,056.21	-	-
FD 274 / 550 - Building Operation Fun	9,774.02	9,774.02	-	-
FD 276 / 560 - Technical Support Fund	275.25	275.25	-	-
FD 278 / 570 - Capital Leasing Fund	16.62	16.62	-	-
FD 351 / 610 - Municipal Sales Tax Fu	44,882.47	44,882.47	-	-
FD 401 / 700 - Three Ridges Golf Cou	1,232.65	1,232.65	-	-
FD 801 / 993 - Capital Assets General	24,867.50	24,867.50	-	-
FD 803 / 994 - Capital Assets School	16,346.70	16,346.70	-	-
FD 950 / 920 - MPC Fund	4,909.67	4,909.67	-	-
FD 952 / 925 - E-911 Fund	7,021.41	7,021.41	-	-
FD 954 / 930 - Geographic Information	2,747.06	2,747.06	-	-
FD 956 / 935 - Railroad Authority Fund	68.74	68.74	-	-
FD 958 / 940 - Animal Welfare Fund	(178.82)	(178.82)	-	-
FD 999 / 990 - Trustee Operating Fund	10,442.75	10,442.75	-	-
General Government	586,232.41	-	-	586,232.41
	1,756,561.40	657,320.04	513,008.95	586,232.41

**Knox County, Tennessee  
OMB A-87 Cost Allocation Plan**

**ADA, FLMA, & Title VI Office (1003320)**

**Nature and Extent of Services**

The ADA, FMLA, and Title VI Office is a unit within the Human Resources Department and has primary responsibility in providing information, support, and ensuring compliance with Title I and title II of the Americans with Disabilities Act (ADA), the Family and Medical Leave Act and the Title VI Civil Rights Act. Examples of services include:

- Responding to requests for information on the ADA
- Coordinating Family Medical Leave functions
- Responding to requests for interpreters
- Collecting data for Title VI
- Conducting ADA meetings

Costs for the ADA, FMLA and Title VI Office have been allocated as follows:

**ADA/FMLA Department Services** – Costs are allocated based on the number of FTE's per department.

**Interpreter Services** – Costs are allocated based on the amount of interpreter charges per department.

KNOX COUNTY, TN  
1013320 - ADA COMPLIANCE OFFICE

Functions:	Total	GeneralAdmin	ADA / FMLA Dept Services	Interpreter Services
Expenditures:				
Salaries & Wages	53,279.93	-	53,279.93	-
Related Benefits	13,237.52	-	13,237.52	-
Services	14,878.24	-	2,176.15	12,702.09
Supplies / Materials	2,085.57	-	2,085.57	-
Other	650.00	-	-	-
<b>Total Expenditures</b>	<b>84,131.26</b>	<b>-</b>	<b>70,779.17</b>	<b>12,702.09</b>
General & Administrative Allocation	-	-	-	-
Incoming Costs				
1st Allocation				
Equipment Use Charges	187.77	187.77	-	-
1010920 - Internal Audit	355.87	355.87	-	-
1013210 - Law Department	87.42	87.42	-	-
<b>Total 1st Allocation</b>	<b>631.05</b>	<b>631.05</b>	<b>-</b>	<b>-</b>
General & Administrative Allocation	-	(631.05)	631.05	-
<b>Total 1st Tier Allocation</b>	<b>84,762.31</b>	<b>-</b>	<b>71,410.22</b>	<b>12,702.09</b>
2nd Allocation				
1010920 - Internal Audit	23.81	23.81	-	-
1013210 - Law Department	4.80	4.80	-	-
1013610 - Human Resources	245.94	245.94	-	-
1013910 - Mail Room - Operating	13.96	13.96	-	-
1015710 - Finance	2,152.94	2,152.94	-	-
1016020 - Property Management	68.91	68.91	-	-
1016930 - Auditing Contract	1,166.71	1,166.71	-	-
1019710 - County Trustee	1,132.23	1,132.23	-	-
266 / 54000xx - Risk Management Fun	37.61	37.61	-	-
<b>Total 2nd Allocation</b>	<b>4,846.89</b>	<b>4,846.89</b>	<b>-</b>	<b>-</b>
General & Administrative Allocation	-	(4,846.89)	4,846.89	-
<b>Total 2nd Tier Allocation</b>	<b>4,846.89</b>	<b>-</b>	<b>4,846.89</b>	<b>-</b>
<b>Total Incoming Costs</b>	<b>5,477.95</b>	<b>-</b>	<b>5,477.95</b>	<b>-</b>
<b>Total Allocated Cost</b>	<b>89,609.21</b>	<b>-</b>	<b>76,257.12</b>	<b>12,702.09</b>

KNOX COUNTY, TN  
1013320 - ADA COMPLIANCE OFFICE

Functions:	ADA General Government
Expenditures:	
Salaries & Wages	-
Related Benefits	-
Services	-
Supplies / Materials	-
Other	650.00
	<hr/>
Total Expenditures	650.00
General & Administrative Allocation	-
Incoming Costs	
1st Allocation	
Equipment Use Charges	-
1010920 - Internal Audit	-
1013210 - Law Department	-
	<hr/>
Total 1st Allocation	-
General & Administrative Allocation	-
	<hr/>
Total 1st Tier Allocation	650.00
2nd Allocation	
1010920 - Internal Audit	-
1013210 - Law Department	-
1013610 - Human Resources	-
1013910 - Mail Room - Operating	-
1015710 - Finance	-
1016020 - Property Management	-
1016930 - Auditing Contract	-
1019710 - County Trustee	-
266 / 54000xx - Risk Management Fun	-
	<hr/>
Total 2nd Allocation	-
General & Administrative Allocation	-
	<hr/>
Total 2nd Tier Allocation	-
Total Incoming Costs	-
Total Allocated Cost	650.00
	<hr/>

KNOX COUNTY, TN  
1013320 - ADA COMPLIANCE OFFICE

Department: 1013320 - ADA Compliance Office  
Function: ADA / FMLA Dept Services

Total 1st Tier Allocation \$ 71,410.22  
Total 2nd Tier Allocation 4,846.89

Total Allocation Cost \$ 76,257.12

	Allocation Units	Allocated Percentage	Gross Allocation	Direct Billed	1st Tier Allocation	2nd Tier Allocation	Total Allocated
<u>Grantee Department</u>							
1010920 - Internal Audit	3	0.11 %	80.16	-	80.16	-	80.16
1013210 - Law Department	17	0.62 %	440.88	-	440.88	-	440.88
1013610 - Human Resources	8	0.31 %	223.11	-	223.11	15.25	238.37
1013910 - Mail Room - Operating	2	0.07 %	53.44	-	53.44	3.65	57.09
1015415 - Health Administration	12	0.45 %	320.64	-	320.64	21.92	342.57
1015710 - Finance	26	0.97 %	694.73	-	694.73	47.50	742.23
1016010 - Purchasing	12	0.45 %	317.97	-	317.97	21.74	339.71
1016020 - Property Management	5	0.19 %	133.60	-	133.60	9.13	142.74
1016050 - e-Government Purchasing	2	0.07 %	53.44	-	53.44	3.65	57.09
1017910 - Information Technology	40	1.50 %	1,068.81	-	1,068.81	73.08	1,141.89
1017920 - Records Management	6	0.22 %	160.32	-	160.32	10.96	171.28
131 / 2350110 - PW - Administration	5	0.18 %	130.13	-	130.13	8.90	139.02
266 / 54000xx - Risk Management Fund	4	0.14 %	97.53	-	97.53	6.67	104.20
1015400 - Support Services	35	1.31 %	935.21	-	935.21	63.94	999.15
1010010 - Attorney General's Office	48	1.80 %	1,282.57	-	1,282.57	87.69	1,370.27
1010020 - Bad Check Unit	7	0.26 %	187.04	-	187.04	12.79	199.83
1010330 - IV-D Child Support Clerk's Office	17	0.64 %	454.24	-	454.24	31.06	485.30
1010910 - County Commission Office	13	0.49 %	347.36	-	347.36	23.75	371.11
1011810 - Election Commission Office	13	0.49 %	347.36	-	347.36	23.75	371.11
1012140 - General Sessions Court Judges	12	0.45 %	320.64	-	320.64	21.92	342.57
1012150 - Jury Commission	1	0.04 %	26.72	-	26.72	1.83	28.55
1012410 - Juvenile Court Judges	37	1.38 %	988.65	-	988.65	67.60	1,056.25
1012420 - IV-D Referee Program	3	0.11 %	80.16	-	80.16	5.48	85.64
1012710 - Juvenile Court Clerk's Office	11	0.41 %	293.92	-	293.92	20.10	314.02
1013010 - Juvenile Service Center	56	2.10 %	1,496.34	-	1,496.34	102.31	1,598.64
1013310 - County Mayor	8	0.30 %	213.76	-	213.76	14.62	228.38
1014210 - Probation Office	10	0.37 %	267.20	-	267.20	18.27	285.47
1014810 - Park Maintenance	44	1.63 %	1,162.33	-	1,162.33	79.47	1,241.80
1014830 - Recreation Administration	5	0.19 %	133.60	-	133.60	9.13	142.74
1014845 - Parks & Recreation	5	0.17 %	120.24	-	120.24	8.22	128.46
1015140 - Community Outreach	1	0.04 %	26.72	-	26.72	1.83	28.55
1015141 - Constituent Services	1	0.04 %	26.72	-	26.72	1.83	28.55
1015142 - Senior Center & Volunteer Service	2	0.07 %	53.44	-	53.44	3.65	57.09
1015145 - Frank Strang Senior Center	2	0.07 %	53.44	-	53.44	3.65	57.09
1015146 - South Knox Senior Center	2	0.07 %	53.44	-	53.44	3.65	57.09
1015147 - Halls Senior Center	2	0.07 %	53.44	-	53.44	3.65	57.09
1015148 - Corryton Senior Center	2	0.07 %	53.44	-	53.44	3.65	57.09
1015149 - Carter Senior Center	2	0.07 %	53.44	-	53.44	3.65	57.09



1015160 - Veterans' Services	2	0.07 %	53.44	-	53.44	3.65	57.09
1015165 - Office of Neighborhoods / Commur	2	0.07 %	48.90	-	48.90	3.34	52.24
1015403 - Preventive Health Services	28	1.05 %	746.83	-	746.83	51.06	797.89
1015406 - Dental Services	13	0.48 %	343.36	-	343.36	23.48	366.83
1015409 - Emergency Medical Services	1	0.02 %	13.36	-	13.36	.91	14.27
1015412 - Food & Restaurant Inspection	13	0.49 %	347.36	-	347.36	23.75	371.11
1015433 - Pharmacy	2	0.07 %	53.44	-	53.44	3.65	57.09
1015442 - School Health Program	1	0.04 %	26.72	-	26.72	1.83	28.55
1015445 - Social Services	8	0.30 %	213.76	-	213.76	14.62	228.38
1015448 - Ground Water Services	7	0.26 %	187.04	-	187.04	12.79	199.83
1015454 - Disease Surveillance & Investigatic	6	0.21 %	147.76	-	147.76	10.10	157.87
1015457 - Vital Records	2	0.07 %	53.44	-	53.44	3.65	57.09
1015460 - Women's Health Services	2	0.07 %	53.44	-	53.44	3.65	57.09
1015463 - Community Health Services	15	0.56 %	400.80	-	400.80	27.40	428.21
1016030 - Building Maintenance	8	0.30 %	213.76	-	213.76	14.62	228.38
1017510 - Fire Prevention	9	0.34 %	240.48	-	240.48	16.44	256.93
1017520 - Soil Conservation District	2	0.07 %	53.44	-	53.44	3.65	57.09
1017530 - Codes Administration	19	0.71 %	507.69	-	507.69	34.71	542.40
1017720 - Dirty Lot Ordinance	5	0.19 %	133.60	-	133.60	9.13	142.74
1018110 - Sheriff's Dept Merit System	3	0.11 %	80.16	-	80.16	5.48	85.64
1018310 - Property Assessor	44	1.65 %	1,175.69	-	1,175.69	80.39	1,256.08
1018320 - Equalization Board	3	0.11 %	80.16	-	80.16	5.48	85.64
1018510 - Public Defender	28	1.03 %	734.81	-	734.81	50.24	785.05
1018720 - Register of Deeds-Data Proc	1	0.04 %	26.72	-	26.72	1.83	28.55
1018921 - Patrol	953	35.68 %	25,475.92	-	25,475.92	1,741.86	27,217.78
1018957 - Auxiliary Services	20	0.75 %	534.41	-	534.41	36.54	570.94
1018969 - Jail Commissary	8	0.30 %	213.76	-	213.76	14.62	228.38
131 / 2350120 - PW - Highway Project Manag	2	0.07 %	53.44	-	53.44	3.65	57.09
131 / 2350130 - PW - Stormwater Manageme	17	0.64 %	454.24	-	454.24	31.06	485.30
131 / 2350210 - PW - Highway & Bridge Main	75	2.79 %	1,990.66	-	1,990.66	136.11	2,126.77
131 / 2350220 - PW - Traffic Control	7	0.26 %	187.04	-	187.04	12.79	199.83
131 / 2350410 - PW - Engineering	4	0.15 %	106.88	-	106.88	7.31	114.19
261 / 50000XX - Vehicle Service Center Fund	20	0.75 %	534.41	-	534.41	36.54	570.94
FD 102 / 105 - General Fund Grants	122	4.57 %	3,260.41	-	3,260.41	222.92	3,483.33
FD 114 / 200 - Governmental Library Fund	2	0.06 %	40.08	-	40.08	2.74	42.82
FD 115 / 205 - Public Library Fund	188	7.02 %	5,010.05	-	5,010.05	342.55	5,352.60
FD 116 / 210 - Solid Waste Fund	26	0.98 %	698.20	-	698.20	47.74	745.94
FD 128 / 215 - Air Quality Fund	13	0.47 %	334.00	-	334.00	22.84	356.84
FD 270 / 520 - Employees Benefit Fund	7	0.26 %	187.04	-	187.04	12.79	199.83
FD 401 / 700 - Three Ridges Golf Course	33	1.22 %	868.41	-	868.41	59.38	927.78
FD 502 / 902 - County Clerk Payroll Fund	79	2.96 %	2,110.90	-	2,110.90	144.33	2,255.23
FD 504 / 903 - Registrar of Deeds Payroll Fur	27	1.01 %	721.45	-	721.45	49.33	770.78
FD 506 / xxx - Criminal Court Payroll Fund	76	2.84 %	2,030.74	-	2,030.74	138.85	2,169.59
FD 508 / 999 - PBA Payroll Fund	100	3.74 %	2,672.03	-	2,672.03	182.69	2,854.72
FD 510 / 910 - Clerk & Master Payroll Fund	20	0.75 %	534.41	-	534.41	36.54	570.94
FD 511 / 914 - Metro Drug Commission	3	0.11 %	80.16	-	80.16	5.48	85.64
FD 512 / 915 - Session Court Payroll Fund	26	0.95 %	681.37	-	681.37	46.59	727.95
FD 518 / 901 - Trustee Payroll Fund	34	1.27 %	908.49	-	908.49	62.12	970.61
FD 950 / 920 - MPC Fund	35	1.31 %	935.21	-	935.21	63.94	999.15
FD 952 / 925 - E-911 Fund	70	2.60 %	1,857.06	-	1,857.06	126.97	1,984.03
FD 954 / 930 - Geographic Information System	7	0.26 %	187.04	-	187.04	12.79	199.83

---

2,673	100.00 %	71,410.22	-	71,410.22	4,846.89	76,257.12
-------	----------	-----------	---	-----------	----------	-----------

---

---

Allocation Basis: Number of FTE's per Department

Allocation Source: Knox County Staffing Report

KNOX COUNTY, TN  
1013320 - ADA COMPLIANCE OFFICE

Department: 1013320 - ADA Compliance Office  
Function: Interpreter Services

Total 1st Tier Allocation \$ 12,702.09  
Total 2nd Tier Allocation -

Total Allocation Cost \$ 12,702.09

	Allocation Units	Allocated Percentage	Gross Allocation	Direct Billed	1st Tier Allocation	2nd Tier Allocation	Total Allocated
<u>Grantee Department</u>							
1015415 - Health Administration	1,289	10.15 %	1,288.64	-	1,288.64	-	1,288.64
1010330 - IV-D Child Support Clerk's Office	505	3.98 %	505.20	-	505.20	-	505.20
1012120 - 4th Circuit Court Judge's Office	5,331	41.97 %	5,331.00	-	5,331.00	-	5,331.00
1012130 - Criminal Court Judge's Office	465	3.66 %	464.85	-	464.85	-	464.85
1012140 - General Sessions Court Judges	2,996	23.59 %	2,996.10	-	2,996.10	-	2,996.10
1012410 - Juvenile Court Judges	2,061	16.22 %	2,060.90	-	2,060.90	-	2,060.90
1018510 - Public Defender	55	0.44 %	55.40	-	55.40	-	55.40
	<u>12,702</u>	<u>100.00 %</u>	<u>12,702.09</u>	<u>-</u>	<u>12,702.09</u>	<u>-</u>	<u>12,702.09</u>

Allocation Basis: Interpreter charges per Department

Allocation Source: Management Report

KNOX COUNTY, TN  
1013320 - ADA COMPLIANCE OFFICE

Department: 1013320 - ADA Compliance Office  
Function: ADA General Government

Total 1st Tier Allocation \$ 650.00  
Total 2nd Tier Allocation -

Total Allocation Cost \$ 650.00

	Allocation Units	Allocated Percentage	Gross Allocation	Direct Billed	1st Tier Allocation	2nd Tier Allocation	Total Allocated
Grantee Department							
General Government	100	100.00 %	650.00	-	650.00	-	650.00
	100	100.00 %	650.00	-	650.00	-	650.00

Allocation Basis: Direct Allocation

Allocation Source: Direct Allocation

KNOX COUNTY, TN  
1013320 - ADA COMPLIANCE OFFICE

Grantee Department	Total	ADA / FMLA Dept Services	Interpreter Services	ADA General Government
1010920 - Internal Audit	80.16	80.16	-	-
1013210 - Law Department	440.88	440.88	-	-
1013610 - Human Resources	238.37	238.37	-	-
1013910 - Mail Room - Operating	57.09	57.09	-	-
1015415 - Health Administration	1,631.21	342.57	1,288.64	-
1015710 - Finance	742.23	742.23	-	-
1016010 - Purchasing	339.71	339.71	-	-
1016020 - Property Management	142.74	142.74	-	-
1016050 - e-Government Purchasing	57.09	57.09	-	-
1017910 - Information Technology	1,141.89	1,141.89	-	-
1017920 - Records Management	171.28	171.28	-	-
131 / 2350110 - PW - Administration	139.02	139.02	-	-
266 / 54000xx - Risk Management Fun	104.20	104.20	-	-
1015400 - Support Services	999.15	999.15	-	-
1010010 - Attorney General's Office	1,370.27	1,370.27	-	-
1010020 - Bad Check Unit	199.83	199.83	-	-
1010330 - IV-D Child Support Clerk's O	990.50	485.30	505.20	-
1010910 - County Commission Office	371.11	371.11	-	-
1011810 - Election Commission Office	371.11	371.11	-	-
1012120 - 4th Circuit Court Judge's O	5,331.00	-	5,331.00	-
1012130 - Criminal Court Judge's Offic	464.85	-	464.85	-
1012140 - General Sessions Court Ju	3,338.67	342.57	2,996.10	-
1012150 - Jury Commission	28.55	28.55	-	-
1012410 - Juvenile Court Judges	3,117.15	1,056.25	2,060.90	-
1012420 - IV-D Referee Program	85.64	85.64	-	-
1012710 - Juvenile Court Clerk's Offic	314.02	314.02	-	-
1013010 - Juvenile Service Center	1,598.64	1,598.64	-	-
1013310 - County Mayor	228.38	228.38	-	-
1014210 - Probation Office	285.47	285.47	-	-
1014810 - Park Maintenance	1,241.80	1,241.80	-	-
1014830 - Recreation Administration	142.74	142.74	-	-
1014845 - Parks & Recreation	128.46	128.46	-	-
1015140 - Community Outreach	28.55	28.55	-	-
1015141 - Constituent Services	28.55	28.55	-	-
1015142 - Senior Center & Volunteer S	57.09	57.09	-	-
1015145 - Frank Strang Senior Center	57.09	57.09	-	-
1015146 - South Knox Senior Center	57.09	57.09	-	-
1015147 - Halls Senior Center	57.09	57.09	-	-
1015148 - Corryton Senior Center	57.09	57.09	-	-
1015149 - Carter Senior Center	57.09	57.09	-	-
1015160 - Veterans' Services	57.09	57.09	-	-
1015165 - Office of Neighborhoods / C	52.24	52.24	-	-
1015403 - Preventive Health Services	797.89	797.89	-	-
1015406 - Dental Services	366.83	366.83	-	-
1015409 - Emergency Medical Service	14.27	14.27	-	-
1015412 - Food & Restaurant Inspecti	371.11	371.11	-	-
1015433 - Pharmacy	57.09	57.09	-	-
1015442 - School Health Program	28.55	28.55	-	-
1015445 - Social Services	228.38	228.38	-	-
1015448 - Ground Water Services	199.83	199.83	-	-
1015454 - Disease Surveillance & Inve	157.87	157.87	-	-
1015457 - Vital Records	57.09	57.09	-	-
1015460 - Women's Health Services	57.09	57.09	-	-
1015463 - Community Health Services	428.21	428.21	-	-
1016030 - Building Maintenance	228.38	228.38	-	-
1017510 - Fire Prevention	256.93	256.93	-	-
1017520 - Soil Conservation District	57.09	57.09	-	-
1017530 - Codes Administration	542.40	542.40	-	-
1017720 - Dirty Lot Ordinance	142.74	142.74	-	-
1018110 - Sheriff's Dept Merit System	85.64	85.64	-	-

1018310 - Property Assessor	1,256.08	1,256.08	-	-
1018320 - Equalization Board	85.64	85.64	-	-
1018510 - Public Defender	840.45	785.05	55.40	-
1018720 - Register of Deeds-Data Pro	28.55	28.55	-	-
1018921 - Patrol	27,217.78	27,217.78	-	-
1018957 - Auxiliary Services	570.94	570.94	-	-
1018969 - Jail Commissary	228.38	228.38	-	-
131 / 2350120 - PW - Highway Projec	57.09	57.09	-	-
131 / 2350130 - PW - Stormwater Man	485.30	485.30	-	-
131 / 2350210 - PW - Highway & Bridg	2,126.77	2,126.77	-	-
131 / 2350220 - PW - Traffic Control	199.83	199.83	-	-
131 / 2350410 - PW - Engineering	114.19	114.19	-	-
261 / 50000XX - Vehicle Service Cente	570.94	570.94	-	-
FD 102 / 105 - General Fund Grants	3,483.33	3,483.33	-	-
FD 114 / 200 - Governmental Library F	42.82	42.82	-	-
FD 115 / 205 - Public Library Fund	5,352.60	5,352.60	-	-
FD 116 / 210 - Solid Waste Fund	745.94	745.94	-	-
FD 128 / 215 - Air Quality Fund	356.84	356.84	-	-
FD 270 / 520 - Employees Benefit Fun	199.83	199.83	-	-
FD 401 / 700 - Three Ridges Golf Cou	927.78	927.78	-	-
FD 502 / 902 - County Clerk Payroll Fu	2,255.23	2,255.23	-	-
FD 504 / 903 - Registrar of Deeds Pay	770.78	770.78	-	-
FD 506 / xxx - Criminal Court Payroll F	2,169.59	2,169.59	-	-
FD 508 / 999 - PBA Payroll Fund	2,854.72	2,854.72	-	-
FD 510 / 910 - Clerk & Master Payroll	570.94	570.94	-	-
FD 511 / 914 - Metro Drug Commissio	85.64	85.64	-	-
FD 512 / 915 - Session Court Payroll F	727.95	727.95	-	-
FD 518 / 901 - Trustee Payroll Fund	970.61	970.61	-	-
FD 950 / 920 - MPC Fund	999.15	999.15	-	-
FD 952 / 925 - E-911 Fund	1,984.03	1,984.03	-	-
FD 954 / 930 - Geographic Information	199.83	199.83	-	-
General Government	650.00	-	-	650.00
	89,609.21	76,257.12	12,702.09	650.00

**Knox County, Tennessee  
OMB A-87 Cost Allocation Plan**

**Human Resources Department (1003610)**

**Nature and Extent of Services**

The Human Resources Department has primary responsibility in providing information, support, and training to all County Department employees. Examples of services provided by the department include:

- Employment (hiring, records maintenance, terminations)
- Employee benefits
- Classification and Compensation
- Training and Development
- Management and Planning

The Human Resources Department is also responsible for coordinating the Bright Start Wellness Program (1013620). This program provides initiatives and sponsors programs and events for promoting health and wellness for all employees. Costs are included in Human Resources and are allocated with them.

Costs for the Human Resources Department have been allocated as follows:

**Employee Services** – Costs are allocated based on the number of FTE's per department (Excl: School FD 240x).

KNOX COUNTY, TN  
1013610 - HUMAN RESOURCES

Functions:	Total	GeneralAdmin	Human Resources	HR General Government
Expenditures:				
Salaries & Wages	475,232.75	-	475,232.75	-
Related Benefits	138,097.89	-	138,097.89	-
Services	30,156.40	-	30,156.40	-
Supplies / Materials	1,684.07	-	1,684.07	-
Other	2,655.00	-	-	2,655.00
<b>Total Expenditures</b>	<b>647,826.11</b>	<b>-</b>	<b>645,171.11</b>	<b>2,655.00</b>
General & Administrative Allocation	-	-	-	-
Incoming Costs				
1st Allocation				
Equipment Use Charges	4,854.48	4,854.48	-	-
Building Use	3,947.84	3,947.84	-	-
1010920 - Internal Audit	610.06	610.06	-	-
1013210 - Law Department	673.16	673.16	-	-
1013320 - ADA Compliance Office	223.11	223.11	-	-
<b>Total 1st Allocation</b>	<b>10,308.65</b>	<b>10,308.65</b>	<b>-</b>	<b>-</b>
General & Administrative Allocation	-	(10,308.65)	10,308.65	-
<b>Total 1st Tier Allocation</b>	<b>658,134.76</b>	<b>-</b>	<b>655,479.76</b>	<b>2,655.00</b>
2nd Allocation				
1010920 - Internal Audit	40.82	40.82	-	-
1013210 - Law Department	36.93	36.93	-	-
1013320 - ADA Compliance Office	15.25	15.25	-	-
1013910 - Mail Room - Operating	122.77	122.77	-	-
1015710 - Finance	4,313.49	4,313.49	-	-
1016010 - Purchasing	319.25	319.25	-	-
1016020 - Property Management	2,584.01	2,584.01	-	-
1016930 - Auditing Contract	2,000.07	2,000.07	-	-
1017910 - Information Technology	16,709.49	16,709.49	-	-
1019710 - County Trustee	1,940.96	1,940.96	-	-
266 / 54000xx - Risk Management Fun	244.90	244.90	-	-
<b>Total 2nd Allocation</b>	<b>28,327.94</b>	<b>28,327.94</b>	<b>-</b>	<b>-</b>
General & Administrative Allocation	-	(28,327.94)	28,327.94	-
<b>Total 2nd Tier Allocation</b>	<b>28,327.94</b>	<b>-</b>	<b>28,327.94</b>	<b>-</b>
<b>Total Incoming Costs</b>	<b>38,636.59</b>	<b>-</b>	<b>38,636.59</b>	<b>-</b>
<b>Total Allocated Cost</b>	<b>686,462.70</b>	<b>-</b>	<b>683,807.70</b>	<b>2,655.00</b>



KNOX COUNTY, TN  
1013610 - HUMAN RESOURCES

Department: 1013610 - Human Resources  
Function: Human Resources

Total 1st Tier Allocation \$ 655,479.76  
Total 2nd Tier Allocation 28,327.94

Total Allocation Cost \$ 683,807.70

	Allocation Units	Allocated Percentage	Gross Allocation	Direct Billed	1st Tier Allocation	2nd Tier Allocation	Total Allocated
<u>Grantee Department</u>							
1010920 - Internal Audit	3	0.11 %	737.83	-	737.83	-	737.83
1013210 - Law Department	17	0.62 %	4,058.07	-	4,058.07	-	4,058.07
1013320 - ADA Compliance Office	1	0.04 %	245.94	-	245.94	-	245.94
1013910 - Mail Room - Operating	2	0.08 %	491.89	-	491.89	21.42	513.31
1015415 - Health Administration	12	0.45 %	2,951.33	-	2,951.33	128.54	3,079.86
1015710 - Finance	26	0.98 %	6,394.54	-	6,394.54	278.50	6,673.04
1016010 - Purchasing	12	0.45 %	2,926.73	-	2,926.73	127.47	3,054.20
1016020 - Property Management	5	0.19 %	1,229.72	-	1,229.72	53.56	1,283.28
1016050 - e-Government Purchasing	2	0.08 %	491.89	-	491.89	21.42	513.31
1017910 - Information Technology	40	1.50 %	9,837.75	-	9,837.75	428.45	10,266.21
1017920 - Records Management	6	0.23 %	1,475.66	-	1,475.66	64.27	1,539.93
131 / 2350110 - PW - Administration	5	0.18 %	1,197.75	-	1,197.75	52.16	1,249.91
266 / 54000xx - Risk Management Fund	4	0.14 %	897.70	-	897.70	39.10	936.79
1015400 - Support Services	35	1.31 %	8,608.04	-	8,608.04	374.90	8,982.93
1010010 - Attorney General's Office	48	1.80 %	11,805.31	-	11,805.31	514.15	12,319.45
1010020 - Bad Check Unit	7	0.26 %	1,721.61	-	1,721.61	74.98	1,796.59
1010330 - IV-D Child Support Clerk's Office	17	0.64 %	4,181.05	-	4,181.05	182.09	4,363.14
1010910 - County Commission Office	13	0.49 %	3,197.27	-	3,197.27	139.25	3,336.52
1011810 - Election Commission Office	13	0.49 %	3,197.27	-	3,197.27	139.25	3,336.52
1012140 - General Sessions Court Judges	12	0.45 %	2,951.33	-	2,951.33	128.54	3,079.86
1012150 - Jury Commission	1	0.04 %	245.94	-	245.94	10.71	256.66
1012410 - Juvenile Court Judges	37	1.39 %	9,099.92	-	9,099.92	396.32	9,496.24
1012420 - IV-D Referee Program	3	0.11 %	737.83	-	737.83	32.13	769.97
1012710 - Juvenile Court Clerk's Office	11	0.41 %	2,705.38	-	2,705.38	117.83	2,823.21
1013010 - Juvenile Service Center	56	2.10 %	13,772.86	-	13,772.86	599.84	14,372.69
1013310 - County Mayor	8	0.30 %	1,967.55	-	1,967.55	85.69	2,053.24
1014210 - Probation Office	10	0.38 %	2,459.44	-	2,459.44	107.11	2,566.55
1014810 - Park Maintenance	44	1.63 %	10,698.56	-	10,698.56	465.94	11,164.50
1014830 - Recreation Administration	5	0.19 %	1,229.72	-	1,229.72	53.56	1,283.28
1014845 - Parks & Recreation	5	0.17 %	1,106.75	-	1,106.75	48.20	1,154.95
1015140 - Community Outreach	1	0.04 %	245.94	-	245.94	10.71	256.66
1015141 - Constituent Services	1	0.04 %	245.94	-	245.94	10.71	256.66
1015142 - Senior Center & Volunteer Service	2	0.08 %	491.89	-	491.89	21.42	513.31
1015145 - Frank Strang Senior Center	2	0.08 %	491.89	-	491.89	21.42	513.31
1015146 - South Knox Senior Center	2	0.08 %	491.89	-	491.89	21.42	513.31
1015147 - Halls Senior Center	2	0.08 %	491.89	-	491.89	21.42	513.31
1015148 - Corryton Senior Center	2	0.08 %	491.89	-	491.89	21.42	513.31
1015149 - Carter Senior Center	2	0.08 %	491.89	-	491.89	21.42	513.31

1015160 - Veterans' Services	2	0.08 %	491.89	-	491.89	21.42	513.31
1015165 - Office of Neighborhoods / Commur	2	0.07 %	450.08	-	450.08	19.60	469.68
1015403 - Preventive Health Services	28	1.05 %	6,874.13	-	6,874.13	299.38	7,173.51
1015406 - Dental Services	13	0.48 %	3,160.38	-	3,160.38	137.64	3,298.02
1015409 - Emergency Medical Services	1	0.02 %	122.97	-	122.97	5.36	128.33
1015412 - Food & Restaurant Inspection	13	0.49 %	3,197.27	-	3,197.27	139.25	3,336.52
1015433 - Pharmacy	2	0.08 %	491.89	-	491.89	21.42	513.31
1015442 - School Health Program	1	0.04 %	245.94	-	245.94	10.71	256.66
1015445 - Social Services	8	0.30 %	1,967.55	-	1,967.55	85.69	2,053.24
1015448 - Ground Water Services	7	0.26 %	1,721.61	-	1,721.61	74.98	1,796.59
1015454 - Disease Surveillance & Investigatic	6	0.21 %	1,360.07	-	1,360.07	59.23	1,419.30
1015457 - Vital Records	2	0.08 %	491.89	-	491.89	21.42	513.31
1015460 - Women's Health Services	2	0.08 %	491.89	-	491.89	21.42	513.31
1015463 - Community Health Services	15	0.56 %	3,689.16	-	3,689.16	160.67	3,849.83
1016030 - Building Maintenance	8	0.30 %	1,967.55	-	1,967.55	85.69	2,053.24
1017510 - Fire Prevention	9	0.34 %	2,213.49	-	2,213.49	96.40	2,309.90
1017520 - Soil Conservation District	2	0.08 %	491.89	-	491.89	21.42	513.31
1017530 - Codes Administration	19	0.71 %	4,672.93	-	4,672.93	203.52	4,876.45
1017720 - Dirty Lot Ordinance	5	0.19 %	1,229.72	-	1,229.72	53.56	1,283.28
1018110 - Sheriff's Dept Merit System	3	0.11 %	737.83	-	737.83	32.13	769.97
1018310 - Property Assessor	44	1.65 %	10,821.53	-	10,821.53	471.30	11,292.83
1018320 - Equalization Board	3	0.11 %	737.83	-	737.83	32.13	769.97
1018510 - Public Defender	28	1.03 %	6,763.46	-	6,763.46	294.56	7,058.02
1018720 - Register of Deeds-Data Proc	1	0.04 %	245.94	-	245.94	10.71	256.66
1018921 - Patrol	953	35.77 %	234,490.26	-	234,490.26	10,212.55	244,702.81
1018957 - Auxiliary Services	20	0.75 %	4,918.88	-	4,918.88	214.23	5,133.10
1018969 - Jail Commissary	8	0.30 %	1,967.55	-	1,967.55	85.69	2,053.24
131 / 2350120 - PW - Highway Project Manag	2	0.08 %	491.89	-	491.89	21.42	513.31
131 / 2350130 - PW - Stormwater Manageme	17	0.64 %	4,181.05	-	4,181.05	182.09	4,363.14
131 / 2350210 - PW - Highway & Bridge Main	75	2.80 %	18,322.82	-	18,322.82	798.00	19,120.82
131 / 2350220 - PW - Traffic Control	7	0.26 %	1,721.61	-	1,721.61	74.98	1,796.59
131 / 2350410 - PW - Engineering	4	0.15 %	983.78	-	983.78	42.85	1,026.62
261 / 50000XX - Vehicle Service Center Fund	20	0.75 %	4,918.88	-	4,918.88	214.23	5,133.10
FD 102 / 105 - General Fund Grants	122	4.58 %	30,010.07	-	30,010.07	1,307.00	31,317.07
FD 114 / 200 - Governmental Library Fund	2	0.06 %	368.92	-	368.92	16.07	384.98
FD 115 / 205 - Public Library Fund	188	7.04 %	46,114.48	-	46,114.48	2,008.38	48,122.86
FD 116 / 210 - Solid Waste Fund	26	0.98 %	6,426.51	-	6,426.51	279.89	6,706.40
FD 128 / 215 - Air Quality Fund	13	0.47 %	3,074.30	-	3,074.30	133.89	3,208.19
FD 270 / 520 - Employees Benefit Fund	7	0.26 %	1,721.61	-	1,721.61	74.98	1,796.59
FD 401 / 700 - Three Ridges Golf Course	33	1.22 %	7,993.18	-	7,993.18	348.12	8,341.30
FD 502 / 902 - County Clerk Payroll Fund	79	2.96 %	19,429.57	-	19,429.57	846.20	20,275.76
FD 504 / 903 - Registrar of Deeds Payroll Fur	27	1.01 %	6,640.48	-	6,640.48	289.21	6,929.69
FD 506 / xxx - Criminal Court Payroll Fund	76	2.85 %	18,691.73	-	18,691.73	814.06	19,505.80
FD 508 / 999 - PBA Payroll Fund	100	3.75 %	24,594.39	-	24,594.39	1,071.14	25,665.52
FD 510 / 910 - Clerk & Master Payroll Fund	20	0.75 %	4,918.88	-	4,918.88	214.23	5,133.10
FD 511 / 914 - Metro Drug Commission	3	0.11 %	737.83	-	737.83	32.13	769.97
FD 512 / 915 - Session Court Payroll Fund	26	0.96 %	6,271.57	-	6,271.57	273.14	6,544.71
FD 518 / 901 - Trustee Payroll Fund	34	1.28 %	8,362.09	-	8,362.09	364.19	8,726.28
FD 950 / 920 - MPC Fund	35	1.31 %	8,608.04	-	8,608.04	374.90	8,982.93
FD 952 / 925 - E-911 Fund	70	2.61 %	17,093.10	-	17,093.10	744.44	17,837.54
FD 954 / 930 - Geographic Information System	7	0.26 %	1,721.61	-	1,721.61	74.98	1,796.59

---

2,665	100.00 %	655,479.76	-	655,479.76	28,327.94	683,807.70
-------	----------	------------	---	------------	-----------	------------

---

---

Allocation Basis: Number of FTE's per Department

Allocation Source: Knox County Staffing Report

KNOX COUNTY, TN  
1013610 - HUMAN RESOURCES

Department: 1013610 - Human Resources  
Function: HR General Government

Total 1st Tier Allocation \$ 2,655.00  
Total 2nd Tier Allocation -

Total Allocation Cost \$ 2,655.00

	Allocation Units	Allocated Percentage	Gross Allocation	Direct Billed	1st Tier Allocation	2nd Tier Allocation	Total Allocated
Grantee Department							
General Government	100	100.00 %	2,655.00	-	2,655.00	-	2,655.00
	100	100.00 %	2,655.00	-	2,655.00	-	2,655.00

Allocation Basis: Direct Allocation

Allocation Source: Direct Allocation

KNOX COUNTY, TN  
1013610 - HUMAN RESOURCES

Grantee Department	Total	Human Resources	HR General Government
1010920 - Internal Audit	737.83	737.83	-
1013210 - Law Department	4,058.07	4,058.07	-
1013320 - ADA Compliance Office	245.94	245.94	-
1013910 - Mail Room - Operating	513.31	513.31	-
1015415 - Health Administration	3,079.86	3,079.86	-
1015710 - Finance	6,673.04	6,673.04	-
1016010 - Purchasing	3,054.20	3,054.20	-
1016020 - Property Management	1,283.28	1,283.28	-
1016050 - e-Government Purchasing	513.31	513.31	-
1017910 - Information Technology	10,266.21	10,266.21	-
1017920 - Records Management	1,539.93	1,539.93	-
131 / 2350110 - PW - Administration	1,249.91	1,249.91	-
266 / 54000xx - Risk Management Fun	936.79	936.79	-
1015400 - Support Services	8,982.93	8,982.93	-
1010010 - Attorney General's Office	12,319.45	12,319.45	-
1010020 - Bad Check Unit	1,796.59	1,796.59	-
1010330 - IV-D Child Support Clerk's O	4,363.14	4,363.14	-
1010910 - County Commission Office	3,336.52	3,336.52	-
1011810 - Election Commission Office	3,336.52	3,336.52	-
1012140 - General Sessions Court Ju	3,079.86	3,079.86	-
1012150 - Jury Commission	256.66	256.66	-
1012410 - Juvenile Court Judges	9,496.24	9,496.24	-
1012420 - IV-D Referee Program	769.97	769.97	-
1012710 - Juvenile Court Clerk's Offic	2,823.21	2,823.21	-
1013010 - Juvenile Service Center	14,372.69	14,372.69	-
1013310 - County Mayor	2,053.24	2,053.24	-
1014210 - Probation Office	2,566.55	2,566.55	-
1014810 - Park Maintenance	11,164.50	11,164.50	-
1014830 - Recreation Administration	1,283.28	1,283.28	-
1014845 - Parks & Recreation	1,154.95	1,154.95	-
1015140 - Community Outreach	256.66	256.66	-
1015141 - Constituent Services	256.66	256.66	-
1015142 - Senior Center & Volunteer S	513.31	513.31	-
1015145 - Frank Strang Senior Center	513.31	513.31	-
1015146 - South Knox Senior Center	513.31	513.31	-
1015147 - Halls Senior Center	513.31	513.31	-
1015148 - Corryton Senior Center	513.31	513.31	-
1015149 - Carter Senior Center	513.31	513.31	-
1015160 - Veterans' Services	513.31	513.31	-
1015165 - Office of Neighborhoods / C	469.68	469.68	-
1015403 - Preventive Health Services	7,173.51	7,173.51	-
1015406 - Dental Services	3,298.02	3,298.02	-
1015409 - Emergency Medical Service	128.33	128.33	-
1015412 - Food & Restaurant Inspecti	3,336.52	3,336.52	-
1015433 - Pharmacy	513.31	513.31	-
1015442 - School Health Program	256.66	256.66	-
1015445 - Social Services	2,053.24	2,053.24	-
1015448 - Ground Water Services	1,796.59	1,796.59	-
1015454 - Disease Surveillance & Inve	1,419.30	1,419.30	-
1015457 - Vital Records	513.31	513.31	-
1015460 - Women's Health Services	513.31	513.31	-
1015463 - Community Health Services	3,849.83	3,849.83	-
1016030 - Building Maintenance	2,053.24	2,053.24	-
1017510 - Fire Prevention	2,309.90	2,309.90	-
1017520 - Soil Conservation District	513.31	513.31	-
1017530 - Codes Administration	4,876.45	4,876.45	-
1017720 - Dirty Lot Ordinance	1,283.28	1,283.28	-
1018110 - Sheriff's Dept Merit System	769.97	769.97	-
1018310 - Property Assessor	11,292.83	11,292.83	-
1018320 - Equalization Board	769.97	769.97	-

1018510 - Public Defender	7,058.02	7,058.02	-
1018720 - Register of Deeds-Data Pro	256.66	256.66	-
1018921 - Patrol	244,702.81	244,702.81	-
1018957 - Auxiliary Services	5,133.10	5,133.10	-
1018969 - Jail Commissary	2,053.24	2,053.24	-
131 / 2350120 - PW - Highway Projec	513.31	513.31	-
131 / 2350130 - PW - Stormwater Man	4,363.14	4,363.14	-
131 / 2350210 - PW - Highway & Bridg	19,120.82	19,120.82	-
131 / 2350220 - PW - Traffic Control	1,796.59	1,796.59	-
131 / 2350410 - PW - Engineering	1,026.62	1,026.62	-
261 / 50000XX - Vehicle Service Cente	5,133.10	5,133.10	-
FD 102 / 105 - General Fund Grants	31,317.07	31,317.07	-
FD 114 / 200 - Governmental Library F	384.98	384.98	-
FD 115 / 205 - Public Library Fund	48,122.86	48,122.86	-
FD 116 / 210 - Solid Waste Fund	6,706.40	6,706.40	-
FD 128 / 215 - Air Quality Fund	3,208.19	3,208.19	-
FD 270 / 520 - Employees Benefit Fun	1,796.59	1,796.59	-
FD 401 / 700 - Three Ridges Golf Cou	8,341.30	8,341.30	-
FD 502 / 902 - County Clerk Payroll Fu	20,275.76	20,275.76	-
FD 504 / 903 - Registrar of Deeds Pay	6,929.69	6,929.69	-
FD 506 / xxx - Criminal Court Payroll F	19,505.80	19,505.80	-
FD 508 / 999 - PBA Payroll Fund	25,665.52	25,665.52	-
FD 510 / 910 - Clerk & Master Payroll	5,133.10	5,133.10	-
FD 511 / 914 - Metro Drug Commissio	769.97	769.97	-
FD 512 / 915 - Session Court Payroll F	6,544.71	6,544.71	-
FD 518 / 901 - Trustee Payroll Fund	8,726.28	8,726.28	-
FD 950 / 920 - MPC Fund	8,982.93	8,982.93	-
FD 952 / 925 - E-911 Fund	17,837.54	17,837.54	-
FD 954 / 930 - Geographic Information	1,796.59	1,796.59	-
General Government	2,655.00	-	2,655.00
	<hr/>	<hr/>	<hr/>
	686,462.70	683,807.70	2,655.00
	<hr/>	<hr/>	<hr/>

**Knox County, Tennessee  
OMB A-87 Cost Allocation Plan**

**Mailroom – Operating (1003910)**

**Nature and Extent of Services**

The Mailroom Operating Office has primary responsibility for the day-to-day processing and distribution of incoming and outgoing mail for all County departments. The costs of this office are funded by the general fund and are separate from the Mailroom Services Internal Service Fund. Specific services and activities of the Mailroom Operating Office include:

- Processing of mail
- Delivery and pick-up of mail
- Processing of priority mail, UPS, and Fed-Ex

Costs for the Mailroom Operating Office have been allocated as follows:

**Mailroom Services** – Costs are allocated based on the amount of postage charges per department.

KNOX COUNTY, TN  
1013910 - MAIL ROOM - OPERATING

Functions:	Total	GeneralAdmin	Mail Room	MR General Government
<b>Expenditures:</b>				
Salaries & Wages	49,136.33	-	49,136.33	-
Related Benefits	31,531.82	-	31,531.82	-
Services	10,778.28	-	10,778.28	-
Supplies / Materials	1,691.91	-	1,691.91	-
Other	650.00	-	-	650.00
<b>Total Expenditures</b>	<b>93,788.34</b>	<b>-</b>	<b>93,138.34</b>	<b>650.00</b>
General & Administrative Allocation	-	-	-	-
<b>Incoming Costs</b>				
<b>1st Allocation</b>				
Equipment Use Charges	94.39	94.39	-	-
1010920 - Internal Audit	350.57	350.57	-	-
1013210 - Law Department	97.46	97.46	-	-
1013320 - ADA Compliance Office	53.44	53.44	-	-
1013610 - Human Resources	491.89	491.89	-	-
<b>Total 1st Allocation</b>	<b>1,087.74</b>	<b>1,087.74</b>	<b>-</b>	<b>-</b>
General & Administrative Allocation	-	(1,087.74)	1,087.74	-
<b>Total 1st Tier Allocation</b>	<b>94,876.08</b>	<b>-</b>	<b>94,226.08</b>	<b>650.00</b>
<b>2nd Allocation</b>				
1010920 - Internal Audit	23.46	23.46	-	-
1013210 - Law Department	5.35	5.35	-	-
1013320 - ADA Compliance Office	3.65	3.65	-	-
1013610 - Human Resources	21.42	21.42	-	-
1015710 - Finance	2,047.56	2,047.56	-	-
1016010 - Purchasing	319.25	319.25	-	-
1016020 - Property Management	34.45	34.45	-	-
1016930 - Auditing Contract	1,149.35	1,149.35	-	-
1017910 - Information Technology	5,569.83	5,569.83	-	-
1019710 - County Trustee	1,115.38	1,115.38	-	-
266 / 5400xx - Risk Management Fun	37.61	37.61	-	-
<b>Total 2nd Allocation</b>	<b>10,327.30</b>	<b>10,327.30</b>	<b>-</b>	<b>-</b>
General & Administrative Allocation	-	(10,327.30)	10,327.30	-
<b>Total 2nd Tier Allocation</b>	<b>10,327.30</b>	<b>-</b>	<b>10,327.30</b>	<b>-</b>
<b>Total Incoming Costs</b>	<b>11,415.05</b>	<b>-</b>	<b>11,415.05</b>	<b>-</b>
<b>Total Allocated Cost</b>	<b>105,203.39</b>	<b>-</b>	<b>104,553.39</b>	<b>650.00</b>



KNOX COUNTY, TN  
1013910 - MAIL ROOM - OPERATING

Department: 1013910 - Mail Room - Operating  
Function: Mail Room

Total 1st Tier Allocation \$ 94,226.08  
Total 2nd Tier Allocation 10,327.30

Total Allocation Cost \$ 104,553.39

	Allocation Units	Allocated Percentage	Gross Allocation	Direct Billed	1st Tier Allocation	2nd Tier Allocation	Total Allocated
<u>Grantee Department</u>							
1010920 - Internal Audit	89.96	0.01 %	12.41	-	12.41	-	12.41
1013210 - Law Department	871.25	0.13 %	120.19	-	120.19	-	120.19
1013320 - ADA Compliance Office	101.16	0.01 %	13.96	-	13.96	-	13.96
1013610 - Human Resources	889.89	0.13 %	122.77	-	122.77	-	122.77
1015415 - Health Administration	263.89	0.04 %	36.41	-	36.41	4.00	40.41
1015710 - Finance	15,203.97	2.23 %	2,097.47	-	2,097.47	230.54	2,328.01
1016010 - Purchasing	416.35	0.06 %	57.44	-	57.44	6.31	63.75
1016020 - Property Management	17.75	0.00 %	2.45	-	2.45	.27	2.72
1017910 - Information Technology	105.28	0.02 %	14.52	-	14.52	1.60	16.12
1017920 - Records Management	627.67	0.09 %	86.59	-	86.59	9.52	96.11
1018903 - Sheriff Administration	24,501.31	3.59 %	3,380.08	-	3,380.08	371.52	3,751.61
1019710 - County Trustee	119,140.41	17.44 %	16,436.05	-	16,436.05	1,806.58	18,242.62
131 / 2350110 - PW - Administration	57.62	0.01 %	7.95	-	7.95	.87	8.82
266 / 54000xx - Risk Management Fund	233.66	0.03 %	32.23	-	32.23	3.54	35.78
1015400 - Support Services	8,714.25	1.28 %	1,202.18	-	1,202.18	132.14	1,334.31
1010010 - Attorney General's Office	7,316.96	1.07 %	1,009.41	-	1,009.41	110.95	1,120.36
1010310 - Circuit Court Clerk's Office	9,162.48	1.34 %	1,264.01	-	1,264.01	138.93	1,402.95
1010320 - Civil Sessions Clerk's Office	4,108.32	0.60 %	566.76	-	566.76	62.30	629.06
1010610 - Probate Court	11,126.45	1.63 %	1,534.95	-	1,534.95	168.72	1,703.67
1010620 - Chancery Court	16,757.14	2.45 %	2,311.74	-	2,311.74	254.10	2,565.83
1010910 - County Commission Office	121.37	0.02 %	16.74	-	16.74	1.84	18.58
1011210 - County Clerk's Office	105,327.42	15.42 %	14,530.47	-	14,530.47	1,597.12	16,127.60
1011510 - 4th Circuit Court Clerk's Office	25,064.06	3.67 %	3,457.72	-	3,457.72	380.06	3,837.78
1011520 - Criminal Court Clerk's Office	7,422.60	1.09 %	1,023.99	-	1,023.99	112.55	1,136.54
1011530 - Criminal Sessions Clerk's Office	18,076.49	2.65 %	2,493.75	-	2,493.75	274.10	2,767.85
1011810 - Election Commission Office	32,284.66	4.73 %	4,453.84	-	4,453.84	489.55	4,943.38
1012110 - Circuit Court Judge's Office	18.94	0.00 %	2.61	-	2.61	.29	2.90
1012120 - 4th Circuit Court Judge's Office	509.53	0.07 %	70.29	-	70.29	7.73	78.02
1012130 - Criminal Court Judge's Office	22.38	0.00 %	3.09	-	3.09	.34	3.43
1012140 - General Sessions Court Judges	52.74	0.01 %	7.28	-	7.28	.80	8.08
1012150 - Jury Commission	5,042.91	0.74 %	695.70	-	695.70	76.47	772.16
1013310 - County Mayor	625.44	0.09 %	86.28	-	86.28	9.48	95.77
1014210 - Probation Office	282.24	0.04 %	38.94	-	38.94	4.28	43.22
1014830 - Recreation Administration	203.87	0.03 %	28.12	-	28.12	3.09	31.22
1015142 - Senior Center & Volunteer Service	23.58	0.00 %	3.25	-	3.25	.36	3.61
1015146 - South Knox Senior Center	10.34	0.00 %	1.43	-	1.43	.16	1.58
1015160 - Veterans' Services	564.67	0.08 %	77.90	-	77.90	8.56	86.46
1015406 - Dental Services	913.73	0.13 %	126.05	-	126.05	13.86	139.91

1015412 - Food & Restaurant Inspection	1,255.92	0.18 %	173.26	-	173.26	19.04	192.30
1015433 - Pharmacy	174.29	0.03 %	24.04	-	24.04	2.64	26.69
1015448 - Ground Water Services	152.56	0.02 %	21.05	-	21.05	2.31	23.36
1015451 - Vector Control Services	635.45	0.09 %	87.66	-	87.66	9.64	97.30
1015463 - Community Health Services	297.54	0.04 %	41.05	-	41.05	4.51	45.56
1017510 - Fire Prevention	404.10	0.06 %	55.75	-	55.75	6.13	61.88
1017520 - Soil Conservation District	652.25	0.10 %	89.98	-	89.98	9.89	99.87
1017530 - Codes Administration	3,961.11	0.58 %	546.46	-	546.46	60.06	606.52
1018110 - Sheriff's Dept Merit System	1,240.97	0.18 %	171.20	-	171.20	18.82	190.02
1018310 - Property Assessor	101,535.04	14.87 %	14,007.29	-	14,007.29	1,539.62	15,546.91
1018710 - Register of Deeds Office	18,452.21	2.70 %	2,545.58	-	2,545.58	279.80	2,825.38
1018912 - Training	550.26	0.08 %	75.91	-	75.91	8.34	84.26
1018921 - Patrol	799.52	0.12 %	110.30	-	110.30	12.12	122.42
1018960 - Correctional Facilities	226.00	0.03 %	31.18	-	31.18	3.43	34.60
131 / 2350120 - PW - Highway Project Manag	36.23	0.01 %	5.00	-	5.00	.55	5.55
131 / 2350130 - PW - Stormwater Manageme	375.46	0.05 %	51.80	-	51.80	5.69	57.49
131 / 2350135 - Stormwater Ordinance Violat	378.17	0.06 %	52.17	-	52.17	5.73	57.90
131 / 2350210 - PW - Highway & Bridge Main	7.39	0.00 %	1.02	-	1.02	.11	1.13
131 / 2350410 - PW - Engineering	1,032.00	0.15 %	142.37	-	142.37	15.65	158.02
FD 102 / 105 - General Fund Grants	5,733.96	0.84 %	791.03	-	791.03	86.95	877.98
FD 115 / 205 - Public Library Fund	42,766.02	6.26 %	5,899.80	-	5,899.80	648.48	6,548.28
FD 116 / 210 - Solid Waste Fund	354.35	0.05 %	48.88	-	48.88	5.37	54.26
FD 122 / 230 - Drug Control Fund	425.12	0.06 %	58.65	-	58.65	6.45	65.09
FD 128 / 215 - Air Quality Fund	8,055.72	1.18 %	1,111.33	-	1,111.33	122.15	1,233.48
FD 141 / 240 - General Purpose School Fund	51,389.38	7.52 %	7,089.44	-	7,089.44	779.24	7,868.67
FD 146 / 245 - School Project Fund	9,779.93	1.43 %	1,349.19	-	1,349.19	148.30	1,497.49
FD 263 / 580 - Self Ins. Health Care Fund	3,370.55	0.49 %	464.99	-	464.99	51.11	516.09
FD 270 / 520 - Employees Benefit Fund	5,354.84	0.78 %	738.73	-	738.73	81.20	819.93
FD 950 / 920 - MPC Fund	7,350.01	1.08 %	1,013.97	-	1,013.97	111.45	1,125.42
	<u>\$ 683,019.09</u>	<u>100.00 %</u>	<u>94,226.08</u>	<u>-</u>	<u>94,226.08</u>	<u>10,327.30</u>	<u>104,553.39</u>

Allocation Basis: Amount of Postage Charges per Department

Allocation Source: FY 2013 Financial Report from GREAT

KNOX COUNTY, TN  
1013910 - MAIL ROOM - OPERATING

Department: 1013910 - Mail Room - Operating  
Function: MR General Government

Total 1st Tier Allocation \$ 650.00  
Total 2nd Tier Allocation -

Total Allocation Cost \$ 650.00

	Allocation Units	Allocated Percentage	Gross Allocation	Direct Billed	1st Tier Allocation	2nd Tier Allocation	Total Allocated
Grantee Department							
General Government	100	100.00 %	650.00	-	650.00	-	650.00
	100	100.00 %	650.00	-	650.00	-	650.00

Allocation Basis: Direct Allocation

Allocation Source: Direct Allocation

KNOX COUNTY, TN  
1013910 - MAIL ROOM - OPERATING

	Total	Mail Room	MR General Government
<u>Grantee Department</u>			
1010920 - Internal Audit	12.41	12.41	-
1013210 - Law Department	120.19	120.19	-
1013320 - ADA Compliance Office	13.96	13.96	-
1013610 - Human Resources	122.77	122.77	-
1015415 - Health Administration	40.41	40.41	-
1015710 - Finance	2,328.01	2,328.01	-
1016010 - Purchasing	63.75	63.75	-
1016020 - Property Management	2.72	2.72	-
1017910 - Information Technology	16.12	16.12	-
1017920 - Records Management	96.11	96.11	-
1018903 - Sheriff Administration	3,751.61	3,751.61	-
1019710 - County Trustee	18,242.62	18,242.62	-
131 / 2350110 - PW - Administration	8.82	8.82	-
266 / 54000xx - Risk Management Fun	35.78	35.78	-
1015400 - Support Services	1,334.31	1,334.31	-
1010010 - Attorney General's Office	1,120.36	1,120.36	-
1010310 - Circuit Court Clerk's Office	1,402.95	1,402.95	-
1010320 - Civil Sessions Clerk's Office	629.06	629.06	-
1010610 - Probate Court	1,703.67	1,703.67	-
1010620 - Chancery Court	2,565.83	2,565.83	-
1010910 - County Commission Office	18.58	18.58	-
1011210 - County Clerk's Office	16,127.60	16,127.60	-
1011510 - 4th Circuit Court Clerk's Of	3,837.78	3,837.78	-
1011520 - Criminal Court Clerk's Offic	1,136.54	1,136.54	-
1011530 - Criminal Sessions Clerk's O	2,767.85	2,767.85	-
1011810 - Election Commission Office	4,943.38	4,943.38	-
1012110 - Circuit Court Judge's Office	2.90	2.90	-
1012120 - 4th Circuit Court Judge's O	78.02	78.02	-
1012130 - Criminal Court Judge's Offic	3.43	3.43	-
1012140 - General Sessions Court Ju	8.08	8.08	-
1012150 - Jury Commission	772.16	772.16	-
1013310 - County Mayor	95.77	95.77	-
1014210 - Probation Office	43.22	43.22	-
1014830 - Recreation Administration	31.22	31.22	-
1015142 - Senior Center & Volunteer S	3.61	3.61	-
1015146 - South Knox Senior Center	1.58	1.58	-
1015160 - Veterans' Services	86.46	86.46	-
1015406 - Dental Services	139.91	139.91	-
1015412 - Food & Restaurant Inspecti	192.30	192.30	-
1015433 - Pharmacy	26.69	26.69	-
1015448 - Ground Water Services	23.36	23.36	-
1015451 - Vector Control Services	97.30	97.30	-
1015463 - Community Health Services	45.56	45.56	-
1017510 - Fire Prevention	61.88	61.88	-
1017520 - Soil Conservation District	99.87	99.87	-
1017530 - Codes Administration	606.52	606.52	-
1018110 - Sheriff's Dept Merit System	190.02	190.02	-
1018310 - Property Assessor	15,546.91	15,546.91	-
1018710 - Register of Deeds Office	2,825.38	2,825.38	-
1018912 - Training	84.26	84.26	-
1018921 - Patrol	122.42	122.42	-
1018960 - Correctional Facilities	34.60	34.60	-
131 / 2350120 - PW - Highway Projec	5.55	5.55	-
131 / 2350130 - PW - Stormwater Man	57.49	57.49	-
131 / 2350135 - Stormwater Ordinance	57.90	57.90	-
131 / 2350210 - PW - Highway & Bridg	1.13	1.13	-
131 / 2350410 - PW - Engineering	158.02	158.02	-
FD 102 / 105 - General Fund Grants	877.98	877.98	-
FD 115 / 205 - Public Library Fund	6,548.28	6,548.28	-
FD 116 / 210 - Solid Waste Fund	54.26	54.26	-

FD 122 / 230 - Drug Control Fund	65.09	65.09	-
FD 128 / 215 - Air Quality Fund	1,233.48	1,233.48	-
FD 141 / 240 - General Purpose Scho	7,868.67	7,868.67	-
FD 146 / 245 - School Project Fund	1,497.49	1,497.49	-
FD 263 / 580 - Self Ins. Health Care F	516.09	516.09	-
FD 270 / 520 - Employees Benefit Fun	819.93	819.93	-
FD 950 / 920 - MPC Fund	1,125.42	1,125.42	-
General Government	650.00	-	650.00
	<hr/>	<hr/>	<hr/>
	105,203.39	104,553.39	650.00
	<hr/>	<hr/>	<hr/>

**Knox County, Tennessee  
OMB A-87 Cost Allocation Plan**

**Health Administration (1015415)  
Nature and Extent of Services**

The Health Administration division has primary responsibility for the oversight and management of all County health related programs and divisions. Specific activities include:

- Management of all Health departments
- Fiscal oversight of operating budgets
- Supervision of personnel

This section is included to capture the administrative costs associated with managing the various programs and divisions within the Health Department. Costs have been allocated as follows:

**Department Administration** – Costs are allocated based on the number of FTE's supervised.

KNOX COUNTY, TN  
1015415 - HEALTH ADMINISTRATION

Functions:	Total	GeneralAdmin	Health Administration
<b>Expenditures:</b>			
Salaries & Wages	732,543.42	-	732,543.42
Related Benefits	213,960.20	-	213,960.20
Services	21,034.46	-	21,034.46
Supplies / Materials	9,441.93	-	9,441.93
<b>Total Expenditures</b>	<b>976,980.01</b>	<b>-</b>	<b>976,980.01</b>
General & Administrative Allocation	-	-	-
<b>Incoming Costs</b>			
<b>1st Allocation</b>			
1010920 - Internal Audit	790.11	790.11	-
1013210 - Law Department	1,015.18	1,015.18	-
1013320 - ADA Compliance Office	1,609.28	1,609.28	-
1013610 - Human Resources	2,951.33	2,951.33	-
1013910 - Mail Room - Operating	36.41	36.41	-
<b>Total 1st Allocation</b>	<b>6,402.31</b>	<b>6,402.31</b>	<b>-</b>
General & Administrative Allocation	-	(6,402.31)	6,402.31
<b>Total 1st Tier Allocation</b>	<b>983,382.32</b>	<b>-</b>	<b>983,382.32</b>
<b>2nd Allocation</b>			
1010920 - Internal Audit	52.87	52.87	-
1013210 - Law Department	55.70	55.70	-
1013320 - ADA Compliance Office	21.92	21.92	-
1013610 - Human Resources	128.54	128.54	-
1013910 - Mail Room - Operating	4.00	4.00	-
1015710 - Finance	5,586.98	5,586.98	-
1016010 - Purchasing	1,489.85	1,489.85	-
1016020 - Property Management	14,298.16	14,298.16	-
1016050 - e-Government Purchasing	5,408.79	5,408.79	-
1016930 - Auditing Contract	2,590.37	2,590.37	-
1017910 - Information Technology	614,687.90	614,687.90	-
1017920 - Records Management	52,994.82	52,994.82	-
1019710 - County Trustee	2,513.81	2,513.81	-
<b>Total 2nd Allocation</b>	<b>699,833.71</b>	<b>699,833.71</b>	<b>-</b>
General & Administrative Allocation	-	(699,833.71)	699,833.71
<b>Total 2nd Tier Allocation</b>	<b>699,833.71</b>	<b>-</b>	<b>699,833.71</b>
<b>Total Incoming Costs</b>	<b>706,236.01</b>	<b>-</b>	<b>706,236.01</b>
<b>Total Allocated Cost</b>	<b>1,683,216.02</b>	<b>-</b>	<b>1,683,216.02</b>

KNOX COUNTY, TN  
1015415 - HEALTH ADMINISTRATION

Department: 1015415 - Health Administration  
Function: Health Administration

Total 1st Tier Allocation \$ 983,382.32  
Total 2nd Tier Allocation 699,833.71

Total Allocation Cost \$ 1,683,216.02

	Allocation Units	Allocated Percentage	Gross Allocation	Direct Billed	1st Tier Allocation	2nd Tier Allocation	Total Allocated
<u>Grantee Department</u>							
1015400 - Support Services	35	24.14 %	237,368.15	-	237,368.15	168,925.38	406,293.52
1015403 - Preventive Health Services	29	20.00 %	196,676.46	-	196,676.46	139,966.74	336,643.20
1015406 - Dental Services	13	8.62 %	84,774.34	-	84,774.34	60,330.49	145,104.83
1015412 - Food & Restaurant Inspection	13	8.97 %	88,165.31	-	88,165.31	62,743.71	150,909.02
1015433 - Pharmacy	2	1.38 %	13,563.89	-	13,563.89	9,652.88	23,216.77
1015442 - School Health Program	1	0.69 %	6,781.95	-	6,781.95	4,826.44	11,608.39
1015445 - Social Services	9	6.21 %	61,037.52	-	61,037.52	43,437.95	104,475.48
1015448 - Ground Water Services	8	5.17 %	50,864.60	-	50,864.60	36,198.30	87,062.90
1015454 - Disease Surveillance & Investigatic	7	4.83 %	47,473.63	-	47,473.63	33,785.08	81,258.70
1015457 - Vital Records	4	2.76 %	27,127.79	-	27,127.79	19,305.76	46,433.55
1015460 - Women's Health Services	3	2.07 %	20,345.84	-	20,345.84	14,479.32	34,825.16
1015463 - Community Health Services	17	11.72 %	115,293.10	-	115,293.10	82,049.47	197,342.57
1017720 - Dirty Lot Ordinance	5	3.45 %	33,909.74	-	33,909.74	24,132.20	58,041.93
	<u>145</u>	<u>100.00 %</u>	<u>983,382.32</u>	<u>-</u>	<u>983,382.32</u>	<u>699,833.71</u>	<u>1,683,216.02</u>

Allocation Basis: Number of Supervised FTE's per Department

Allocation Source: FY 2012 - 13 Budget Report



KNOX COUNTY, TN  
1015415 - HEALTH ADMINISTRATION

	Total	Health Administration
<u>Grantee Department</u>		
1015400 - Support Services	406,293.52	406,293.52
1015403 - Preventive Health Services	336,643.20	336,643.20
1015406 - Dental Services	145,104.83	145,104.83
1015412 - Food & Restaurant Inspecti	150,909.02	150,909.02
1015433 - Pharmacy	23,216.77	23,216.77
1015442 - School Health Program	11,608.39	11,608.39
1015445 - Social Services	104,475.48	104,475.48
1015448 - Ground Water Services	87,062.90	87,062.90
1015454 - Disease Surveillance & Inve	81,258.70	81,258.70
1015457 - Vital Records	46,433.55	46,433.55
1015460 - Women's Health Services	34,825.16	34,825.16
1015463 - Community Health Services	197,342.57	197,342.57
1017720 - Dirty Lot Ordinance	58,041.93	58,041.93
	<hr/>	<hr/>
	1,683,216.02	1,683,216.02
	<hr/>	<hr/>

**Knox County, Tennessee  
OMB A-87 Cost Allocation Plan**

**Finance (1015710)**

**Nature and Extent of Services**

The Finance Department has primary responsibility for all accounting, budgeting, and reporting of financial activities for all County departments. The department monitors compliance with county guidelines, procedures, recording of payment and financial data, and producing disbursement checks in accurate and timely manner. Specific activities include:

- Accounts Payable
- Accounts Receivable
- General Accounting and Financial Reporting
- Payroll
- Management and Planning

The Department also prepares the County's Comprehensive Annual Financial Report (CAFR) and the Knox County annual adopted budget report. Costs for the Finance Department have been allocated as follows:

**Budget** – Costs are allocated based on the total operating expenditures per department.

**Accounting** – Costs are allocated based on the number of accounting transactions processed per department.

**Accounts Payable** – Costs are allocated based on the number of accounts payable transactions processed per department.

**Payroll** – Costs are allocated based on the number of paychecks processed per department.

KNOX COUNTY, TN  
1015710 - FINANCE

Functions:	Total	GeneralAdmin	Budget	Accounting
<b>Expenditures:</b>				
Salaries & Wages	1,312,916.99	282,453.61	132,065.52	462,412.02
Related Benefits	379,610.28	81,667.22	38,184.77	133,699.51
Services	73,612.47	15,836.58	7,404.63	25,926.46
Supplies / Materials	28,152.92	6,056.65	2,831.89	9,915.52
Other	650.00	-	-	-
<b>Total Expenditures</b>	<b>1,794,942.66</b>	<b>386,014.06</b>	<b>180,486.81</b>	<b>631,953.51</b>
General & Administrative Allocation	-	(386,014.06)	49,472.06	173,220.65
<b>Incoming Costs</b>				
<b>1st Allocation</b>				
Equipment Use Charges	11,285.26	11,285.26	-	-
Building Use	6,783.82	6,783.82	-	-
1010920 - Internal Audit	1,050.65	1,050.65	-	-
1013210 - Law Department	1,865.13	1,865.13	-	-
1013320 - ADA Compliance Office	694.73	694.73	-	-
1013610 - Human Resources	6,394.54	6,394.54	-	-
1013910 - Mail Room - Operating	2,097.47	2,097.47	-	-
<b>Total 1st Allocation</b>	<b>30,171.60</b>	<b>30,171.60</b>	<b>-</b>	<b>-</b>
General & Administrative Allocation	-	(30,171.60)	3,866.83	13,539.26
<b>Total 1st Tier Allocation</b>	<b>1,825,114.26</b>	<b>-</b>	<b>233,825.70</b>	<b>818,713.42</b>
<b>2nd Allocation</b>				
1010920 - Internal Audit	70.30	70.30	-	-
1013210 - Law Department	102.33	102.33	-	-
1013320 - ADA Compliance Office	47.50	47.50	-	-
1013610 - Human Resources	278.50	278.50	-	-
1013910 - Mail Room - Operating	230.54	230.54	-	-
1016010 - Purchasing	319.25	319.25	-	-
1016020 - Property Management	2,962.99	2,962.99	-	-
1016050 - e-Government Purchasing	828.88	828.88	-	-
1016930 - Auditing Contract	3,444.56	3,444.56	-	-
1017910 - Information Technology	64,981.36	64,981.36	-	-
1017920 - Records Management	18,688.35	18,688.35	-	-
1019710 - County Trustee	3,342.76	3,342.76	-	-
266 / 54000xx - Risk Management Fun	37.61	37.61	-	-
<b>Total 2nd Allocation</b>	<b>95,334.94</b>	<b>95,334.94</b>	<b>-</b>	<b>-</b>
General & Administrative Allocation	-	(95,334.94)	12,218.25	42,780.78
<b>Total 2nd Tier Allocation</b>	<b>95,334.94</b>	<b>-</b>	<b>12,218.25</b>	<b>42,780.78</b>
<b>Total Incoming Costs</b>	<b>125,506.54</b>	<b>-</b>	<b>16,085.08</b>	<b>56,320.04</b>
<b>Total Allocated Cost</b>	<b>1,920,449.20</b>	<b>-</b>	<b>246,043.95</b>	<b>861,494.20</b>

KNOX COUNTY, TN  
1015710 - FINANCE

Functions:	Accounts Payable	Payroll	FIN General Government
Expenditures:			
Salaries & Wages	230,374.58	205,611.26	-
Related Benefits	66,609.36	59,449.42	-
Services	12,916.61	11,528.19	-
Supplies / Materials	4,939.93	4,408.93	-
Other	-	-	650.00
<b>Total Expenditures</b>	<b>314,840.48</b>	<b>280,997.80</b>	<b>650.00</b>
General & Administrative Allocation	86,298.87	77,022.47	-
Incoming Costs			
1st Allocation			
Equipment Use Charges	-	-	-
Building Use	-	-	-
1010920 - Internal Audit	-	-	-
1013210 - Law Department	-	-	-
1013320 - ADA Compliance Office	-	-	-
1013610 - Human Resources	-	-	-
1013910 - Mail Room - Operating	-	-	-
<b>Total 1st Allocation</b>	<b>-</b>	<b>-</b>	<b>-</b>
General & Administrative Allocation	6,745.29	6,020.22	-
<b>Total 1st Tier Allocation</b>	<b>407,884.64</b>	<b>364,040.50</b>	<b>650.00</b>
2nd Allocation			
1010920 - Internal Audit	-	-	-
1013210 - Law Department	-	-	-
1013320 - ADA Compliance Office	-	-	-
1013610 - Human Resources	-	-	-
1013910 - Mail Room - Operating	-	-	-
1016010 - Purchasing	-	-	-
1016020 - Property Management	-	-	-
1016050 - e-Government Purchasing	-	-	-
1016930 - Auditing Contract	-	-	-
1017910 - Information Technology	-	-	-
1017920 - Records Management	-	-	-
1019710 - County Trustee	-	-	-
266 / 54000xx - Risk Management Fun	-	-	-
<b>Total 2nd Allocation</b>	<b>-</b>	<b>-</b>	<b>-</b>
General & Administrative Allocation	21,313.47	19,022.45	-
<b>Total 2nd Tier Allocation</b>	<b>21,313.47</b>	<b>19,022.45</b>	<b>-</b>
<b>Total Incoming Costs</b>	<b>28,058.75</b>	<b>25,042.67</b>	<b>-</b>
<b>Total Allocated Cost</b>	<b>429,198.10</b>	<b>383,062.95</b>	<b>650.00</b>

KNOX COUNTY, TN  
1015710 - FINANCE

Department: 1015710 - Finance  
Function: Budget

Total 1st Tier Allocation \$ 233,825.70  
Total 2nd Tier Allocation 12,218.25

Total Allocation Cost \$ 246,043.95

	Allocation Units	Allocated Percentage	Gross Allocation	Direct Billed	1st Tier Allocation	2nd Tier Allocation	Total Allocated
<b>Grantee Department</b>							
1010920 - Internal Audit	225,286.67	0.04 %	87.86	-	87.86	-	87.86
1013210 - Law Department	1,654,353.77	0.28 %	645.20	-	645.20	-	645.20
1013320 - ADA Compliance Office	84,131.26	0.01 %	32.81	-	32.81	-	32.81
1013610 - Human Resources	647,826.11	0.11 %	252.65	-	252.65	-	252.65
1013910 - Mail Room - Operating	93,788.34	0.02 %	36.58	-	36.58	-	36.58
1015415 - Health Administration	976,980.01	0.16 %	381.02	-	381.02	-	381.02
1016010 - Purchasing	842,809.95	0.14 %	328.70	-	328.70	17.28	345.98
1016020 - Property Management	313,745.50	0.05 %	122.36	-	122.36	6.43	128.79
1016050 - e-Government Purchasing	122,087.24	0.02 %	47.61	-	47.61	2.50	50.12
1016930 - Auditing Contract	316,599.00	0.05 %	123.47	-	123.47	6.49	129.97
1017910 - Information Technology	4,802,422.87	0.80 %	1,872.95	-	1,872.95	98.47	1,971.42
1017920 - Records Management	333,239.85	0.06 %	129.96	-	129.96	6.83	136.80
1018903 - Sheriff Administration	12,688,921.24	2.12 %	4,948.69	-	4,948.69	260.18	5,208.87
1019710 - County Trustee	584,738.79	0.10 %	228.05	-	228.05	11.99	240.04
131 / 2350110 - PW - Administration	458,699.21	0.08 %	178.89	-	178.89	9.41	188.30
266 / 54000xx - Risk Management Fund	3,773,953.14	0.63 %	1,471.84	-	1,471.84	77.38	1,549.23
1015400 - Support Services	2,154,538.45	0.36 %	840.27	-	840.27	44.18	884.45
1010010 - Attorney General's Office	2,596,590.59	0.43 %	1,012.67	-	1,012.67	53.24	1,065.91
1010020 - Bad Check Unit	99,538.89	0.02 %	38.82	-	38.82	2.04	40.86
1010310 - Circuit Court Clerk's Office	64,285.02	0.01 %	25.07	-	25.07	1.32	26.39
1010320 - Civil Sessions Clerk's Office	45,869.02	0.01 %	17.89	-	17.89	.94	18.83
1010330 - IV-D Child Support Clerk's Office	799,102.93	0.13 %	311.65	-	311.65	16.39	328.04
1010610 - Probate Court	34,803.20	0.01 %	13.57	-	13.57	.71	14.29
1010620 - Chancery Court	67,758.30	0.01 %	26.43	-	26.43	1.39	27.82
1010910 - County Commission Office	539,673.88	0.09 %	210.47	-	210.47	11.07	221.54
1010915 - Commission Discretionary	35,410.00	0.01 %	13.81	-	13.81	.73	14.54
1010925 - Audit Committee	5,400.74	0.00 %	2.11	-	2.11	.11	2.22
1010930 - Codes Commission	9,306.68	0.00 %	3.63	-	3.63	.19	3.82
1011210 - County Clerk's Office	522,143.87	0.09 %	203.64	-	203.64	10.71	214.34
1011510 - 4th Circuit Court Clerk's Office	73,505.53	0.01 %	28.67	-	28.67	1.51	30.17
1011520 - Criminal Court Clerk's Office	91,543.29	0.02 %	35.70	-	35.70	1.88	37.58
1011530 - Criminal Sessions Clerk's Office	108,025.89	0.02 %	42.13	-	42.13	2.22	44.35
1011810 - Election Commission Office	1,732,783.67	0.29 %	675.79	-	675.79	35.53	711.32
1012110 - Circuit Court Judge's Office	9,002.72	0.00 %	3.51	-	3.51	.18	3.70
1012120 - 4th Circuit Court Judge's Office	10,675.23	0.00 %	4.16	-	4.16	.22	4.38
1012130 - Criminal Court Judge's Office	150,368.65	0.03 %	58.64	-	58.64	3.08	61.73
1012140 - General Sessions Court Judges	1,657,297.20	0.28 %	646.35	-	646.35	33.98	680.33
1012150 - Jury Commission	219,731.27	0.04 %	85.70	-	85.70	4.51	90.20

1012410 - Juvenile Court Judges	2,882,984.57	0.48 %	1,124.37	-	1,124.37	59.12	1,183.48
1012420 - IV-D Referee Program	360,254.43	0.06 %	140.50	-	140.50	7.39	147.89
1012710 - Juvenile Court Clerk's Office	574,921.07	0.10 %	224.22	-	224.22	11.79	236.01
1013010 - Juvenile Service Center	3,151,304.25	0.53 %	1,229.01	-	1,229.01	64.62	1,293.63
1013011 - Juvenile Service Center Donations	383.69	0.00 %	.15	-	.15	.01	.16
1013310 - County Mayor	719,292.94	0.12 %	280.52	-	280.52	14.75	295.27
1013362 - Family Justice Center	62,414.63	0.01 %	24.34	-	24.34	1.28	25.62
1013370 - UT/Knox County Extension	320,628.59	0.05 %	125.05	-	125.05	6.57	131.62
1013380 - Mayor's Education Summit	2,601,874.00	0.43 %	1,014.73	-	1,014.73	53.35	1,068.08
1014210 - Probation Office	597,979.27	0.10 %	233.21	-	233.21	12.26	245.47
1014810 - Park Maintenance	2,612,781.74	0.44 %	1,018.99	-	1,018.99	53.57	1,072.56
1014825 - U.S. Soccer Complex	2,377.50	0.00 %	.93	-	.93	.05	.98
1014830 - Recreation Administration	763,274.61	0.13 %	297.68	-	297.68	15.65	313.33
1014832 - New Harvest Farmer's Market	3,453.25	0.00 %	1.35	-	1.35	.07	1.42
1014840 - Park Improvement-Amusement	178,473.56	0.03 %	69.60	-	69.60	3.66	73.26
1014845 - Parks & Recreation	277,963.91	0.05 %	108.41	-	108.41	5.70	114.11
1015120 - Indigents Asst. (CAC/Pauper)	221,063.00	0.04 %	86.21	-	86.21	4.53	90.75
1015130 - Economic and Dev. Grants	1,983,862.88	0.33 %	773.71	-	773.71	40.68	814.39
1015135 - John Tarleton Home	754,026.00	0.13 %	294.07	-	294.07	15.46	309.53
1015140 - Community Outreach	113,465.96	0.02 %	44.25	-	44.25	2.33	46.58
1015141 - Constituent Services	111,837.02	0.02 %	43.62	-	43.62	2.29	45.91
1015142 - Senior Center & Volunteer Service	67,261.52	0.01 %	26.23	-	26.23	1.38	27.61
1015143 - Senior Picnic	10,711.22	0.00 %	4.18	-	4.18	.22	4.40
1015145 - Frank Strang Senior Center	83,886.59	0.01 %	32.72	-	32.72	1.72	34.44
1015146 - South Knox Senior Center	79,867.92	0.01 %	31.15	-	31.15	1.64	32.79
1015147 - Halls Senior Center	89,377.42	0.01 %	34.86	-	34.86	1.83	36.69
1015148 - Corryton Senior Center	73,962.31	0.01 %	28.85	-	28.85	1.52	30.36
1015149 - Carter Senior Center	86,317.79	0.01 %	33.66	-	33.66	1.77	35.43
1015160 - Veterans' Services	86,138.57	0.01 %	33.59	-	33.59	1.77	35.36
1015165 - Office of Neighborhoods / Commur	182,732.46	0.03 %	71.27	-	71.27	3.75	75.01
1015403 - Preventive Health Services	2,480,551.20	0.41 %	967.42	-	967.42	50.86	1,018.28
1015406 - Dental Services	970,708.84	0.16 %	378.58	-	378.58	19.90	398.48
1015409 - Emergency Medical Services	810,144.80	0.14 %	315.96	-	315.96	16.61	332.57
1015412 - Food & Restaurant Inspection	816,134.46	0.14 %	318.29	-	318.29	16.73	335.03
1015424 - Medial & Dental-Indigent Care	4,749,506.00	0.79 %	1,852.31	-	1,852.31	97.39	1,949.70
1015433 - Pharmacy	163,855.66	0.03 %	63.90	-	63.90	3.36	67.26
1015436 - Primary Care Services	274,764.31	0.05 %	107.16	-	107.16	5.63	112.79
1015439 - Animal Control	11,140.98	0.00 %	4.34	-	4.34	.23	4.57
1015442 - School Health Program	422,903.11	0.07 %	164.93	-	164.93	8.67	173.60
1015445 - Social Services	375,857.77	0.06 %	146.58	-	146.58	7.71	154.29
1015448 - Ground Water Services	421,293.08	0.07 %	164.30	-	164.30	8.64	172.94
1015451 - Vector Control Services	6,551.94	0.00 %	2.56	-	2.56	.13	2.69
1015454 - Disease Surveillance & Investigatic	310,976.60	0.05 %	121.28	-	121.28	6.38	127.66
1015457 - Vital Records	233,271.28	0.04 %	90.98	-	90.98	4.78	95.76
1015460 - Women's Health Services	344,884.66	0.06 %	134.51	-	134.51	7.07	141.58
1015463 - Community Health Services	1,186,307.59	0.20 %	462.66	-	462.66	24.33	486.99
1015465 - Child Car Seat Program	23,445.08	0.00 %	9.14	-	9.14	.48	9.62
1015467 - Community Health Services Grant	76,384.64	0.01 %	29.79	-	29.79	1.57	31.36
1016025 - Inop Car Lot/Sale Junk Cars	3,269.20	0.00 %	1.27	-	1.27	.07	1.34
1016030 - Building Maintenance	557,869.58	0.09 %	217.57	-	217.57	11.44	229.01
1016310 - Property and Liability Insurance	30,536.64	0.01 %	11.91	-	11.91	.63	12.54
1016605 - Planning	546,000.00	0.09 %	212.94	-	212.94	11.20	224.14
1016610 - GIS	314,656.65	0.05 %	122.72	-	122.72	6.45	129.17
1016615 - Payments to Cities	143,211.43	0.02 %	55.85	-	55.85	2.94	58.79
1016620 - Emergency Management	55,529.00	0.01 %	21.66	-	21.66	1.14	22.79
1016635 - CAC Housing	1,559,919.00	0.26 %	608.37	-	608.37	31.99	640.36

1016645 - Other Operating Transfers	13,391,551.71	2.23 %	5,222.71	-	5,222.71	274.59	5,497.30
1016920 - Equipment	947,416.63	0.16 %	369.49	-	369.49	19.43	388.92
1016940 - Cases Charged to County	512,836.83	0.09 %	200.01	-	200.01	10.52	210.52
1016950 - Miscellaneous	632,574.18	0.11 %	246.70	-	246.70	12.97	259.68
1016955 - PBA Management & Operations	6,400,000.00	1.07 %	2,496.00	-	2,496.00	131.23	2,627.23
1016980 - Emp Ben General Fund	1,091,000.00	0.18 %	425.49	-	425.49	22.37	447.86
1017210 - Community Mediation Center	148,038.65	0.02 %	57.74	-	57.74	3.04	60.77
1017510 - Fire Prevention	642,476.90	0.11 %	250.57	-	250.57	13.17	263.74
1017520 - Soil Conservation District	111,149.19	0.02 %	43.35	-	43.35	2.28	45.63
1017530 - Codes Administration	1,455,424.58	0.24 %	567.62	-	567.62	29.84	597.46
1017720 - Dirty Lot Ordinance	300,509.77	0.05 %	117.20	-	117.20	6.16	123.36
1018110 - Sheriff's Dept Merit System	256,236.59	0.04 %	99.93	-	99.93	5.25	105.19
1018310 - Property Assessor	3,186,994.93	0.53 %	1,242.93	-	1,242.93	65.35	1,308.28
1018320 - Equalization Board	27,232.05	0.00 %	10.62	-	10.62	.56	11.18
1018510 - Public Defender	1,586,315.86	0.26 %	618.66	-	618.66	32.53	651.19
1018710 - Register of Deeds Office	78,398.19	0.01 %	30.58	-	30.58	1.61	32.18
1018720 - Register of Deeds-Data Proc	138,699.83	0.02 %	54.09	-	54.09	2.84	56.94
1018900 - Court Officers	24,108.59	0.00 %	9.40	-	9.40	.49	9.90
1018906 - Records & Communication	399,247.51	0.07 %	155.71	-	155.71	8.19	163.89
1018912 - Training	164,161.31	0.03 %	64.02	-	64.02	3.37	67.39
1018915 - Planning & Development	8,821.49	0.00 %	3.44	-	3.44	.18	3.62
1018918 - Stop Violence Against Women	34,625.13	0.01 %	13.50	-	13.50	.71	14.21
1018921 - Patrol	46,123,596.42	7.69 %	17,988.23	-	17,988.23	945.76	18,933.98
1018924 - Warrants	329,756.68	0.06 %	128.61	-	128.61	6.76	135.37
1018927 - Detectives	274,642.17	0.05 %	107.11	-	107.11	5.63	112.74
1018930 - Forensics	61,442.96	0.01 %	23.96	-	23.96	1.26	25.22
1018933 - Juvenile Division	31,475.63	0.01 %	12.28	-	12.28	.65	12.92
1018936 - Special Teams	27,225.19	0.00 %	10.62	-	10.62	.56	11.18
1018938 - Chaplain's Fund	495.77	0.00 %	.19	-	.19	.01	.20
1018940 - Senior Citizens Awareness	1,431.48	0.00 %	.56	-	.56	.03	.59
1018942 - Narcotics	385,005.33	0.06 %	150.15	-	150.15	7.89	158.05
1018943 - Vice	4,566.39	0.00 %	1.78	-	1.78	.09	1.87
1018945 - Internal Affairs	14,277.66	0.00 %	5.57	-	5.57	.29	5.86
1018948 - Special Services	113,750.80	0.02 %	44.36	-	44.36	2.33	46.70
1018951 - DARE Donations	2,256.62	0.00 %	.88	-	.88	.05	.93
1018952 - Teen Academy-Sheriff	3,807.41	0.00 %	1.48	-	1.48	.08	1.56
1018953 - Sexual Offender Registry	17,840.26	0.00 %	6.96	-	6.96	.37	7.32
1018954 - Interest Earned-Inmates	2,128.00	0.00 %	.83	-	.83	.04	.87
1018956 - Honor Guard Golf Tournament	25,212.64	0.00 %	9.83	-	9.83	.52	10.35
1018957 - Auxiliary Services	388,247.67	0.06 %	151.42	-	151.42	7.96	159.38
1018960 - Correctional Facilities	6,731,225.30	1.12 %	2,625.18	-	2,625.18	138.02	2,763.20
1018967 - Helen R McNabb Interchange	110,637.35	0.02 %	43.15	-	43.15	2.27	45.42
1018969 - Jail Commissary	722,880.96	0.12 %	281.92	-	281.92	14.82	296.75
1018972 - Medical Examiner	1,026,850.86	0.17 %	400.47	-	400.47	21.06	421.53
1018985 - Sheriff's K-9 Donations	2,586.74	0.00 %	1.01	-	1.01	.05	1.06
1018990 - KCSO Reserve Training Academy	1,247.50	0.00 %	.49	-	.49	.03	.51
1018993 - Sheriff Animal Control	66,586.43	0.01 %	25.97	-	25.97	1.37	27.33
1018995 - Sheriff Juvenile Court Officers	39,282.62	0.01 %	15.32	-	15.32	.81	16.13
131 / 2350120 - PW - Highway Project Manag	248,944.89	0.04 %	97.09	-	97.09	5.10	102.19
131 / 2350130 - PW - Stormwater Manageme	1,117,406.97	0.19 %	435.79	-	435.79	22.91	458.70
131 / 2350135 - Stormwater Ordinance Violat	13,647.72	0.00 %	5.32	-	5.32	.28	5.60
131 / 2350210 - PW - Highway & Bridge Main	7,805,535.80	1.30 %	3,044.16	-	3,044.16	160.05	3,204.21
131 / 2350220 - PW - Traffic Control	679,315.27	0.11 %	264.93	-	264.93	13.93	278.86
131 / 2350410 - PW - Engineering	362,460.10	0.06 %	141.36	-	141.36	7.43	148.79
131 / 2350425 - Subdivision Foreclosures	478,690.84	0.08 %	186.69	-	186.69	9.82	196.51
261 / 50000XX - Vehicle Service Center Fund	3,518,596.14	0.59 %	1,372.25	-	1,372.25	72.15	1,444.40

FD 101 / 100 - General Fund	2,541,946.87	0.42 %	991.36	-	991.36	52.12	1,043.48
FD 102 / 105 - General Fund Grants	11,663,913.15	1.95 %	4,548.93	-	4,548.93	239.17	4,788.10
FD 114 / 200 - Governmental Library Fund	144,097.71	0.02 %	56.20	-	56.20	2.95	59.15
FD 115 / 205 - Public Library Fund	12,289,629.40	2.05 %	4,792.96	-	4,792.96	252.00	5,044.96
FD 116 / 210 - Solid Waste Fund	3,688,872.18	0.62 %	1,438.66	-	1,438.66	75.64	1,514.30
FD 122 / 230 - Drug Control Fund	690,184.56	0.12 %	269.17	-	269.17	14.15	283.32
FD 123 / 220 - Hotel/Motel Fundwide	5,466,191.04	0.91 %	2,131.82	-	2,131.82	112.08	2,243.90
FD 128 / 215 - Air Quality Fund	1,055,179.41	0.18 %	411.52	-	411.52	21.64	433.16
FD 131 / 235 - Highway Fundwide	705,249.81	0.12 %	275.05	-	275.05	14.46	289.51
FD 142 / 250 - School Federal Projects Fund	43,829,514.60	7.31 %	17,093.53	-	17,093.53	898.72	17,992.25
FD 146 / 245 - School Project Fund	19,616,326.65	3.27 %	7,650.38	-	7,650.38	402.23	8,052.61
FD 151 / 300 - Debt Service Fund	65,253,605.92	10.88 %	25,448.94	-	25,448.94	1,338.02	26,786.96
FD 171 / 400 - Public Improvement Fund	29,415,442.12	4.91 %	11,472.04	-	11,472.04	603.16	12,075.20
FD 177 - School Construction Fund	59,962,042.45	10.00 %	23,385.23	-	23,385.23	1,229.52	24,614.74
FD 178 - ADA Construction Fund	354,891.19	0.06 %	138.41	-	138.41	7.28	145.68
FD 263 / 580 - Self Ins. Health Care Fund	24,566,519.12	4.10 %	9,580.95	-	9,580.95	503.73	10,084.69
FD 266 / 540 - Self Insurance Fund	909,840.16	0.15 %	354.84	-	354.84	18.66	373.49
FD 268 / 510 - Mailroom Service	231,020.21	0.04 %	90.10	-	90.10	4.74	94.84
FD 270 / 520 - Employees Benefit Fund	28,332,962.81	4.73 %	11,049.87	-	11,049.87	580.96	11,630.83
FD 274 / 550 - Building Operation Fund	8,916,955.74	1.49 %	3,477.62	-	3,477.62	182.84	3,660.46
FD 276 / 560 - Technical Support Fund	251,115.25	0.04 %	97.94	-	97.94	5.15	103.08
FD 278 / 570 - Capital Leasing Fund	15,165.19	0.00 %	5.91	-	5.91	.31	6.23
FD 351 / 610 - Municipal Sales Tax Fund	40,946,828.35	6.83 %	15,969.28	-	15,969.28	839.61	16,808.89
FD 401 / 700 - Three Ridges Golf Course	1,124,564.90	0.19 %	438.58	-	438.58	23.06	461.64
FD 801 / 993 - Capital Assets General	22,686,926.29	3.78 %	8,847.91	-	8,847.91	465.19	9,313.11
FD 803 / 994 - Capital Assets School	14,913,294.46	2.49 %	5,816.19	-	5,816.19	305.80	6,121.99
FD 950 / 920 - MPC Fund	4,479,151.70	0.75 %	1,746.87	-	1,746.87	91.84	1,838.72
FD 952 / 925 - E-911 Fund	6,405,715.18	1.07 %	2,498.23	-	2,498.23	131.35	2,629.58
FD 954 / 930 - Geographic Information System	2,506,181.28	0.42 %	977.41	-	977.41	51.39	1,028.80
FD 956 / 935 - Railroad Authority Fund	62,716.24	0.01 %	24.46	-	24.46	1.29	25.75
FD 958 / 940 - Animal Welfare Fund	(163,136.76)	-0.03 %	(63.62)	-	(63.62)	(3.35)	(66.97)
FD 999 / 990 - Trustee Operating Fund	9,527,053.44	1.59 %	3,715.56	-	3,715.56	195.35	3,910.91
	<u>\$ 599,552,319.25</u>	<u>100.00 %</u>	<u>233,825.70</u>	<u>-</u>	<u>233,825.70</u>	<u>12,218.25</u>	<u>246,043.95</u>

Allocation Basis: Total Expenses by Dept (Excl. School FD 240x)

Allocation Source: FY 2013 Financial Report from GREAT



KNOX COUNTY, TN  
1015710 - FINANCE

Department: 1015710 - Finance  
Function: Accounting

Total 1st Tier Allocation \$ 818,713.42  
Total 2nd Tier Allocation 42,780.78

Total Allocation Cost \$ 861,494.20

	Allocation Units	Allocated Percentage	Gross Allocation	Direct Billed	1st Tier Allocation	2nd Tier Allocation	Total Allocated
<u>Grantee Department</u>							
1010920 - Internal Audit	442	0.21 %	1,701.79	-	1,701.79	-	1,701.79
1013210 - Law Department	973	0.46 %	3,746.24	-	3,746.24	-	3,746.24
1013320 - ADA Compliance Office	336	0.16 %	1,293.67	-	1,293.67	-	1,293.67
1013610 - Human Resources	576	0.27 %	2,217.71	-	2,217.71	-	2,217.71
1013910 - Mail Room - Operating	331	0.16 %	1,274.41	-	1,274.41	-	1,274.41
1015415 - Health Administration	746	0.35 %	2,872.25	-	2,872.25	-	2,872.25
1016010 - Purchasing	772	0.36 %	2,972.35	-	2,972.35	157.84	3,130.19
1016020 - Property Management	491	0.23 %	1,890.45	-	1,890.45	100.39	1,990.84
1016050 - e-Government Purchasing	182	0.09 %	700.74	-	700.74	37.21	737.95
1016930 - Auditing Contract	38	0.02 %	146.31	-	146.31	7.77	154.08
1017910 - Information Technology	1,561	0.73 %	6,010.16	-	6,010.16	319.16	6,329.32
1017920 - Records Management	621	0.29 %	2,390.97	-	2,390.97	126.97	2,517.94
1018903 - Sheriff Administration	2,190	1.03 %	8,431.93	-	8,431.93	447.77	8,879.70
1019710 - County Trustee	864	0.41 %	3,326.57	-	3,326.57	176.65	3,503.22
131 / 2350110 - PW - Administration	597	0.28 %	2,298.57	-	2,298.57	122.06	2,420.63
266 / 54000xx - Risk Management Fund	1,348	0.63 %	5,190.06	-	5,190.06	275.61	5,465.68
1015400 - Support Services	1,740	0.82 %	6,699.34	-	6,699.34	355.76	7,055.10
1010010 - Attorney General's Office	1,247	0.59 %	4,801.19	-	4,801.19	254.96	5,056.16
1010020 - Bad Check Unit	85	0.04 %	327.27	-	327.27	17.38	344.65
1010310 - Circuit Court Clerk's Office	279	0.13 %	1,074.20	-	1,074.20	57.04	1,131.25
1010320 - Civil Sessions Clerk's Office	138	0.06 %	531.33	-	531.33	28.22	559.54
1010330 - IV-D Child Support Clerk's Office	618	0.29 %	2,379.42	-	2,379.42	126.36	2,505.78
1010610 - Probate Court	252	0.12 %	970.25	-	970.25	51.52	1,021.77
1010620 - Chancery Court	320	0.15 %	1,232.06	-	1,232.06	65.43	1,297.49
1010910 - County Commission Office	698	0.33 %	2,687.44	-	2,687.44	142.71	2,830.15
1010915 - Commission Discretionary	92	0.04 %	354.22	-	354.22	18.81	373.03
1010925 - Audit Committee	12	0.01 %	46.20	-	46.20	2.45	48.66
1010930 - Codes Commission	5	0.00 %	19.25	-	19.25	1.02	20.27
1010935 - Retirement Office Operations	47	0.02 %	180.96	-	180.96	9.61	190.57
1011210 - County Clerk's Office	2,565	1.21 %	9,875.75	-	9,875.75	524.44	10,400.19
1011510 - 4th Circuit Court Clerk's Office	244	0.11 %	939.45	-	939.45	49.89	989.34
1011520 - Criminal Court Clerk's Office	373	0.18 %	1,436.12	-	1,436.12	76.26	1,512.39
1011530 - Criminal Sessions Clerk's Office	312	0.15 %	1,201.26	-	1,201.26	63.79	1,265.05
1011810 - Election Commission Office	805	0.38 %	3,099.41	-	3,099.41	164.59	3,264.00
1012110 - Circuit Court Judge's Office	105	0.05 %	404.27	-	404.27	21.47	425.74
1012120 - 4th Circuit Court Judge's Office	113	0.05 %	435.07	-	435.07	23.10	458.18
1012130 - Criminal Court Judge's Office	567	0.27 %	2,183.06	-	2,183.06	115.93	2,298.99
1012140 - General Sessions Court Judges	570	0.27 %	2,194.61	-	2,194.61	116.54	2,311.15

1012150 - Jury Commission	4,641	2.18 %	17,868.76	-	17,868.76	948.90	18,817.66
1012410 - Juvenile Court Judges	1,107	0.52 %	4,262.17	-	4,262.17	226.34	4,488.50
1012420 - IV-D Referee Program	345	0.16 %	1,328.32	-	1,328.32	70.54	1,398.86
1012710 - Juvenile Court Clerk's Office	585	0.28 %	2,252.36	-	2,252.36	119.61	2,371.97
1013010 - Juvenile Service Center	1,427	0.67 %	5,494.23	-	5,494.23	291.76	5,785.99
1013011 - Juvenile Service Center Donations	2	0.00 %	7.70	-	7.70	.41	8.11
1013310 - County Mayor	758	0.36 %	2,918.45	-	2,918.45	154.98	3,073.43
1013362 - Family Justice Center	30	0.01 %	115.51	-	115.51	6.13	121.64
1013370 - UT/Knox County Extension	174	0.08 %	669.93	-	669.93	35.58	705.51
1013380 - Mayor's Education Summit	2	0.00 %	7.70	-	7.70	.41	8.11
1014210 - Probation Office	561	0.26 %	2,159.96	-	2,159.96	114.70	2,274.66
1014510 - Office of Neighborhoods	2	0.00 %	7.70	-	7.70	.41	8.11
1014810 - Park Maintenance	2,856	1.34 %	10,996.16	-	10,996.16	583.94	11,580.10
1014825 - U.S. Soccer Complex	4	0.00 %	15.40	-	15.40	.82	16.22
1014830 - Recreation Administration	771	0.36 %	2,968.50	-	2,968.50	157.64	3,126.14
1014832 - New Harvest Farmer's Market	34	0.02 %	130.91	-	130.91	6.95	137.86
1014840 - Park Improvement-Amusement	265	0.12 %	1,020.30	-	1,020.30	54.18	1,074.48
1014845 - Parks & Recreation	286	0.13 %	1,101.16	-	1,101.16	58.48	1,159.63
1015105 - Dept. of Community Development	3	0.00 %	11.55	-	11.55	.61	12.16
1015110 - Community Services Agencies	330	0.16 %	1,270.56	-	1,270.56	67.47	1,338.04
1015120 - Indigents Asst. (CAC/Pauper)	19	0.01 %	73.15	-	73.15	3.88	77.04
1015130 - Economic and Dev. Grants	18	0.01 %	69.30	-	69.30	3.68	72.98
1015135 - John Tarleton Home	13	0.01 %	50.05	-	50.05	2.66	52.71
1015140 - Community Outreach	209	0.10 %	804.69	-	804.69	42.73	847.42
1015141 - Constituent Services	119	0.06 %	458.17	-	458.17	24.33	482.50
1015142 - Senior Center & Volunteer Service	361	0.17 %	1,389.92	-	1,389.92	73.81	1,463.73
1015143 - Senior Picnic	16	0.01 %	61.60	-	61.60	3.27	64.87
1015145 - Frank Strang Senior Center	329	0.15 %	1,266.71	-	1,266.71	67.27	1,333.98
1015146 - South Knox Senior Center	230	0.11 %	885.55	-	885.55	47.03	932.57
1015147 - Halls Senior Center	285	0.13 %	1,097.31	-	1,097.31	58.27	1,155.58
1015148 - Corryton Senior Center	223	0.10 %	858.59	-	858.59	45.59	904.19
1015149 - Carter Senior Center	233	0.11 %	897.10	-	897.10	47.64	944.73
1015160 - Veterans' Services	343	0.16 %	1,320.62	-	1,320.62	70.13	1,390.75
1015165 - Office of Neighborhoods / Commur	435	0.20 %	1,674.84	-	1,674.84	88.94	1,763.78
1015403 - Preventive Health Services	794	0.37 %	3,057.06	-	3,057.06	162.34	3,219.40
1015406 - Dental Services	787	0.37 %	3,030.10	-	3,030.10	160.91	3,191.01
1015409 - Emergency Medical Services	376	0.18 %	1,447.67	-	1,447.67	76.88	1,524.55
1015412 - Food & Restaurant Inspection	433	0.20 %	1,667.13	-	1,667.13	88.53	1,755.67
1015421 - Diagnostic Services	21	0.01 %	80.85	-	80.85	4.29	85.15
1015424 - Medial & Dental-Indigent Care	1,117	0.53 %	4,300.67	-	4,300.67	228.38	4,529.05
1015430 - Pediatric Care Services	20	0.01 %	77.00	-	77.00	4.09	81.09
1015433 - Pharmacy	540	0.25 %	2,079.11	-	2,079.11	110.41	2,189.51
1015436 - Primary Care Services	28	0.01 %	107.81	-	107.81	5.72	113.53
1015439 - Animal Control	19	0.01 %	73.15	-	73.15	3.88	77.04
1015442 - School Health Program	215	0.10 %	827.79	-	827.79	43.96	871.75
1015445 - Social Services	501	0.24 %	1,928.95	-	1,928.95	102.43	2,031.38
1015448 - Ground Water Services	485	0.23 %	1,867.35	-	1,867.35	99.16	1,966.51
1015451 - Vector Control Services	54	0.03 %	207.91	-	207.91	11.04	218.95
1015454 - Disease Surveillance & Investigatic	528	0.25 %	2,032.90	-	2,032.90	107.95	2,140.86
1015457 - Vital Records	386	0.18 %	1,486.18	-	1,486.18	78.92	1,565.10
1015460 - Women's Health Services	339	0.16 %	1,305.22	-	1,305.22	69.31	1,374.53
1015463 - Community Health Services	744	0.35 %	2,864.55	-	2,864.55	152.12	3,016.66
1015465 - Child Car Seat Program	20	0.01 %	77.00	-	77.00	4.09	81.09
1015467 - Community Health Services Grant	16	0.01 %	61.60	-	61.60	3.27	64.87
1016025 - Inop Car Lot/Sale Junk Cars	13	0.01 %	50.05	-	50.05	2.66	52.71
1016030 - Building Maintenance	644	0.30 %	2,479.53	-	2,479.53	131.67	2,611.20

1016310 - Property and Liability Insurance	7	0.00 %	26.95	-	26.95	1.43	28.38
1016605 - Planning	5	0.00 %	19.25	-	19.25	1.02	20.27
1016610 - GIS	7	0.00 %	26.95	-	26.95	1.43	28.38
1016615 - Payments to Cities	8	0.00 %	30.80	-	30.80	1.64	32.44
1016620 - Emergency Management	6	0.00 %	23.10	-	23.10	1.23	24.33
1016635 - CAC Housing	22	0.01 %	84.70	-	84.70	4.50	89.20
1016645 - Other Operating Transfers	40	0.02 %	154.01	-	154.01	8.18	162.19
1016910 - Official's Expense	3	0.00 %	11.55	-	11.55	.61	12.16
1016920 - Equipment	298	0.14 %	1,147.36	-	1,147.36	60.93	1,208.29
1016940 - Cases Charged to County	20	0.01 %	77.00	-	77.00	4.09	81.09
1016950 - Miscellaneous	167	0.08 %	642.98	-	642.98	34.14	677.13
1016955 - PBA Management & Operations	4	0.00 %	15.40	-	15.40	.82	16.22
1016980 - Emp Ben General Fund	7	0.00 %	26.95	-	26.95	1.43	28.38
1017210 - Community Mediation Center	46	0.02 %	177.11	-	177.11	9.41	186.51
1017510 - Fire Prevention	673	0.32 %	2,591.18	-	2,591.18	137.60	2,728.78
1017520 - Soil Conservation District	310	0.15 %	1,193.56	-	1,193.56	63.38	1,256.94
1017530 - Codes Administration	852	0.40 %	3,280.37	-	3,280.37	174.20	3,454.57
1017720 - Dirty Lot Ordinance	272	0.13 %	1,047.25	-	1,047.25	55.61	1,102.87
1018110 - Sheriff's Dept Merit System	494	0.23 %	1,902.00	-	1,902.00	101.00	2,003.00
1018310 - Property Assessor	1,140	0.54 %	4,389.22	-	4,389.22	233.08	4,622.31
1018320 - Equalization Board	15	0.01 %	57.75	-	57.75	3.07	60.82
1018330 - Digitized Mapping	12	0.01 %	46.20	-	46.20	2.45	48.66
1018510 - Public Defender	1,520	0.71 %	5,852.30	-	5,852.30	310.78	6,163.08
1018710 - Register of Deeds Office	332	0.16 %	1,278.27	-	1,278.27	67.88	1,346.15
1018720 - Register of Deeds-Data Proc	269	0.13 %	1,035.70	-	1,035.70	55.00	1,090.70
1018900 - Court Officers	205	0.10 %	789.29	-	789.29	41.91	831.20
1018906 - Records & Communication	487	0.23 %	1,875.05	-	1,875.05	99.57	1,974.62
1018912 - Training	561	0.26 %	2,159.96	-	2,159.96	114.70	2,274.66
1018915 - Planning & Development	175	0.08 %	673.78	-	673.78	35.78	709.56
1018918 - Stop Violence Against Women	261	0.12 %	1,004.90	-	1,004.90	53.36	1,058.27
1018921 - Patrol	6,443	3.03 %	24,806.81	-	24,806.81	1,317.34	26,124.15
1018924 - Warrants	832	0.39 %	3,203.36	-	3,203.36	170.11	3,373.47
1018927 - Detectives	707	0.33 %	2,722.09	-	2,722.09	144.55	2,866.64
1018930 - Forensics	380	0.18 %	1,463.07	-	1,463.07	77.69	1,540.77
1018933 - Juvenile Division	185	0.09 %	712.29	-	712.29	37.83	750.11
1018936 - Special Teams	153	0.07 %	589.08	-	589.08	31.28	620.36
1018937 - Victim's Rights	2	0.00 %	7.70	-	7.70	.41	8.11
1018938 - Chaplain's Fund	6	0.00 %	23.10	-	23.10	1.23	24.33
1018940 - Senior Citizens Awareness	15	0.01 %	57.75	-	57.75	3.07	60.82
1018942 - Narcotics	805	0.38 %	3,099.41	-	3,099.41	164.59	3,264.00
1018943 - Vice	7	0.00 %	26.95	-	26.95	1.43	28.38
1018945 - Internal Affairs	179	0.08 %	689.19	-	689.19	36.60	725.78
1018948 - Special Services	507	0.24 %	1,952.05	-	1,952.05	103.66	2,055.71
1018950 - Inmate Education	1	0.00 %	3.85	-	3.85	.20	4.05
1018951 - DARE Donations	29	0.01 %	111.66	-	111.66	5.93	117.59
1018952 - Teen Academy-Sheriff	24	0.01 %	92.40	-	92.40	4.91	97.31
1018953 - Sexual Offender Registry	78	0.04 %	300.32	-	300.32	15.95	316.26
1018954 - Interest Earned-Inmates	20	0.01 %	77.00	-	77.00	4.09	81.09
1018955 - Donations / Sherriff-Target	1	0.00 %	3.85	-	3.85	.20	4.05
1018956 - Honor Guard Golf Tournament	72	0.03 %	277.21	-	277.21	14.72	291.94
1018957 - Auxiliary Services	428	0.20 %	1,647.88	-	1,647.88	87.51	1,735.39
1018960 - Correctional Facilities	9,994	4.70 %	38,478.86	-	38,478.86	2,043.37	40,522.23
1018965 - Explorer Post	1	0.00 %	3.85	-	3.85	.20	4.05
1018966 - Wal-Mart Foundation	1	0.00 %	3.85	-	3.85	.20	4.05
1018967 - Helen R McNabb Interchange	20	0.01 %	77.00	-	77.00	4.09	81.09
1018969 - Jail Commissary	2,454	1.15 %	9,448.38	-	9,448.38	501.74	9,950.13

1018972 - Medical Examiner	14	0.01 %	53.90	-	53.90	2.86	56.77
1018980 - Sheriff's Radio Rebanding	1	0.00 %	3.85	-	3.85	.20	4.05
1018985 - Sheriff's K-9 Donations	49	0.02 %	188.66	-	188.66	10.02	198.68
1018990 - KCSO Reserve Training Academy	5	0.00 %	19.25	-	19.25	1.02	20.27
1018991 - Fallen Officers	1	0.00 %	3.85	-	3.85	.20	4.05
1018993 - Sheriff Animal Control	112	0.05 %	431.22	-	431.22	22.90	454.12
1018995 - Sheriff Juvenile Court Officers	135	0.06 %	519.78	-	519.78	27.60	547.38
131 / 2350120 - PW - Highway Project Manag	341	0.16 %	1,312.92	-	1,312.92	69.72	1,382.64
131 / 2350130 - PW - Stormwater Manageme	651	0.31 %	2,506.48	-	2,506.48	133.10	2,639.58
131 / 2350135 - Stormwater Ordinance Violat	52	0.02 %	200.21	-	200.21	10.63	210.84
131 / 2350210 - PW - Highway & Bridge Main	2,460	1.16 %	9,471.48	-	9,471.48	502.97	9,974.45
131 / 2350220 - PW - Traffic Control	703	0.33 %	2,706.69	-	2,706.69	143.74	2,850.42
131 / 2350410 - PW - Engineering	474	0.22 %	1,824.99	-	1,824.99	96.91	1,921.91
131 / 2350425 - Subdivision Foreclosures	10	0.00 %	38.50	-	38.50	2.04	40.55
261 / 50000XX - Vehicle Service Center Fund	5,520	2.60 %	21,253.08	-	21,253.08	1,128.62	22,381.70
FD 102 / 105 - General Fund Grants	14,526	6.83 %	55,927.95	-	55,927.95	2,969.98	58,897.93
FD 114 / 200 - Governmental Library Fund	482	0.23 %	1,855.79	-	1,855.79	98.55	1,954.34
FD 115 / 205 - Public Library Fund	7,618	3.58 %	29,330.79	-	29,330.79	1,557.58	30,888.37
FD 116 / 210 - Solid Waste Fund	2,341	1.10 %	9,013.31	-	9,013.31	478.64	9,491.95
FD 122 / 230 - Drug Control Fund	520	0.24 %	2,002.10	-	2,002.10	106.32	2,108.42
FD 123 / 220 - Hotel/Motel Fundwide	52	0.02 %	200.21	-	200.21	10.63	210.84
FD 128 / 215 - Air Quality Fund	1,629	0.77 %	6,271.97	-	6,271.97	333.07	6,605.03
FD 141 / 240 - General Purpose School Fund	43,056	20.25 %	165,774.05	-	165,774.05	8,803.22	174,577.27
FD 142 / 250 - School Federal Projects Fund	14,065	6.61 %	54,153.01	-	54,153.01	2,875.73	57,028.74
FD 146 / 245 - School Project Fund	5,820	2.74 %	22,408.14	-	22,408.14	1,189.96	23,598.10
FD 151 / 300 - Debt Service Fund	214	0.10 %	823.94	-	823.94	43.75	867.70
FD 171 / 400 - Public Improvement Fund	1,806	0.85 %	6,953.45	-	6,953.45	369.25	7,322.71
FD 177 - School Construction Fund	4,086	1.92 %	15,731.90	-	15,731.90	835.42	16,567.32
FD 178 - ADA Construction Fund	62	0.03 %	238.71	-	238.71	12.68	251.39
FD 263 / 580 - Self Ins. Health Care Fund	927	0.44 %	3,569.13	-	3,569.13	189.53	3,758.67
FD 268 / 510 - Mailroom Service	108	0.05 %	415.82	-	415.82	22.08	437.90
FD 270 / 520 - Employees Benefit Fund	973	0.46 %	3,746.24	-	3,746.24	198.94	3,945.18
FD 274 / 550 - Building Operation Fund	5,051	2.38 %	19,447.34	-	19,447.34	1,032.73	20,480.07
FD 276 / 560 - Technical Support Fund	705	0.33 %	2,714.39	-	2,714.39	144.14	2,858.53
FD 278 / 570 - Capital Leasing Fund	14	0.01 %	53.90	-	53.90	2.86	56.77
FD 351 / 610 - Municipal Sales Tax Fund	53	0.02 %	204.06	-	204.06	10.84	214.90
FD 401 / 700 - Three Ridges Golf Course	1,775	0.83 %	6,834.10	-	6,834.10	362.92	7,197.01
FD 502 / 902 - County Clerk Payroll Fund	786	0.37 %	3,026.25	-	3,026.25	160.71	3,186.96
FD 504 / 903 - Registrar of Deeds Payroll Fur	796	0.37 %	3,064.76	-	3,064.76	162.75	3,227.51
FD 506 / xxx - Criminal Court Payroll Fund	1,093	0.51 %	4,208.26	-	4,208.26	223.47	4,431.74
FD 508 / 999 - PBA Payroll Fund	3,702	1.74 %	14,253.43	-	14,253.43	756.91	15,010.34
FD 510 / 910 - Clerk & Master Payroll Fund	884	0.42 %	3,403.57	-	3,403.57	180.74	3,584.32
FD 512 / 915 - Session Court Payroll Fund	935	0.44 %	3,599.93	-	3,599.93	191.17	3,791.10
FD 518 / 901 - Trustee Payroll Fund	828	0.39 %	3,187.96	-	3,187.96	169.29	3,357.26
FD 950 / 920 - MPC Fund	2,482	1.17 %	9,556.19	-	9,556.19	507.47	10,063.66
FD 952 / 925 - E-911 Fund	3,382	1.59 %	13,021.36	-	13,021.36	691.48	13,712.85
FD 954 / 930 - Geographic Information System	695	0.33 %	2,675.89	-	2,675.89	142.10	2,817.99
FD 956 / 935 - Railroad Authority Fund	42	0.02 %	161.71	-	161.71	8.59	170.30
FD 958 / 940 - Animal Welfare Fund	509	0.24 %	1,959.75	-	1,959.75	104.07	2,063.82
FD 999 / 990 - Trustee Operating Fund	184	0.09 %	708.44	-	708.44	37.62	746.06

---

---

212,642	100.00 %	818,713.42	-	818,713.42	42,780.78	861,494.20
---------	----------	------------	---	------------	-----------	------------

---

---

Allocation Basis: General Fund Acctg Transactions per Department

Allocation Source: Transaction Report from GREAT

KNOX COUNTY, TN  
1015710 - FINANCE

Department: 1015710 - Finance  
Function: Accounts Payable

Total 1st Tier Allocation \$ 407,884.64  
Total 2nd Tier Allocation 21,313.47

Total Allocation Cost \$ 429,198.10

	Allocation Units	Allocated Percentage	Gross Allocation	Direct Billed	1st Tier Allocation	2nd Tier Allocation	Total Allocated
<u>Grantee Department</u>							
1010920 - Internal Audit	96	0.14 %	560.32	-	560.32	-	560.32
1013210 - Law Department	333	0.48 %	1,943.61	-	1,943.61	-	1,943.61
1013320 - ADA Compliance Office	120	0.17 %	700.40	-	700.40	-	700.40
1013610 - Human Resources	143	0.20 %	834.65	-	834.65	-	834.65
1013910 - Mail Room - Operating	83	0.12 %	484.44	-	484.44	-	484.44
1015415 - Health Administration	139	0.20 %	811.30	-	811.30	-	811.30
1016010 - Purchasing	167	0.24 %	974.73	-	974.73	51.61	1,026.33
1016020 - Property Management	133	0.19 %	776.28	-	776.28	41.10	817.38
1016930 - Auditing Contract	20	0.03 %	116.73	-	116.73	6.18	122.91
1017910 - Information Technology	306	0.44 %	1,786.02	-	1,786.02	94.56	1,880.59
1017920 - Records Management	158	0.23 %	922.20	-	922.20	48.83	971.02
1018903 - Sheriff Administration	1,545	2.21 %	9,017.67	-	9,017.67	477.45	9,495.12
1019710 - County Trustee	548	0.78 %	3,198.50	-	3,198.50	169.35	3,367.85
131 / 2350110 - PW - Administration	218	0.31 %	1,272.40	-	1,272.40	67.37	1,339.76
266 / 54000xx - Risk Management Fund	665	0.95 %	3,881.39	-	3,881.39	205.50	4,086.90
1015400 - Support Services	488	0.70 %	2,848.30	-	2,848.30	150.81	2,999.11
1010010 - Attorney General's Office	438	0.63 %	2,556.47	-	2,556.47	135.35	2,691.82
1010310 - Circuit Court Clerk's Office	164	0.23 %	957.22	-	957.22	50.68	1,007.90
1010320 - Civil Sessions Clerk's Office	61	0.09 %	356.04	-	356.04	18.85	374.89
1010330 - IV-D Child Support Clerk's Office	123	0.18 %	717.91	-	717.91	38.01	755.92
1010610 - Probate Court	134	0.19 %	782.11	-	782.11	41.41	823.52
1010620 - Chancery Court	189	0.27 %	1,103.13	-	1,103.13	58.41	1,161.54
1010910 - County Commission Office	221	0.32 %	1,289.91	-	1,289.91	68.30	1,358.20
1010915 - Commission Discretionary	91	0.13 %	531.14	-	531.14	28.12	559.26
1010925 - Audit Committee	6	0.01 %	35.02	-	35.02	1.85	36.87
1010930 - Codes Commission	3	0.00 %	17.51	-	17.51	.93	18.44
1010935 - Retirement Office Operations	13	0.02 %	75.88	-	75.88	4.02	79.89
1011210 - County Clerk's Office	1,132	1.62 %	6,607.12	-	6,607.12	349.82	6,956.94
1011510 - 4th Circuit Court Clerk's Office	138	0.20 %	805.46	-	805.46	42.65	848.11
1011520 - Criminal Court Clerk's Office	198	0.28 %	1,155.66	-	1,155.66	61.19	1,216.85
1011530 - Criminal Sessions Clerk's Office	172	0.25 %	1,003.91	-	1,003.91	53.15	1,057.06
1011810 - Election Commission Office	329	0.47 %	1,920.27	-	1,920.27	101.67	2,021.94
1012110 - Circuit Court Judge's Office	71	0.10 %	414.40	-	414.40	21.94	436.35
1012120 - 4th Circuit Court Judge's Office	32	0.05 %	186.77	-	186.77	9.89	196.66
1012130 - Criminal Court Judge's Office	482	0.69 %	2,813.28	-	2,813.28	148.95	2,962.23
1012140 - General Sessions Court Judges	195	0.28 %	1,138.15	-	1,138.15	60.26	1,198.41
1012150 - Jury Commission	4,391	6.28 %	25,628.86	-	25,628.86	1,356.95	26,985.81
1012410 - Juvenile Court Judges	335	0.48 %	1,955.29	-	1,955.29	103.52	2,058.81

1012420 - IV-D Referee Program	97	0.14 %	566.16	-	566.16	29.98	596.13
1012710 - Juvenile Court Clerk's Office	145	0.21 %	846.32	-	846.32	44.81	891.13
1013010 - Juvenile Service Center	378	0.54 %	2,206.26	-	2,206.26	116.81	2,323.08
1013310 - County Mayor	249	0.36 %	1,453.33	-	1,453.33	76.95	1,530.28
1013362 - Family Justice Center	22	0.03 %	128.41	-	128.41	6.80	135.21
1013370 - UT/Knox County Extension	118	0.17 %	688.73	-	688.73	36.47	725.19
1013380 - Mayor's Education Summit	1	0.00 %	5.84	-	5.84	.31	6.15
1014210 - Probation Office	137	0.20 %	799.63	-	799.63	42.34	841.96
1014510 - Office of Neighborhoods	1	0.00 %	5.84	-	5.84	.31	6.15
1014810 - Park Maintenance	246	0.35 %	1,435.82	-	1,435.82	76.02	1,511.84
1014825 - U.S. Soccer Complex	2	0.00 %	11.67	-	11.67	.62	12.29
1014830 - Recreation Administration	266	0.38 %	1,552.56	-	1,552.56	82.20	1,634.76
1014832 - New Harvest Farmer's Market	17	0.02 %	99.22	-	99.22	5.25	104.48
1014840 - Park Improvement-Amusement	57	0.08 %	332.69	-	332.69	17.61	350.31
1014845 - Parks & Recreation	16	0.02 %	93.39	-	93.39	4.94	98.33
1015110 - Community Services Agencies	134	0.19 %	782.11	-	782.11	41.41	823.52
1015120 - Indigents Asst. (CAC/Pauper)	14	0.02 %	81.71	-	81.71	4.33	86.04
1015130 - Economic and Dev. Grants	9	0.01 %	52.53	-	52.53	2.78	55.31
1015135 - John Tarleton Home	12	0.02 %	70.04	-	70.04	3.71	73.75
1015142 - Senior Center & Volunteer Service	101	0.14 %	589.50	-	589.50	31.21	620.72
1015143 - Senior Picnic	11	0.02 %	64.20	-	64.20	3.40	67.60
1015145 - Frank Strang Senior Center	52	0.07 %	303.51	-	303.51	16.07	319.58
1015146 - South Knox Senior Center	19	0.03 %	110.90	-	110.90	5.87	116.77
1015147 - Halls Senior Center	33	0.05 %	192.61	-	192.61	10.20	202.81
1015148 - Corryton Senior Center	18	0.03 %	105.06	-	105.06	5.56	110.62
1015149 - Carter Senior Center	21	0.03 %	122.57	-	122.57	6.49	129.06
1015160 - Veterans' Services	104	0.15 %	607.01	-	607.01	32.14	639.15
1015165 - Office of Neighborhoods / Commur	141	0.20 %	822.97	-	822.97	43.57	866.54
1015403 - Preventive Health Services	198	0.28 %	1,155.66	-	1,155.66	61.19	1,216.85
1015406 - Dental Services	69	0.10 %	402.73	-	402.73	21.32	424.05
1015409 - Emergency Medical Services	114	0.16 %	665.38	-	665.38	35.23	700.61
1015412 - Food & Restaurant Inspection	80	0.11 %	466.93	-	466.93	24.72	491.66
1015421 - Diagnostic Services	12	0.02 %	70.04	-	70.04	3.71	73.75
1015424 - Medial & Dental-Indigent Care	1,096	1.57 %	6,397.00	-	6,397.00	338.70	6,735.70
1015430 - Pediatric Care Services	12	0.02 %	70.04	-	70.04	3.71	73.75
1015433 - Pharmacy	168	0.24 %	980.56	-	980.56	51.92	1,032.48
1015436 - Primary Care Services	24	0.03 %	140.08	-	140.08	7.42	147.50
1015439 - Animal Control	3	0.00 %	17.51	-	17.51	.93	18.44
1015442 - School Health Program	4	0.01 %	23.35	-	23.35	1.24	24.58
1015445 - Social Services	159	0.23 %	928.03	-	928.03	49.14	977.17
1015448 - Ground Water Services	44	0.06 %	256.81	-	256.81	13.60	270.41
1015451 - Vector Control Services	24	0.03 %	140.08	-	140.08	7.42	147.50
1015454 - Disease Surveillance & Investigatic	195	0.28 %	1,138.15	-	1,138.15	60.26	1,198.41
1015457 - Vital Records	64	0.09 %	373.55	-	373.55	19.78	393.33
1015460 - Women's Health Services	81	0.12 %	472.77	-	472.77	25.03	497.80
1015463 - Community Health Services	279	0.40 %	1,628.43	-	1,628.43	86.22	1,714.65
1015465 - Child Car Seat Program	5	0.01 %	29.18	-	29.18	1.55	30.73
1016025 - Inop Car Lot/Sale Junk Cars	4	0.01 %	23.35	-	23.35	1.24	24.58
1016030 - Building Maintenance	104	0.15 %	607.01	-	607.01	32.14	639.15
1016615 - Payments to Cities	4	0.01 %	23.35	-	23.35	1.24	24.58
1016620 - Emergency Management	1	0.00 %	5.84	-	5.84	.31	6.15
1016635 - CAC Housing	8	0.01 %	46.69	-	46.69	2.47	49.17
1016645 - Other Operating Transfers	1	0.00 %	5.84	-	5.84	.31	6.15
1016910 - Official's Expense	1	0.00 %	5.84	-	5.84	.31	6.15
1016920 - Equipment	61	0.09 %	356.04	-	356.04	18.85	374.89
1016940 - Cases Charged to County	18	0.03 %	105.06	-	105.06	5.56	110.62

1016950 - Miscellaneous	104	0.15 %	607.01	-	607.01	32.14	639.15
1016980 - Emp Ben General Fund	4	0.01 %	23.35	-	23.35	1.24	24.58
1017210 - Community Mediation Center	41	0.06 %	239.30	-	239.30	12.67	251.97
1017510 - Fire Prevention	185	0.26 %	1,079.79	-	1,079.79	57.17	1,136.96
1017520 - Soil Conservation District	58	0.08 %	338.53	-	338.53	17.92	356.45
1017530 - Codes Administration	168	0.24 %	980.56	-	980.56	51.92	1,032.48
1018110 - Sheriff's Dept Merit System	140	0.20 %	817.14	-	817.14	43.26	860.40
1018310 - Property Assessor	304	0.44 %	1,774.35	-	1,774.35	93.95	1,868.30
1018320 - Equalization Board	3	0.00 %	17.51	-	17.51	.93	18.44
1018510 - Public Defender	852	1.22 %	4,972.85	-	4,972.85	263.29	5,236.14
1018710 - Register of Deeds Office	229	0.33 %	1,336.60	-	1,336.60	70.77	1,407.37
1018720 - Register of Deeds-Data Proc	7	0.01 %	40.86	-	40.86	2.16	43.02
1018900 - Court Officers	121	0.17 %	706.24	-	706.24	37.39	743.63
1018906 - Records & Communication	314	0.45 %	1,832.72	-	1,832.72	97.04	1,929.75
1018912 - Training	246	0.35 %	1,435.82	-	1,435.82	76.02	1,511.84
1018915 - Planning & Development	141	0.20 %	822.97	-	822.97	43.57	866.54
1018918 - Stop Violence Against Women	188	0.27 %	1,097.30	-	1,097.30	58.10	1,155.39
1018921 - Patrol	2,005	2.87 %	11,702.54	-	11,702.54	619.60	12,322.15
1018924 - Warrants	565	0.81 %	3,297.72	-	3,297.72	174.60	3,472.33
1018927 - Detectives	435	0.62 %	2,538.96	-	2,538.96	134.43	2,673.38
1018930 - Forensics	230	0.33 %	1,342.44	-	1,342.44	71.08	1,413.51
1018933 - Juvenile Division	125	0.18 %	729.58	-	729.58	38.63	768.21
1018936 - Special Teams	125	0.18 %	729.58	-	729.58	38.63	768.21
1018940 - Senior Citizens Awareness	4	0.01 %	23.35	-	23.35	1.24	24.58
1018942 - Narcotics	566	0.81 %	3,303.56	-	3,303.56	174.91	3,478.47
1018943 - Vice	2	0.00 %	11.67	-	11.67	.62	12.29
1018945 - Internal Affairs	124	0.18 %	723.75	-	723.75	38.32	762.07
1018948 - Special Services	316	0.45 %	1,844.39	-	1,844.39	97.65	1,942.04
1018951 - DARE Donations	3	0.00 %	17.51	-	17.51	.93	18.44
1018952 - Teen Academy-Sheriff	5	0.01 %	29.18	-	29.18	1.55	30.73
1018953 - Sexual Offender Registry	22	0.03 %	128.41	-	128.41	6.80	135.21
1018954 - Interest Earned-Inmates	3	0.00 %	17.51	-	17.51	.93	18.44
1018956 - Honor Guard Golf Tournament	48	0.07 %	280.16	-	280.16	14.83	294.99
1018957 - Auxiliary Services	134	0.19 %	782.11	-	782.11	41.41	823.52
1018960 - Correctional Facilities	3,947	5.65 %	23,037.37	-	23,037.37	1,219.74	24,257.11
1018967 - Helen R McNabb Interchange	10	0.01 %	58.37	-	58.37	3.09	61.46
1018969 - Jail Commissary	299	0.43 %	1,745.17	-	1,745.17	92.40	1,837.57
1018972 - Medical Examiner	12	0.02 %	70.04	-	70.04	3.71	73.75
1018985 - Sheriff's K-9 Donations	5	0.01 %	29.18	-	29.18	1.55	30.73
1018990 - KCSO Reserve Training Academy	1	0.00 %	5.84	-	5.84	.31	6.15
1018993 - Sheriff Animal Control	81	0.12 %	472.77	-	472.77	25.03	497.80
1018995 - Sheriff Juvenile Court Officers	75	0.11 %	437.75	-	437.75	23.18	460.93
131 / 2350120 - PW - Highway Project Manag	24	0.03 %	140.08	-	140.08	7.42	147.50
131 / 2350130 - PW - Stormwater Manageme	150	0.21 %	875.50	-	875.50	46.35	921.86
131 / 2350135 - Stormwater Ordinance Violat	14	0.02 %	81.71	-	81.71	4.33	86.04
131 / 2350210 - PW - Highway & Bridge Main	830	1.19 %	4,844.44	-	4,844.44	256.49	5,100.94
131 / 2350220 - PW - Traffic Control	210	0.30 %	1,225.70	-	1,225.70	64.90	1,290.60
131 / 2350410 - PW - Engineering	63	0.09 %	367.71	-	367.71	19.47	387.18
131 / 2350425 - Subdivision Foreclosures	9	0.01 %	52.53	-	52.53	2.78	55.31
261 / 50000XX - Vehicle Service Center Fund	350	0.50 %	2,042.84	-	2,042.84	108.16	2,151.00
FD 102 / 105 - General Fund Grants	2,578	3.69 %	15,046.96	-	15,046.96	796.68	15,843.64
FD 114 / 200 - Governmental Library Fund	199	0.28 %	1,161.50	-	1,161.50	61.50	1,223.00
FD 115 / 205 - Public Library Fund	1,851	2.65 %	10,803.69	-	10,803.69	572.01	11,375.71
FD 116 / 210 - Solid Waste Fund	814	1.16 %	4,751.06	-	4,751.06	251.55	5,002.61
FD 122 / 230 - Drug Control Fund	216	0.31 %	1,260.72	-	1,260.72	66.75	1,327.47
FD 123 / 220 - Hotel/Motel Fundwide	40	0.06 %	233.47	-	233.47	12.36	245.83



FD 128 / 215 - Air Quality Fund	309	0.44 %	1,803.53	-	1,803.53	95.49	1,899.02
FD 141 / 240 - General Purpose School Fund	15,309	21.91 %	89,353.72	-	89,353.72	4,730.94	94,084.65
FD 142 / 250 - School Federal Projects Fund	3,906	5.59 %	22,798.07	-	22,798.07	1,207.07	24,005.14
FD 146 / 245 - School Project Fund	1,397	2.00 %	8,153.84	-	8,153.84	431.71	8,585.55
FD 151 / 300 - Debt Service Fund	14	0.02 %	81.71	-	81.71	4.33	86.04
FD 171 / 400 - Public Improvement Fund	558	0.80 %	3,256.87	-	3,256.87	172.44	3,429.31
FD 177 - School Construction Fund	918	1.31 %	5,358.07	-	5,358.07	283.69	5,641.76
FD 178 - ADA Construction Fund	23	0.03 %	134.24	-	134.24	7.11	141.35
FD 263 / 580 - Self Ins. Health Care Fund	152	0.22 %	887.18	-	887.18	46.97	934.15
FD 268 / 510 - Mailroom Service	45	0.06 %	262.65	-	262.65	13.91	276.56
FD 270 / 520 - Employees Benefit Fund	219	0.31 %	1,278.23	-	1,278.23	67.68	1,345.91
FD 274 / 550 - Building Operation Fund	4,590	6.57 %	26,790.36	-	26,790.36	1,418.45	28,208.80
FD 276 / 560 - Technical Support Fund	239	0.34 %	1,394.97	-	1,394.97	73.86	1,468.82
FD 351 / 610 - Municipal Sales Tax Fund	24	0.03 %	140.08	-	140.08	7.42	147.50
FD 401 / 700 - Three Ridges Golf Course	528	0.76 %	3,081.77	-	3,081.77	163.17	3,244.93
FD 950 / 920 - MPC Fund	612	0.88 %	3,572.05	-	3,572.05	189.13	3,761.17
FD 952 / 925 - E-911 Fund	1,682	2.41 %	9,817.29	-	9,817.29	519.79	10,337.08
FD 954 / 930 - Geographic Information System	138	0.20 %	805.46	-	805.46	42.65	848.11
FD 956 / 935 - Railroad Authority Fund	19	0.03 %	110.90	-	110.90	5.87	116.77
FD 958 / 940 - Animal Welfare Fund	90	0.13 %	525.30	-	525.30	27.81	553.11
FD 999 / 990 - Trustee Operating Fund	182	0.26 %	1,062.28	-	1,062.28	56.24	1,118.52
	<b>69,883</b>	<b>100.00 %</b>	<b>407,884.64</b>	<b>-</b>	<b>407,884.64</b>	<b>21,313.47</b>	<b>429,198.10</b>

Allocation Basis: Accounts Payable Transactions per Department

Allocation Source: Transaction Report from GREAT

KNOX COUNTY, TN  
1015710 - FINANCE

Department: 1015710 - Finance  
Function: Payroll

Total 1st Tier Allocation \$ 364,040.50  
Total 2nd Tier Allocation 19,022.45

Total Allocation Cost \$ 383,062.95

	Allocation Units	Allocated Percentage	Gross Allocation	Direct Billed	1st Tier Allocation	2nd Tier Allocation	Total Allocated
<u>Grantee Department</u>							
1010920 - Internal Audit	78	0.10 %	378.18	-	378.18	-	378.18
1013210 - Law Department	436	0.58 %	2,113.92	-	2,113.92	-	2,113.92
1013320 - ADA Compliance Office	26	0.03 %	126.06	-	126.06	-	126.06
1013610 - Human Resources	208	0.28 %	1,008.48	-	1,008.48	-	1,008.48
1013910 - Mail Room - Operating	52	0.07 %	252.12	-	252.12	-	252.12
1015415 - Health Administration	314	0.42 %	1,522.41	-	1,522.41	-	1,522.41
1016010 - Purchasing	331	0.44 %	1,604.83	-	1,604.83	85.12	1,689.96
1016020 - Property Management	104	0.14 %	504.24	-	504.24	26.75	530.98
1016050 - e-Government Purchasing	52	0.07 %	252.12	-	252.12	13.37	265.49
1017910 - Information Technology	1,014	1.35 %	4,916.32	-	4,916.32	260.76	5,177.09
1017920 - Records Management	156	0.21 %	756.36	-	756.36	40.12	796.47
131 / 2350110 - PW - Administration	104	0.14 %	504.24	-	504.24	26.75	530.98
266 / 54000xx - Risk Management Fund	104	0.14 %	504.24	-	504.24	26.75	530.98
1015400 - Support Services	866	1.15 %	4,198.75	-	4,198.75	222.70	4,421.46
1010010 - Attorney General's Office	1,425	1.90 %	6,909.03	-	6,909.03	366.46	7,275.49
1010020 - Bad Check Unit	131	0.17 %	635.15	-	635.15	33.69	668.83
1010330 - IV-D Child Support Clerk's Office	458	0.61 %	2,220.59	-	2,220.59	117.78	2,338.37
1010910 - County Commission Office	338	0.45 %	1,638.77	-	1,638.77	86.92	1,725.70
1010925 - Audit Committee	1	0.00 %	4.85	-	4.85	.26	5.11
1011810 - Election Commission Office	2,039	2.72 %	9,885.98	-	9,885.98	524.36	10,410.33
1012140 - General Sessions Court Judges	312	0.42 %	1,512.71	-	1,512.71	80.24	1,592.95
1012150 - Jury Commission	26	0.03 %	126.06	-	126.06	6.69	132.75
1012410 - Juvenile Court Judges	999	1.33 %	4,843.59	-	4,843.59	256.91	5,100.50
1012420 - IV-D Referee Program	78	0.10 %	378.18	-	378.18	20.06	398.24
1012710 - Juvenile Court Clerk's Office	285	0.38 %	1,381.81	-	1,381.81	73.29	1,455.10
1013010 - Juvenile Service Center	1,637	2.18 %	7,936.90	-	7,936.90	420.98	8,357.88
1013310 - County Mayor	203	0.27 %	984.23	-	984.23	52.20	1,036.44
1014210 - Probation Office	260	0.35 %	1,260.60	-	1,260.60	66.86	1,327.46
1014810 - Park Maintenance	1,173	1.56 %	5,687.22	-	5,687.22	301.65	5,988.88
1014830 - Recreation Administration	223	0.30 %	1,081.20	-	1,081.20	57.35	1,138.55
1014845 - Parks & Recreation	132	0.18 %	639.99	-	639.99	33.95	673.94
1015140 - Community Outreach	26	0.03 %	126.06	-	126.06	6.69	132.75
1015141 - Constituent Services	40	0.05 %	193.94	-	193.94	10.29	204.22
1015142 - Senior Center & Volunteer Service	52	0.07 %	252.12	-	252.12	13.37	265.49
1015145 - Frank Strang Senior Center	52	0.07 %	252.12	-	252.12	13.37	265.49
1015146 - South Knox Senior Center	52	0.07 %	252.12	-	252.12	13.37	265.49
1015147 - Halls Senior Center	52	0.07 %	252.12	-	252.12	13.37	265.49
1015148 - Corryton Senior Center	50	0.07 %	242.42	-	242.42	12.86	255.28

1015149 - Carter Senior Center	52	0.07 %	252.12	-	252.12	13.37	265.49
1015160 - Veterans' Services	50	0.07 %	242.42	-	242.42	12.86	255.28
1015165 - Office of Neighborhoods / Commur	109	0.15 %	528.48	-	528.48	28.03	556.51
1015403 - Preventive Health Services	812	1.08 %	3,936.94	-	3,936.94	208.82	4,145.75
1015406 - Dental Services	308	0.41 %	1,493.32	-	1,493.32	79.21	1,572.53
1015412 - Food & Restaurant Inspection	348	0.46 %	1,687.26	-	1,687.26	89.49	1,776.75
1015433 - Pharmacy	52	0.07 %	252.12	-	252.12	13.37	265.49
1015439 - Animal Control	53	0.07 %	256.97	-	256.97	13.63	270.60
1015442 - School Health Program	26	0.03 %	126.06	-	126.06	6.69	132.75
1015445 - Social Services	208	0.28 %	1,008.48	-	1,008.48	53.49	1,061.97
1015448 - Ground Water Services	182	0.24 %	882.42	-	882.42	46.80	929.22
1015454 - Disease Surveillance & Investigatic	181	0.24 %	877.57	-	877.57	46.55	924.11
1015457 - Vital Records	178	0.24 %	863.02	-	863.02	45.78	908.80
1015460 - Women's Health Services	52	0.07 %	252.12	-	252.12	13.37	265.49
1015463 - Community Health Services	476	0.63 %	2,307.86	-	2,307.86	122.41	2,430.27
1016030 - Building Maintenance	189	0.25 %	916.36	-	916.36	48.60	964.96
1017510 - Fire Prevention	234	0.31 %	1,134.54	-	1,134.54	60.18	1,194.71
1017520 - Soil Conservation District	52	0.07 %	252.12	-	252.12	13.37	265.49
1017530 - Codes Administration	538	0.72 %	2,608.46	-	2,608.46	138.35	2,746.82
1017720 - Dirty Lot Ordinance	130	0.17 %	630.30	-	630.30	33.43	663.73
1018110 - Sheriff's Dept Merit System	103	0.14 %	499.39	-	499.39	26.49	525.88
1018310 - Property Assessor	1,226	1.63 %	5,944.19	-	5,944.19	315.28	6,259.47
1018320 - Equalization Board	15	0.02 %	72.73	-	72.73	3.86	76.58
1018510 - Public Defender	850	1.13 %	4,121.18	-	4,121.18	218.59	4,339.77
1018720 - Register of Deeds-Data Proc	26	0.03 %	126.06	-	126.06	6.69	132.75
1018921 - Patrol	25,778	34.33 %	124,983.16	-	124,983.16	6,629.18	131,612.35
1018957 - Auxiliary Services	792	1.05 %	3,839.97	-	3,839.97	203.67	4,043.64
1018969 - Jail Commissary	170	0.23 %	824.24	-	824.24	43.72	867.95
131 / 2350120 - PW - Highway Project Manag	78	0.10 %	378.18	-	378.18	20.06	398.24
131 / 2350130 - PW - Stormwater Manageme	438	0.58 %	2,123.62	-	2,123.62	112.64	2,236.26
131 / 2350210 - PW - Highway & Bridge Main	2,006	2.67 %	9,725.98	-	9,725.98	515.87	10,241.85
131 / 2350220 - PW - Traffic Control	200	0.27 %	969.69	-	969.69	51.43	1,021.12
131 / 2350410 - PW - Engineering	117	0.16 %	567.27	-	567.27	30.09	597.36
FD 102 / 105 - General Fund Grants	3,315	4.42 %	16,072.59	-	16,072.59	852.50	16,925.09
FD 114 / 200 - Governmental Library Fund	53	0.07 %	256.97	-	256.97	13.63	270.60
FD 115 / 205 - Public Library Fund	5,188	6.91 %	25,153.72	-	25,153.72	1,334.17	26,487.89
FD 116 / 210 - Solid Waste Fund	646	0.86 %	3,132.09	-	3,132.09	166.13	3,298.22
FD 128 / 215 - Air Quality Fund	364	0.48 %	1,764.83	-	1,764.83	93.61	1,858.44
FD 261 / 500 - Vehicle Service Center Fund	522	0.70 %	2,530.89	-	2,530.89	134.24	2,665.13
FD 270 / 520 - Employees Benefit Fund	183	0.24 %	887.27	-	887.27	47.06	934.33
FD 401 / 700 - Three Ridges Golf Course	938	1.25 %	4,547.84	-	4,547.84	241.22	4,789.06
FD 502 / 902 - County Clerk Payroll Fund	2,260	3.01 %	10,957.48	-	10,957.48	581.19	11,538.67
FD 504 / 903 - Registrar of Deeds Payroll Fur	694	0.92 %	3,364.82	-	3,364.82	178.47	3,543.29
FD 506 / xxx - Criminal Court Payroll Fund	2,041	2.72 %	9,895.67	-	9,895.67	524.87	10,420.54
FD 508 / 999 - PBA Payroll Fund	2,625	3.50 %	12,727.16	-	12,727.16	675.06	13,402.22
FD 510 / 910 - Clerk & Master Payroll Fund	584	0.78 %	2,831.49	-	2,831.49	150.18	2,981.67
FD 511 / 914 - Metro Drug Commission	79	0.11 %	383.03	-	383.03	20.32	403.34
FD 512 / 915 - Session Court Payroll Fund	764	1.02 %	3,704.21	-	3,704.21	196.47	3,900.68
FD 518 / 901 - Trustee Payroll Fund	1,105	1.47 %	5,357.53	-	5,357.53	284.17	5,641.70
FD 950 / 920 - MPC Fund	924	1.23 %	4,479.96	-	4,479.96	237.62	4,717.58
FD 952 / 925 - E-911 Fund	2,012	2.68 %	9,755.07	-	9,755.07	517.41	10,272.48
FD 954 / 930 - Geographic Information System	179	0.24 %	867.87	-	867.87	46.03	913.90
FD 958 / 940 - Animal Welfare Fund	690	0.92 %	3,345.43	-	3,345.43	177.44	3,522.87

---

75,084	100.00 %	364,040.50	-	364,040.50	19,022.45	383,062.95
--------	----------	------------	---	------------	-----------	------------

---

---

Allocation Basis: Payroll Checks Processed per Department

Allocation Source: Transaction Report from GREAT

KNOX COUNTY, TN  
1015710 - FINANCE

Department: 1015710 - Finance  
Function: FIN General Government

Total 1st Tier Allocation \$ 650.00  
Total 2nd Tier Allocation -

Total Allocation Cost \$ 650.00

	Allocation Units	Allocated Percentage	Gross Allocation	Direct Billed	1st Tier Allocation	2nd Tier Allocation	Total Allocated
Grantee Department							
General Government	100	100.00 %	650.00	-	650.00	-	650.00
	100	100.00 %	650.00	-	650.00	-	650.00

Allocation Basis: Direct Allocation

Allocation Source: Direct Allocation

KNOX COUNTY, TN  
1015710 - FINANCE

	Total	Budget	Accounting	Accounts Payable
<u>Grantee Department</u>				
1010920 - Internal Audit	2,728.15	87.86	1,701.79	560.32
1013210 - Law Department	8,448.97	645.20	3,746.24	1,943.61
1013320 - ADA Compliance Office	2,152.94	32.81	1,293.67	700.40
1013610 - Human Resources	4,313.49	252.65	2,217.71	834.65
1013910 - Mail Room - Operating	2,047.56	36.58	1,274.41	484.44
1015415 - Health Administration	5,586.98	381.02	2,872.25	811.30
1016010 - Purchasing	6,192.46	345.98	3,130.19	1,026.33
1016020 - Property Management	3,467.99	128.79	1,990.84	817.38
1016050 - e-Government Purchasing	1,053.56	50.12	737.95	-
1016930 - Auditing Contract	406.96	129.97	154.08	122.91
1017910 - Information Technology	15,358.41	1,971.42	6,329.32	1,880.59
1017920 - Records Management	4,422.23	136.80	2,517.94	971.02
1018903 - Sheriff Administration	23,583.69	5,208.87	8,879.70	9,495.12
1019710 - County Trustee	7,111.11	240.04	3,503.22	3,367.85
131 / 2350110 - PW - Administration	4,479.68	188.30	2,420.63	1,339.76
266 / 54000xx - Risk Management Fun	11,632.78	1,549.23	5,465.68	4,086.90
1015400 - Support Services	15,360.11	884.45	7,055.10	2,999.11
1010010 - Attorney General's Office	16,089.38	1,065.91	5,056.16	2,691.82
1010020 - Bad Check Unit	1,054.34	40.86	344.65	-
1010310 - Circuit Court Clerk's Office	2,165.53	26.39	1,131.25	1,007.90
1010320 - Civil Sessions Clerk's Office	953.26	18.83	559.54	374.89
1010330 - IV-D Child Support Clerk's O	5,928.10	328.04	2,505.78	755.92
1010610 - Probate Court	1,859.59	14.29	1,021.77	823.52
1010620 - Chancery Court	2,486.84	27.82	1,297.49	1,161.54
1010910 - County Commission Office	6,135.59	221.54	2,830.15	1,358.20
1010915 - Commission Discretionary	946.82	14.54	373.03	559.26
1010925 - Audit Committee	92.85	2.22	48.66	36.87
1010930 - Codes Commission	42.53	3.82	20.27	18.44
1010935 - Retirement Office Operation	270.46	-	190.57	79.89
1011210 - County Clerk's Office	17,571.48	214.34	10,400.19	6,956.94
1011510 - 4th Circuit Court Clerk's Of	1,867.62	30.17	989.34	848.11
1011520 - Criminal Court Clerk's Offic	2,766.82	37.58	1,512.39	1,216.85
1011530 - Criminal Sessions Clerk's O	2,366.46	44.35	1,265.05	1,057.06
1011810 - Election Commission Office	16,407.59	711.32	3,264.00	2,021.94
1012110 - Circuit Court Judge's Office	865.78	3.70	425.74	436.35
1012120 - 4th Circuit Court Judge's O	659.22	4.38	458.18	196.66
1012130 - Criminal Court Judge's Office	5,322.95	61.73	2,298.99	2,962.23
1012140 - General Sessions Court Ju	5,782.85	680.33	2,311.15	1,198.41
1012150 - Jury Commission	46,026.41	90.20	18,817.66	26,985.81
1012410 - Juvenile Court Judges	12,831.30	1,183.48	4,488.50	2,058.81
1012420 - IV-D Referee Program	2,541.11	147.89	1,398.86	596.13
1012710 - Juvenile Court Clerk's Office	4,954.21	236.01	2,371.97	891.13
1013010 - Juvenile Service Center	17,760.58	1,293.63	5,785.99	2,323.08
1013011 - Juvenile Service Center Do	8.27	0.16	8.11	-
1013310 - County Mayor	5,935.42	295.27	3,073.43	1,530.28
1013362 - Family Justice Center	282.47	25.62	121.64	135.21
1013370 - UT/Knox County Extension	1,562.32	131.62	705.51	725.19
1013380 - Mayor's Education Summit	1,082.34	1,068.08	8.11	6.15
1014210 - Probation Office	4,689.56	245.47	2,274.66	841.96
1014510 - Office of Neighborhoods	14.26	-	8.11	6.15
1014810 - Park Maintenance	20,153.38	1,072.56	11,580.10	1,511.84
1014825 - U.S. Soccer Complex	29.49	0.98	16.22	12.29
1014830 - Recreation Administration	6,212.78	313.33	3,126.14	1,634.76
1014832 - New Harvest Farmer's Mark	243.75	1.42	137.86	104.48
1014840 - Park Improvement-Amusem	1,498.05	73.26	1,074.48	350.31
1014845 - Parks & Recreation	2,046.01	114.11	1,159.63	98.33
1015105 - Dept. of Community Develo	12.16	-	12.16	-
1015110 - Community Services Agenc	2,161.56	-	1,338.04	823.52
1015120 - Indigents Asst. (CAC/Paupe	253.83	90.75	77.04	86.04
1015130 - Economic and Dev. Grants	942.68	814.39	72.98	55.31

1015135 - John Tarleton Home	435.99	309.53	52.71	73.75
1015140 - Community Outreach	1,026.75	46.58	847.42	-
1015141 - Constituent Services	732.64	45.91	482.50	-
1015142 - Senior Center & Volunteer S	2,377.55	27.61	1,463.73	620.72
1015143 - Senior Picnic	136.87	4.40	64.87	67.60
1015145 - Frank Strang Senior Center	1,953.49	34.44	1,333.98	319.58
1015146 - South Knox Senior Center	1,347.62	32.79	932.57	116.77
1015147 - Halls Senior Center	1,660.57	36.69	1,155.58	202.81
1015148 - Corryton Senior Center	1,300.45	30.36	904.19	110.62
1015149 - Carter Senior Center	1,374.72	35.43	944.73	129.06
1015160 - Veterans' Services	2,320.54	35.36	1,390.75	639.15
1015165 - Office of Neighborhoods / C	3,261.84	75.01	1,763.78	866.54
1015403 - Preventive Health Services	9,600.28	1,018.28	3,219.40	1,216.85
1015406 - Dental Services	5,586.08	398.48	3,191.01	424.05
1015409 - Emergency Medical Service	2,557.73	332.57	1,524.55	700.61
1015412 - Food & Restaurant Inspecti	4,359.10	335.03	1,755.67	491.66
1015421 - Diagnostic Services	158.90	-	85.15	73.75
1015424 - Medial & Dental-Indigent Ca	13,214.45	1,949.70	4,529.05	6,735.70
1015430 - Pediatric Care Services	154.84	-	81.09	73.75
1015433 - Pharmacy	3,554.75	67.26	2,189.51	1,032.48
1015436 - Primary Care Services	373.82	112.79	113.53	147.50
1015439 - Animal Control	370.65	4.57	77.04	18.44
1015442 - School Health Program	1,202.68	173.60	871.75	24.58
1015445 - Social Services	4,224.81	154.29	2,031.38	977.17
1015448 - Ground Water Services	3,339.08	172.94	1,966.51	270.41
1015451 - Vector Control Services	369.14	2.69	218.95	147.50
1015454 - Disease Surveillance & Inve	4,391.04	127.66	2,140.86	1,198.41
1015457 - Vital Records	2,962.98	95.76	1,565.10	393.33
1015460 - Women's Health Services	2,279.40	141.58	1,374.53	497.80
1015463 - Community Health Services	7,648.57	486.99	3,016.66	1,714.65
1015465 - Child Car Seat Program	121.45	9.62	81.09	30.73
1015467 - Community Health Services	96.23	31.36	64.87	-
1016025 - Inop Car Lot/Sale Junk Car	78.64	1.34	52.71	24.58
1016030 - Building Maintenance	4,444.32	229.01	2,611.20	639.15
1016310 - Property and Liability Insura	40.92	12.54	28.38	-
1016605 - Planning	244.41	224.14	20.27	-
1016610 - GIS	157.55	129.17	28.38	-
1016615 - Payments to Cities	115.81	58.79	32.44	24.58
1016620 - Emergency Management	53.27	22.79	24.33	6.15
1016635 - CAC Housing	778.72	640.36	89.20	49.17
1016645 - Other Operating Transfers	5,665.64	5,497.30	162.19	6.15
1016910 - Official's Expense	18.31	-	12.16	6.15
1016920 - Equipment	1,972.10	388.92	1,208.29	374.89
1016940 - Cases Charged to County	402.24	210.52	81.09	110.62
1016950 - Miscellaneous	1,575.96	259.68	677.13	639.15
1016955 - PBA Management & Opera	2,643.45	2,627.23	16.22	-
1016980 - Emp Ben General Fund	500.83	447.86	28.38	24.58
1017210 - Community Mediation Cent	499.26	60.77	186.51	251.97
1017510 - Fire Prevention	5,324.19	263.74	2,728.78	1,136.96
1017520 - Soil Conservation District	1,924.51	45.63	1,256.94	356.45
1017530 - Codes Administration	7,831.32	597.46	3,454.57	1,032.48
1017720 - Dirty Lot Ordinance	1,889.96	123.36	1,102.87	-
1018110 - Sheriff's Dept Merit System	3,494.46	105.19	2,003.00	860.40
1018310 - Property Assessor	14,058.36	1,308.28	4,622.31	1,868.30
1018320 - Equalization Board	167.02	11.18	60.82	18.44
1018330 - Digitized Mapping	48.66	-	48.66	-
1018510 - Public Defender	16,390.18	651.19	6,163.08	5,236.14
1018710 - Register of Deeds Office	2,785.70	32.18	1,346.15	1,407.37
1018720 - Register of Deeds-Data Pro	1,323.41	56.94	1,090.70	43.02
1018900 - Court Officers	1,584.73	9.90	831.20	743.63
1018906 - Records & Communication	4,068.26	163.89	1,974.62	1,929.75
1018912 - Training	3,853.90	67.39	2,274.66	1,511.84
1018915 - Planning & Development	1,579.73	3.62	709.56	866.54
1018918 - Stop Violence Against Wom	2,227.87	14.21	1,058.27	1,155.39
1018921 - Patrol	188,992.63	18,933.98	26,124.15	12,322.15
1018924 - Warrants	6,981.17	135.37	3,373.47	3,472.33
1018927 - Detectives	5,652.77	112.74	2,866.64	2,673.38
1018930 - Forensics	2,979.50	25.22	1,540.77	1,413.51
1018933 - Juvenile Division	1,531.25	12.92	750.11	768.21
1018936 - Special Teams	1,399.75	11.18	620.36	768.21
1018937 - Victim's Rights	8.11	-	8.11	-
1018938 - Chaplain's Fund	24.53	0.20	24.33	-
1018940 - Senior Citizens Awareness	85.99	0.59	60.82	24.58

1018942 - Narcotics	6,900.52	158.05	3,264.00	3,478.47
1018943 - Vice	42.55	1.87	28.38	12.29
1018945 - Internal Affairs	1,493.71	5.86	725.78	762.07
1018948 - Special Services	4,044.45	46.70	2,055.71	1,942.04
1018950 - Inmate Education	4.05	-	4.05	-
1018951 - DARE Donations	136.95	0.93	117.59	18.44
1018952 - Teen Academy-Sheriff	129.60	1.56	97.31	30.73
1018953 - Sexual Offender Registry	458.79	7.32	316.26	135.21
1018954 - Interest Earned-Inmates	100.40	0.87	81.09	18.44
1018955 - Donations / Sherriff-Target	4.05	-	4.05	-
1018956 - Honor Guard Golf Tournam	597.28	10.35	291.94	294.99
1018957 - Auxiliary Services	6,761.94	159.38	1,735.39	823.52
1018960 - Correctional Facilities	67,542.55	2,763.20	40,522.23	24,257.11
1018965 - Explorer Post	4.05	-	4.05	-
1018966 - Wal-Mart Foundation	4.05	-	4.05	-
1018967 - Helen R McNabb Interchan	187.97	45.42	81.09	61.46
1018969 - Jail Commissary	12,952.39	296.75	9,950.13	1,837.57
1018972 - Medical Examiner	552.04	421.53	56.77	73.75
1018980 - Sheriff's Radio Rebanding	4.05	-	4.05	-
1018985 - Sheriff's K-9 Donations	230.47	1.06	198.68	30.73
1018990 - KCSO Reserve Training Ac	26.93	0.51	20.27	6.15
1018991 - Fallen Officers	4.05	-	4.05	-
1018993 - Sheriff Animal Control	979.26	27.33	454.12	497.80
1018995 - Sheriff Juvenile Court Office	1,024.43	16.13	547.38	460.93
131 / 2350120 - PW - Highway Projec	2,030.57	102.19	1,382.64	147.50
131 / 2350130 - PW - Stormwater Man	6,256.40	458.70	2,639.58	921.86
131 / 2350135 - Stormwater Ordinance	302.48	5.60	210.84	86.04
131 / 2350210 - PW - Highway & Bridg	28,521.46	3,204.21	9,974.45	5,100.94
131 / 2350220 - PW - Traffic Control	5,441.01	278.86	2,850.42	1,290.60
131 / 2350410 - PW - Engineering	3,055.23	148.79	1,921.91	387.18
131 / 2350425 - Subdivision Foreclosu	292.36	196.51	40.55	55.31
261 / 50000XX - Vehicle Service Cente	25,977.10	1,444.40	22,381.70	2,151.00
FD 101 / 100 - General Fund	1,043.48	1,043.48	-	-
FD 102 / 105 - General Fund Grants	96,454.76	4,788.10	58,897.93	15,843.64
FD 114 / 200 - Governmental Library F	3,507.09	59.15	1,954.34	1,223.00
FD 115 / 205 - Public Library Fund	73,796.93	5,044.96	30,888.37	11,375.71
FD 116 / 210 - Solid Waste Fund	19,307.08	1,514.30	9,491.95	5,002.61
FD 122 / 230 - Drug Control Fund	3,719.22	283.32	2,108.42	1,327.47
FD 123 / 220 - Hotel/Motel Fundwide	2,700.57	2,243.90	210.84	245.83
FD 128 / 215 - Air Quality Fund	10,795.66	433.16	6,605.03	1,899.02
FD 131 / 235 - Highway Fundwide	289.51	289.51	-	-
FD 141 / 240 - General Purpose Scho	268,661.93	-	174,577.27	94,084.65
FD 142 / 250 - School Federal Project	99,026.13	17,992.25	57,028.74	24,005.14
FD 146 / 245 - School Project Fund	40,236.26	8,052.61	23,598.10	8,585.55
FD 151 / 300 - Debt Service Fund	27,740.69	26,786.96	867.70	86.04
FD 171 / 400 - Public Improvement Fu	22,827.21	12,075.20	7,322.71	3,429.31
FD 177 - School Construction Fund	46,823.83	24,614.74	16,567.32	5,641.76
FD 178 - ADA Construction Fund	538.42	145.68	251.39	141.35
FD 261 / 500 - Vehicle Service Center	2,665.13	-	-	-
FD 263 / 580 - Self Ins. Health Care F	14,777.50	10,084.69	3,758.67	934.15
FD 266 / 540 - Self Insurance Fund	373.49	373.49	-	-
FD 268 / 510 - Mailroom Service	809.29	94.84	437.90	276.56
FD 270 / 520 - Employees Benefit Fun	17,856.25	11,630.83	3,945.18	1,345.91
FD 274 / 550 - Building Operation Fun	52,349.33	3,660.46	20,480.07	28,208.80
FD 276 / 560 - Technical Support Fund	4,430.44	103.08	2,858.53	1,468.82
FD 278 / 570 - Capital Leasing Fund	62.99	6.23	56.77	-
FD 351 / 610 - Municipal Sales Tax Fu	17,171.29	16,808.89	214.90	147.50
FD 401 / 700 - Three Ridges Golf Cou	15,692.65	461.64	7,197.01	3,244.93
FD 502 / 902 - County Clerk Payroll Fu	14,725.63	-	3,186.96	-
FD 504 / 903 - Registrar of Deeds Pay	6,770.80	-	3,227.51	-
FD 506 / xxx - Criminal Court Payroll F	14,852.28	-	4,431.74	-
FD 508 / 999 - PBA Payroll Fund	28,412.56	-	15,010.34	-
FD 510 / 910 - Clerk & Master Payroll	6,565.99	-	3,584.32	-
FD 511 / 914 - Metro Drug Commissio	403.34	-	-	-
FD 512 / 915 - Session Court Payroll F	7,691.79	-	3,791.10	-
FD 518 / 901 - Trustee Payroll Fund	8,998.95	-	3,357.26	-
FD 801 / 993 - Capital Assets General	9,313.11	9,313.11	-	-
FD 803 / 994 - Capital Assets School	6,121.99	6,121.99	-	-
FD 950 / 920 - MPC Fund	20,381.13	1,838.72	10,063.66	3,761.17
FD 952 / 925 - E-911 Fund	36,951.99	2,629.58	13,712.85	10,337.08
FD 954 / 930 - Geographic Information	5,608.80	1,028.80	2,817.99	848.11
FD 956 / 935 - Railroad Authority Fund	312.81	25.75	170.30	116.77
FD 958 / 940 - Animal Welfare Fund	6,072.83	(66.97)	2,063.82	553.11



FD 999 / 990 - Trustee Operating Fund	5,775.48	3,910.91	746.06	1,118.52
General Government	650.00	-	-	-
	<hr/>	<hr/>	<hr/>	<hr/>
	1,920,449.20	246,043.95	861,494.20	429,198.10
	<hr/>	<hr/>	<hr/>	<hr/>

KNOX COUNTY, TN  
1015710 - FINANCE

	Payroll	FIN General Government
<u>Grantee Department</u>		
1010920 - Internal Audit	378.18	-
1013210 - Law Department	2,113.92	-
1013320 - ADA Compliance Office	126.06	-
1013610 - Human Resources	1,008.48	-
1013910 - Mail Room - Operating	252.12	-
1015415 - Health Administration	1,522.41	-
1016010 - Purchasing	1,689.96	-
1016020 - Property Management	530.98	-
1016050 - e-Government Purchasing	265.49	-
1016930 - Auditing Contract	-	-
1017910 - Information Technology	5,177.09	-
1017920 - Records Management	796.47	-
1018903 - Sheriff Administration	-	-
1019710 - County Trustee	-	-
131 / 2350110 - PW - Administration	530.98	-
266 / 54000xx - Risk Management Fun	530.98	-
1015400 - Support Services	4,421.46	-

1010010 - Attorney General's Office	7,275.49	-
1010020 - Bad Check Unit	668.83	-
1010310 - Circuit Court Clerk's Office	-	-
1010320 - Civil Sessions Clerk's Office	-	-
1010330 - IV-D Child Support Clerk's O	2,338.37	-
1010610 - Probate Court	-	-
1010620 - Chancery Court	-	-
1010910 - County Commission Office	1,725.70	-
1010915 - Commission Discretionary	-	-
1010925 - Audit Committee	5.11	-
1010930 - Codes Commission	-	-
1010935 - Retirement Office Operation	-	-
1011210 - County Clerk's Office	-	-
1011510 - 4th Circuit Court Clerk's Off	-	-
1011520 - Criminal Court Clerk's Office	-	-
1011530 - Criminal Sessions Clerk's O	-	-
1011810 - Election Commission Office	10,410.33	-
1012110 - Circuit Court Judge's Office	-	-
1012120 - 4th Circuit Court Judge's Off	-	-
1012130 - Criminal Court Judge's Offic	-	-
1012140 - General Sessions Court Jud	1,592.95	-
1012150 - Jury Commission	132.75	-
1012410 - Juvenile Court Judges	5,100.50	-
1012420 - IV-D Referee Program	398.24	-
1012710 - Juvenile Court Clerk's Office	1,455.10	-
1013010 - Juvenile Service Center	8,357.88	-
1013011 - Juvenile Service Center Don	-	-
1013310 - County Mayor	1,036.44	-
1013362 - Family Justice Center	-	-
1013370 - UT/Knox County Extension	-	-
1013380 - Mayor's Education Summit	-	-
1014210 - Probation Office	1,327.46	-
1014510 - Office of Neighborhoods	-	-
1014810 - Park Maintenance	5,988.88	-
1014825 - U.S. Soccer Complex	-	-
1014830 - Recreation Administration	1,138.55	-
1014832 - New Harvest Farmer's Mark	-	-
1014840 - Park Improvement-Amusem	-	-
1014845 - Parks & Recreation	673.94	-
1015105 - Dept. of Community Develop	-	-
1015110 - Community Services Agenci	-	-
1015120 - Indigents Asst. (CAC/Paupe	-	-
1015130 - Economic and Dev. Grants	-	-
1015135 - John Tarleton Home	-	-
1015140 - Community Outreach	132.75	-
1015141 - Constituent Services	204.22	-
1015142 - Senior Center & Volunteer S	265.49	-
1015143 - Senior Picnic	-	-
1015145 - Frank Strang Senior Center	265.49	-
1015146 - South Knox Senior Center	265.49	-
1015147 - Halls Senior Center	265.49	-
1015148 - Corryton Senior Center	255.28	-
1015149 - Carter Senior Center	265.49	-
1015160 - Veterans' Services	255.28	-
1015165 - Office of Neighborhoods / C	556.51	-
1015403 - Preventive Health Services	4,145.75	-
1015406 - Dental Services	1,572.53	-
1015409 - Emergency Medical Service	-	-
1015412 - Food & Restaurant Inspectio	1,776.75	-
1015421 - Diagnostic Services	-	-
1015424 - Medial & Dental-Indigent Ca	-	-
1015430 - Pediatric Care Services	-	-
1015433 - Pharmacy	265.49	-
1015436 - Primary Care Services	-	-
1015439 - Animal Control	270.60	-
1015442 - School Health Program	132.75	-
1015445 - Social Services	1,061.97	-
1015448 - Ground Water Services	929.22	-
1015451 - Vector Control Services	-	-
1015454 - Disease Surveillance & Inve	924.11	-
1015457 - Vital Records	908.80	-

1015460 - Women's Health Services	265.49	-
1015463 - Community Health Services	2,430.27	-
1015465 - Child Car Seat Program	-	-
1015467 - Community Health Services	-	-
1016025 - Inop Car Lot/Sale Junk Cars	-	-
1016030 - Building Maintenance	964.96	-
1016310 - Property and Liability Insura	-	-
1016605 - Planning	-	-
1016610 - GIS	-	-
1016615 - Payments to Cities	-	-
1016620 - Emergency Management	-	-
1016635 - CAC Housing	-	-
1016645 - Other Operating Transfers	-	-
1016910 - Official's Expense	-	-
1016920 - Equipment	-	-
1016940 - Cases Charged to County	-	-
1016950 - Miscellaneous	-	-
1016955 - PBA Management & Operat	-	-
1016980 - Emp Ben General Fund	-	-
1017210 - Community Mediation Cente	-	-
1017510 - Fire Prevention	1,194.71	-
1017520 - Soil Conservation District	265.49	-
1017530 - Codes Administration	2,746.82	-
1017720 - Dirty Lot Ordinance	663.73	-
1018110 - Sheriff's Dept Merit System	525.88	-
1018310 - Property Assessor	6,259.47	-
1018320 - Equalization Board	76.58	-
1018330 - Digitized Mapping	-	-
1018510 - Public Defender	4,339.77	-
1018710 - Register of Deeds Office	-	-
1018720 - Register of Deeds-Data Proc	132.75	-
1018900 - Court Officers	-	-
1018906 - Records & Communication	-	-
1018912 - Training	-	-
1018915 - Planning & Development	-	-
1018918 - Stop Violence Against Wom	-	-
1018921 - Patrol	131,612.35	-
1018924 - Warrants	-	-
1018927 - Detectives	-	-
1018930 - Forensics	-	-
1018933 - Juvenile Division	-	-
1018936 - Special Teams	-	-
1018937 - Victim's Rights	-	-
1018938 - Chaplain's Fund	-	-
1018940 - Senior Citizens Awareness	-	-
1018942 - Narcotics	-	-
1018943 - Vice	-	-
1018945 - Internal Affairs	-	-
1018948 - Special Services	-	-
1018950 - Inmate Education	-	-
1018951 - DARE Donations	-	-
1018952 - Teen Academy-Sheriff	-	-
1018953 - Sexual Offender Registry	-	-
1018954 - Interest Earned-Inmates	-	-
1018955 - Donations / Sherriff-Target	-	-
1018956 - Honor Guard Golf Tourname	-	-
1018957 - Auxiliary Services	4,043.64	-
1018960 - Correctional Facilities	-	-
1018965 - Explorer Post	-	-
1018966 - Wal-Mart Foundation	-	-
1018967 - Helen R McNabb Interchang	-	-
1018969 - Jail Commissary	867.95	-
1018972 - Medical Examiner	-	-
1018980 - Sheriff's Radio Rebanding	-	-
1018985 - Sheriff's K-9 Donations	-	-
1018990 - KCSO Reserve Training Aca	-	-
1018991 - Fallen Officers	-	-
1018993 - Sheriff Animal Control	-	-
1018995 - Sheriff Juvenile Court Office	-	-
131 / 2350120 - PW - Highway Project	398.24	-
131 / 2350130 - PW - Stormwater Man	2,236.26	-

131 / 2350135 - Stormwater Ordinance	-	-
131 / 2350210 - PW - Highway & Bridg	10,241.85	-
131 / 2350220 - PW - Traffic Control	1,021.12	-
131 / 2350410 - PW - Engineering	597.36	-
131 / 2350425 - Subdivision Foreclosur	-	-
261 / 50000XX - Vehicle Service Cente	-	-
FD 101 / 100 - General Fund	-	-
FD 102 / 105 - General Fund Grants	16,925.09	-
FD 114 / 200 - Governmental Library Fu	270.60	-
FD 115 / 205 - Public Library Fund	26,487.89	-
FD 116 / 210 - Solid Waste Fund	3,298.22	-
FD 122 / 230 - Drug Control Fund	-	-
FD 123 / 220 - Hotel/Motel Fundwide	-	-
FD 128 / 215 - Air Quality Fund	1,858.44	-
FD 131 / 235 - Highway Fundwide	-	-
FD 141 / 240 - General Purpose Schoo	-	-
FD 142 / 250 - School Federal Projects	-	-
FD 146 / 245 - School Project Fund	-	-
FD 151 / 300 - Debt Service Fund	-	-
FD 171 / 400 - Public Improvement Fun	-	-
FD 177 - School Construction Fund	-	-
FD 178 - ADA Construction Fund	-	-
FD 261 / 500 - Vehicle Service Center F	2,665.13	-
FD 263 / 580 - Self Ins. Health Care Fu	-	-
FD 266 / 540 - Self Insurance Fund	-	-
FD 268 / 510 - Mailroom Service	-	-
FD 270 / 520 - Employees Benefit Fund	934.33	-
FD 274 / 550 - Building Operation Fund	-	-
FD 276 / 560 - Technical Support Fund	-	-
FD 278 / 570 - Capital Leasing Fund	-	-
FD 351 / 610 - Municipal Sales Tax Fun	-	-
FD 401 / 700 - Three Ridges Golf Cour	4,789.06	-
FD 502 / 902 - County Clerk Payroll Fu	11,538.67	-
FD 504 / 903 - Registrar of Deeds Payr	3,543.29	-
FD 506 / xxx - Criminal Court Payroll Fu	10,420.54	-
FD 508 / 999 - PBA Payroll Fund	13,402.22	-
FD 510 / 910 - Clerk & Master Payroll F	2,981.67	-
FD 511 / 914 - Metro Drug Commission	403.34	-
FD 512 / 915 - Session Court Payroll F	3,900.68	-
FD 518 / 901 - Trustee Payroll Fund	5,641.70	-
FD 801 / 993 - Capital Assets General	-	-
FD 803 / 994 - Capital Assets School	-	-
FD 950 / 920 - MPC Fund	4,717.58	-
FD 952 / 925 - E-911 Fund	10,272.48	-
FD 954 / 930 - Geographic Information	913.90	-
FD 956 / 935 - Railroad Authority Fund	-	-
FD 958 / 940 - Animal Welfare Fund	3,522.87	-
FD 999 / 990 - Trustee Operating Fund	-	-
General Government	-	650.00
	<hr/>	
	383,062.95	650.00
	<hr/>	

**Knox County, Tennessee  
OMB A-87 Cost Allocation Plan**

**Purchasing (1016010)**

**Nature and Extent of Services**

The Purchasing Department has primary responsibility for all procurement activities undertaken by all County departments. The Department monitors and ensures compliance to the Procurement Code of Knox County. Specific activities of the Department include:

- Processing requisitions
- Develop and issue bid/proposal documents
- Provide customer service and public relations to departments and vendors
- Contract administration
- Coordinate supplier diversity initiative for companies doing business in Knox County

Costs for the Purchasing Department have been allocated as follows:

**Purchasing Services** – Costs are allocated based on the number of purchase orders processed per department.

KNOX COUNTY, TN  
1016010 - PURCHASING

Functions:	Total	GeneralAdmin	Purchasing Services	PU General Government
<b>Expenditures:</b>				
Salaries & Wages	617,718.35	110,849.82	506,868.53	-
Related Benefits	178,832.74	32,091.61	146,741.13	-
Services	32,876.47	5,899.70	26,976.77	-
Supplies / Materials	9,099.39	1,632.89	7,466.50	-
Other	4,283.00	-	-	4,283.00
<b>Total Expenditures</b>	<b>842,809.95</b>	<b>150,474.02</b>	<b>688,052.93</b>	<b>4,283.00</b>
General & Administrative Allocation	-	(150,474.02)	150,474.02	-
<b>Incoming Costs</b>				
<b>1st Allocation</b>				
Equipment Use Charges	3,640.06	3,640.06	-	-
1010920 - Internal Audit	817.65	817.65	-	-
1013210 - Law Department	875.77	875.77	-	-
1013320 - ADA Compliance Office	317.97	317.97	-	-
1013610 - Human Resources	2,926.73	2,926.73	-	-
1013910 - Mail Room - Operating	57.44	57.44	-	-
1015710 - Finance	5,880.61	5,880.61	-	-
<b>Total 1st Allocation</b>	<b>14,516.22</b>	<b>14,516.22</b>	<b>-</b>	<b>-</b>
General & Administrative Allocation	-	(14,516.22)	14,516.22	-
<b>Total 1st Tier Allocation</b>	<b>857,326.17</b>	<b>-</b>	<b>853,043.17</b>	<b>4,283.00</b>
<b>2nd Allocation</b>				
1010920 - Internal Audit	54.71	54.71	-	-
1013210 - Law Department	48.05	48.05	-	-
1013320 - ADA Compliance Office	21.74	21.74	-	-
1013610 - Human Resources	127.47	127.47	-	-
1013910 - Mail Room - Operating	6.31	6.31	-	-
1015710 - Finance	311.85	311.85	-	-
1016020 - Property Management	2,101.66	2,101.66	-	-
1016930 - Auditing Contract	2,680.65	2,680.65	-	-
1017910 - Information Technology	33,418.99	33,418.99	-	-
1017920 - Records Management	4,004.65	4,004.65	-	-
1019710 - County Trustee	2,601.42	2,601.42	-	-
266 / 54000xx - Risk Management Fun	404.06	404.06	-	-
<b>Total 2nd Allocation</b>	<b>45,781.55</b>	<b>45,781.55</b>	<b>-</b>	<b>-</b>
General & Administrative Allocation	-	(45,781.55)	45,781.55	-
<b>Total 2nd Tier Allocation</b>	<b>45,781.55</b>	<b>-</b>	<b>45,781.55</b>	<b>-</b>
<b>Total Incoming Costs</b>	<b>60,297.78</b>	<b>-</b>	<b>60,297.78</b>	<b>-</b>
<b>Total Allocated Cost</b>	<b>903,107.73</b>	<b>-</b>	<b>898,824.73</b>	<b>4,283.00</b>

KNOX COUNTY, TN  
1016010 - PURCHASING

Department: 1016010 - Purchasing  
Function: Purchasing Services

Total 1st Tier Allocation \$ 853,043.17  
Total 2nd Tier Allocation 45,781.55

Total Allocation Cost \$ 898,824.73

	Allocation Units	Allocated Percentage	Gross Allocation	Direct Billed	1st Tier Allocation	2nd Tier Allocation	Total Allocated
<u>Grantee Department</u>							
1010920 - Internal Audit	1	0.01 %	106.42	-	106.42	-	106.42
1013210 - Law Department	16	0.20 %	1,702.68	-	1,702.68	-	1,702.68
1013610 - Human Resources	3	0.04 %	319.25	-	319.25	-	319.25
1013910 - Mail Room - Operating	3	0.04 %	319.25	-	319.25	-	319.25
1015415 - Health Administration	14	0.17 %	1,489.85	-	1,489.85	-	1,489.85
1015710 - Finance	3	0.04 %	319.25	-	319.25	-	319.25
1016020 - Property Management	21	0.26 %	2,234.77	-	2,234.77	120.54	2,355.31
1017910 - Information Technology	32	0.40 %	3,405.36	-	3,405.36	183.68	3,589.04
1017920 - Records Management	10	0.12 %	1,064.18	-	1,064.18	57.40	1,121.57
1018903 - Sheriff Administration	30	0.37 %	3,192.53	-	3,192.53	172.20	3,364.72
1019710 - County Trustee	17	0.21 %	1,809.10	-	1,809.10	97.58	1,906.68
131 / 2350110 - PW - Administration	1	0.01 %	106.42	-	106.42	5.74	112.16
266 / 54000xx - Risk Management Fund	18	0.22 %	1,915.52	-	1,915.52	103.32	2,018.83
1015400 - Support Services	47	0.59 %	5,001.63	-	5,001.63	269.78	5,271.40
1010010 - Attorney General's Office	7	0.09 %	744.92	-	744.92	40.18	785.10
1010310 - Circuit Court Clerk's Office	14	0.17 %	1,489.85	-	1,489.85	80.36	1,570.20
1010320 - Civil Sessions Clerk's Office	6	0.07 %	638.51	-	638.51	34.44	672.94
1010330 - IV-D Child Support Clerk's Office	15	0.19 %	1,596.26	-	1,596.26	86.10	1,682.36
1010610 - Probate Court	18	0.22 %	1,915.52	-	1,915.52	103.32	2,018.83
1010620 - Chancery Court	13	0.16 %	1,383.43	-	1,383.43	74.62	1,458.05
1010910 - County Commission Office	11	0.14 %	1,170.59	-	1,170.59	63.14	1,233.73
1011210 - County Clerk's Office	126	1.57 %	13,408.61	-	13,408.61	723.23	14,131.84
1011510 - 4th Circuit Court Clerk's Office	11	0.14 %	1,170.59	-	1,170.59	63.14	1,233.73
1011520 - Criminal Court Clerk's Office	8	0.10 %	851.34	-	851.34	45.92	897.26
1011530 - Criminal Sessions Clerk's Office	4	0.05 %	425.67	-	425.67	22.96	448.63
1011810 - Election Commission Office	5	0.06 %	532.09	-	532.09	28.70	560.79
1012120 - 4th Circuit Court Judge's Office	2	0.02 %	212.84	-	212.84	11.48	224.31
1012140 - General Sessions Court Judges	3	0.04 %	319.25	-	319.25	17.22	336.47
1012150 - Jury Commission	2	0.02 %	212.84	-	212.84	11.48	224.31
1012410 - Juvenile Court Judges	25	0.31 %	2,660.44	-	2,660.44	143.50	2,803.94
1012420 - IV-D Referee Program	2	0.02 %	212.84	-	212.84	11.48	224.31
1012710 - Juvenile Court Clerk's Office	11	0.14 %	1,170.59	-	1,170.59	63.14	1,233.73
1013010 - Juvenile Service Center	8	0.10 %	851.34	-	851.34	45.92	897.26
1013310 - County Mayor	50	0.62 %	5,320.88	-	5,320.88	287.00	5,607.87
1014210 - Probation Office	1	0.01 %	106.42	-	106.42	5.74	112.16
1014810 - Park Maintenance	18	0.22 %	1,915.52	-	1,915.52	103.32	2,018.83
1014830 - Recreation Administration	12	0.15 %	1,277.01	-	1,277.01	68.88	1,345.89
1014840 - Park Improvement-Amusement	26	0.32 %	2,766.86	-	2,766.86	149.24	2,916.09



1014845 - Parks & Recreation	2	0.02 %	212.84	-	212.84	11.48	224.31
1015142 - Senior Center & Volunteer Service	2	0.02 %	212.84	-	212.84	11.48	224.31
1015145 - Frank Strang Senior Center	12	0.15 %	1,277.01	-	1,277.01	68.88	1,345.89
1015146 - South Knox Senior Center	2	0.02 %	212.84	-	212.84	11.48	224.31
1015147 - Halls Senior Center	1	0.01 %	106.42	-	106.42	5.74	112.16
1015149 - Carter Senior Center	3	0.04 %	319.25	-	319.25	17.22	336.47
1015160 - Veterans' Services	7	0.09 %	744.92	-	744.92	40.18	785.10
1015165 - Office of Neighborhoods / Commur	6	0.07 %	638.51	-	638.51	34.44	672.94
1015403 - Preventive Health Services	6	0.07 %	638.51	-	638.51	34.44	672.94
1015406 - Dental Services	11	0.14 %	1,170.59	-	1,170.59	63.14	1,233.73
1015412 - Food & Restaurant Inspection	3	0.04 %	319.25	-	319.25	17.22	336.47
1015433 - Pharmacy	4	0.05 %	425.67	-	425.67	22.96	448.63
1015445 - Social Services	3	0.04 %	319.25	-	319.25	17.22	336.47
1015448 - Ground Water Services	6	0.07 %	638.51	-	638.51	34.44	672.94
1015454 - Disease Surveillance & Investigatic	9	0.11 %	957.76	-	957.76	51.66	1,009.42
1015457 - Vital Records	5	0.06 %	532.09	-	532.09	28.70	560.79
1015460 - Women's Health Services	8	0.10 %	851.34	-	851.34	45.92	897.26
1015465 - Child Car Seat Program	6	0.07 %	638.51	-	638.51	34.44	672.94
1016025 - Inop Car Lot/Sale Junk Cars	1	0.01 %	106.42	-	106.42	5.74	112.16
1016030 - Building Maintenance	8	0.10 %	851.34	-	851.34	45.92	897.26
1016920 - Equipment	103	1.28 %	10,961.01	-	10,961.01	591.21	11,552.22
1016950 - Miscellaneous	3	0.04 %	319.25	-	319.25	17.22	336.47
1017530 - Codes Administration	1	0.01 %	106.42	-	106.42	5.74	112.16
1018110 - Sheriff's Dept Merit System	38	0.47 %	4,043.87	-	4,043.87	218.12	4,261.98
1018310 - Property Assessor	3	0.04 %	319.25	-	319.25	17.22	336.47
1018510 - Public Defender	17	0.21 %	1,809.10	-	1,809.10	97.58	1,906.68
1018710 - Register of Deeds Office	2	0.02 %	212.84	-	212.84	11.48	224.31
1018900 - Court Officers	1	0.01 %	106.42	-	106.42	5.74	112.16
1018906 - Records & Communication	25	0.31 %	2,660.44	-	2,660.44	143.50	2,803.94
1018912 - Training	43	0.54 %	4,575.96	-	4,575.96	246.82	4,822.77
1018915 - Planning & Development	2	0.02 %	212.84	-	212.84	11.48	224.31
1018918 - Stop Violence Against Women	8	0.10 %	851.34	-	851.34	45.92	897.26
1018921 - Patrol	301	3.75 %	32,031.69	-	32,031.69	1,727.71	33,759.40
1018924 - Warrants	10	0.12 %	1,064.18	-	1,064.18	57.40	1,121.57
1018927 - Detectives	19	0.24 %	2,021.93	-	2,021.93	109.06	2,130.99
1018930 - Forensics	25	0.31 %	2,660.44	-	2,660.44	143.50	2,803.94
1018933 - Juvenile Division	4	0.05 %	425.67	-	425.67	22.96	448.63
1018940 - Senior Citizens Awareness	3	0.04 %	319.25	-	319.25	17.22	336.47
1018942 - Narcotics	25	0.31 %	2,660.44	-	2,660.44	143.50	2,803.94
1018945 - Internal Affairs	2	0.02 %	212.84	-	212.84	11.48	224.31
1018948 - Special Services	11	0.14 %	1,170.59	-	1,170.59	63.14	1,233.73
1018951 - DARE Donations	1	0.01 %	106.42	-	106.42	5.74	112.16
1018953 - Sexual Offender Registry	5	0.06 %	532.09	-	532.09	28.70	560.79
1018954 - Interest Earned-Inmates	3	0.04 %	319.25	-	319.25	17.22	336.47
1018956 - Honor Guard Golf Tournament	2	0.02 %	212.84	-	212.84	11.48	224.31
1018957 - Auxiliary Services	2	0.02 %	212.84	-	212.84	11.48	224.31
1018960 - Correctional Facilities	969	12.09 %	103,118.62	-	103,118.62	5,561.98	108,680.59
1018969 - Jail Commissary	301	3.75 %	32,031.69	-	32,031.69	1,727.71	33,759.40
1018985 - Sheriff's K-9 Donations	8	0.10 %	851.34	-	851.34	45.92	897.26
1018990 - KCSO Reserve Training Academy	1	0.01 %	106.42	-	106.42	5.74	112.16
1018995 - Sheriff Juvenile Court Officers	4	0.05 %	425.67	-	425.67	22.96	448.63
131 / 2350130 - PW - Stormwater Manageme	1	0.01 %	106.42	-	106.42	5.74	112.16
131 / 2350210 - PW - Highway & Bridge Main	3	0.04 %	319.25	-	319.25	17.22	336.47
131 / 2350220 - PW - Traffic Control	15	0.19 %	1,596.26	-	1,596.26	86.10	1,682.36
131 / 2350410 - PW - Engineering	1	0.01 %	106.42	-	106.42	5.74	112.16
261 / 50000XX - Vehicle Service Center Fund	121	1.51 %	12,876.52	-	12,876.52	694.53	13,571.05

FD 102 / 105 - General Fund Grants	326	4.07 %	34,692.13	-	34,692.13	1,871.21	36,563.34
FD 114 / 200 - Governmental Library Fund	3	0.04 %	319.25	-	319.25	17.22	336.47
FD 115 / 205 - Public Library Fund	330	4.12 %	35,117.80	-	35,117.80	1,894.17	37,011.97
FD 116 / 210 - Solid Waste Fund	10	0.12 %	1,064.18	-	1,064.18	57.40	1,121.57
FD 122 / 230 - Drug Control Fund	39	0.49 %	4,150.28	-	4,150.28	223.86	4,374.14
FD 128 / 215 - Air Quality Fund	28	0.35 %	2,979.69	-	2,979.69	160.72	3,140.41
FD 141 / 240 - General Purpose School Fund	1,429	17.83 %	152,070.70	-	152,070.70	8,202.34	160,273.03
FD 142 / 250 - School Federal Projects Fund	1,199	14.96 %	127,594.66	-	127,594.66	6,882.16	134,476.81
FD 146 / 245 - School Project Fund	687	8.57 %	73,108.86	-	73,108.86	3,943.32	77,052.19
FD 171 / 400 - Public Improvement Fund	181	2.26 %	19,261.58	-	19,261.58	1,038.92	20,300.50
FD 177 - School Construction Fund	683	8.52 %	72,683.19	-	72,683.19	3,920.36	76,603.56
FD 268 / 510 - Mailroom Service	15	0.19 %	1,596.26	-	1,596.26	86.10	1,682.36
FD 274 / 550 - Building Operation Fund	1	0.01 %	106.42	-	106.42	5.74	112.16
FD 276 / 560 - Technical Support Fund	112	1.40 %	11,918.77	-	11,918.77	642.87	12,561.64
FD 401 / 700 - Three Ridges Golf Course	12	0.15 %	1,277.01	-	1,277.01	68.88	1,345.89
FD 950 / 920 - MPC Fund	119	1.48 %	12,663.69	-	12,663.69	683.05	13,346.74
FD 952 / 925 - E-911 Fund	22	0.27 %	2,341.19	-	2,341.19	126.28	2,467.46
FD 954 / 930 - Geographic Information System	18	0.22 %	1,915.52	-	1,915.52	103.32	2,018.83
	<b>8,016</b>	<b>100.00 %</b>	<b>853,043.17</b>	<b>-</b>	<b>853,043.17</b>	<b>45,781.55</b>	<b>898,824.73</b>

Allocation Basis: Purchase Orders Processed per Department

Allocation Source: Transaction Report from GREAT

KNOX COUNTY, TN  
1016010 - PURCHASING

Department: 1016010 - Purchasing  
Function: PU General Government

Total 1st Tier Allocation \$ 4,283.00  
Total 2nd Tier Allocation -

Total Allocation Cost \$ 4,283.00

	Allocation Units	Allocated Percentage	Gross Allocation	Direct Billed	1st Tier Allocation	2nd Tier Allocation	Total Allocated
Grantee Department							
General Government	100	100.00 %	4,283.00	-	4,283.00	-	4,283.00
	100	100.00 %	4,283.00	-	4,283.00	-	4,283.00

Allocation Basis: Direct Allocation

Allocation Source: Direct Allocation

KNOX COUNTY, TN  
1016010 - PURCHASING

	Total	Purchasing Services	PU General Government
<u>Grantee Department</u>			
1010920 - Internal Audit	106.42	106.42	-
1013210 - Law Department	1,702.68	1,702.68	-
1013610 - Human Resources	319.25	319.25	-
1013910 - Mail Room - Operating	319.25	319.25	-
1015415 - Health Administration	1,489.85	1,489.85	-
1015710 - Finance	319.25	319.25	-
1016020 - Property Management	2,355.31	2,355.31	-
1017910 - Information Technology	3,589.04	3,589.04	-
1017920 - Records Management	1,121.57	1,121.57	-
1018903 - Sheriff Administration	3,364.72	3,364.72	-
1019710 - County Trustee	1,906.68	1,906.68	-
131 / 2350110 - PW - Administration	112.16	112.16	-
266 / 54000xx - Risk Management Fun	2,018.83	2,018.83	-
1015400 - Support Services	5,271.40	5,271.40	-
1010010 - Attorney General's Office	785.10	785.10	-
1010310 - Circuit Court Clerk's Office	1,570.20	1,570.20	-
1010320 - Civil Sessions Clerk's Office	672.94	672.94	-
1010330 - IV-D Child Support Clerk's O	1,682.36	1,682.36	-
1010610 - Probate Court	2,018.83	2,018.83	-
1010620 - Chancery Court	1,458.05	1,458.05	-
1010910 - County Commission Office	1,233.73	1,233.73	-
1011210 - County Clerk's Office	14,131.84	14,131.84	-
1011510 - 4th Circuit Court Clerk's Of	1,233.73	1,233.73	-
1011520 - Criminal Court Clerk's Offic	897.26	897.26	-
1011530 - Criminal Sessions Clerk's O	448.63	448.63	-
1011810 - Election Commission Office	560.79	560.79	-
1012120 - 4th Circuit Court Judge's O	224.31	224.31	-
1012140 - General Sessions Court Ju	336.47	336.47	-
1012150 - Jury Commission	224.31	224.31	-
1012410 - Juvenile Court Judges	2,803.94	2,803.94	-
1012420 - IV-D Referee Program	224.31	224.31	-
1012710 - Juvenile Court Clerk's Offic	1,233.73	1,233.73	-
1013010 - Juvenile Service Center	897.26	897.26	-
1013310 - County Mayor	5,607.87	5,607.87	-
1014210 - Probation Office	112.16	112.16	-
1014810 - Park Maintenance	2,018.83	2,018.83	-
1014830 - Recreation Administration	1,345.89	1,345.89	-
1014840 - Park Improvement-Amusem	2,916.09	2,916.09	-
1014845 - Parks & Recreation	224.31	224.31	-
1015142 - Senior Center & Volunteer S	224.31	224.31	-
1015145 - Frank Strang Senior Center	1,345.89	1,345.89	-
1015146 - South Knox Senior Center	224.31	224.31	-
1015147 - Halls Senior Center	112.16	112.16	-
1015149 - Carter Senior Center	336.47	336.47	-
1015160 - Veterans' Services	785.10	785.10	-
1015165 - Office of Neighborhoods / C	672.94	672.94	-
1015403 - Preventive Health Services	672.94	672.94	-
1015406 - Dental Services	1,233.73	1,233.73	-
1015412 - Food & Restaurant Inspecti	336.47	336.47	-
1015433 - Pharmacy	448.63	448.63	-
1015445 - Social Services	336.47	336.47	-
1015448 - Ground Water Services	672.94	672.94	-
1015454 - Disease Surveillance & Inve	1,009.42	1,009.42	-
1015457 - Vital Records	560.79	560.79	-
1015460 - Women's Health Services	897.26	897.26	-
1015465 - Child Car Seat Program	672.94	672.94	-
1016025 - Inop Car Lot/Sale Junk Car	112.16	112.16	-
1016030 - Building Maintenance	897.26	897.26	-
1016920 - Equipment	11,552.22	11,552.22	-
1016950 - Miscellaneous	336.47	336.47	-

1017530 - Codes Administration	112.16	112.16	-
1018110 - Sheriff's Dept Merit System	4,261.98	4,261.98	-
1018310 - Property Assessor	336.47	336.47	-
1018510 - Public Defender	1,906.68	1,906.68	-
1018710 - Register of Deeds Office	224.31	224.31	-
1018900 - Court Officers	112.16	112.16	-
1018906 - Records & Communication	2,803.94	2,803.94	-
1018912 - Training	4,822.77	4,822.77	-
1018915 - Planning & Development	224.31	224.31	-
1018918 - Stop Violence Against Wom	897.26	897.26	-
1018921 - Patrol	33,759.40	33,759.40	-
1018924 - Warrants	1,121.57	1,121.57	-
1018927 - Detectives	2,130.99	2,130.99	-
1018930 - Forensics	2,803.94	2,803.94	-
1018933 - Juvenile Division	448.63	448.63	-
1018940 - Senior Citizens Awareness	336.47	336.47	-
1018942 - Narcotics	2,803.94	2,803.94	-
1018945 - Internal Affairs	224.31	224.31	-
1018948 - Special Services	1,233.73	1,233.73	-
1018951 - DARE Donations	112.16	112.16	-
1018953 - Sexual Offender Registry	560.79	560.79	-
1018954 - Interest Earned-Inmates	336.47	336.47	-
1018956 - Honor Guard Golf Tournam	224.31	224.31	-
1018957 - Auxiliary Services	224.31	224.31	-
1018960 - Correctional Facilities	108,680.59	108,680.59	-
1018969 - Jail Commissary	33,759.40	33,759.40	-
1018985 - Sheriff's K-9 Donations	897.26	897.26	-
1018990 - KCSO Reserve Training Ac	112.16	112.16	-
1018995 - Sheriff Juvenile Court Office	448.63	448.63	-
131 / 2350130 - PW - Stormwater Man	112.16	112.16	-
131 / 2350210 - PW - Highway & Bridg	336.47	336.47	-
131 / 2350220 - PW - Traffic Control	1,682.36	1,682.36	-
131 / 2350410 - PW - Engineering	112.16	112.16	-
261 / 50000XX - Vehicle Service Cente	13,571.05	13,571.05	-
FD 102 / 105 - General Fund Grants	36,563.34	36,563.34	-
FD 114 / 200 - Governmental Library F	336.47	336.47	-
FD 115 / 205 - Public Library Fund	37,011.97	37,011.97	-
FD 116 / 210 - Solid Waste Fund	1,121.57	1,121.57	-
FD 122 / 230 - Drug Control Fund	4,374.14	4,374.14	-
FD 128 / 215 - Air Quality Fund	3,140.41	3,140.41	-
FD 141 / 240 - General Purpose Scho	160,273.03	160,273.03	-
FD 142 / 250 - School Federal Project	134,476.81	134,476.81	-
FD 146 / 245 - School Project Fund	77,052.19	77,052.19	-
FD 171 / 400 - Public Improvement Fu	20,300.50	20,300.50	-
FD 177 - School Construction Fund	76,603.56	76,603.56	-
FD 268 / 510 - Mailroom Service	1,682.36	1,682.36	-
FD 274 / 550 - Building Operation Fun	112.16	112.16	-
FD 276 / 560 - Technical Support Fund	12,561.64	12,561.64	-
FD 401 / 700 - Three Ridges Golf Cou	1,345.89	1,345.89	-
FD 950 / 920 - MPC Fund	13,346.74	13,346.74	-
FD 952 / 925 - E-911 Fund	2,467.46	2,467.46	-
FD 954 / 930 - Geographic Information	2,018.83	2,018.83	-
General Government	4,283.00	-	4,283.00

---

903,107.73	898,824.73	4,283.00
------------	------------	----------

---

**Knox County, Tennessee  
OMB A-87 Cost Allocation Plan**

**Property Management (1016020)**

**Nature and Extent of Services**

The Property Management Department has primary responsibility for managing and reporting the status of fixed assets for all County departments. The department maintains up-to-date inventories of property, disposes of surplus property, and delivers warehoused supply requests when needed. Primary activities include:

- Re-utilization and disposal of surplus property
- Maintain inventory of personal and real property

Costs for the Property Management Department have been allocated as follows:

**Property Management** – Costs are allocated based on the number of fixed assets maintained per department as reported in the inventory system.

**Schools Buying** – Costs are allocated 100% to Schools.

KNOX COUNTY, TN  
1016020 - PROPERTY MANAGEMENT

Functions:	Total	GeneralAdmin	Property Management	School Buying
<b>Expenditures:</b>				
Salaries & Wages	201,517.43	50,685.53	111,335.64	39,496.26
Related Benefits	70,718.74	17,787.13	39,071.14	13,860.47
Services	34,971.35	8,795.97	19,321.20	6,854.18
Supplies / Materials	5,887.98	1,480.94	3,253.03	1,154.01
Other	650.00	-	-	-
<b>Total Expenditures</b>	<b>313,745.50</b>	<b>78,749.57</b>	<b>172,981.01</b>	<b>61,364.92</b>
General & Administrative Allocation	-	(78,749.57)	58,128.51	20,621.06
<b>Incoming Costs</b>				
<b>1st Allocation</b>				
Equipment Use Charges	480.32	480.32	-	-
1010920 - Internal Audit	520.03	520.03	-	-
1013210 - Law Department	326.01	326.01	-	-
1013320 - ADA Compliance Office	133.60	133.60	-	-
1013610 - Human Resources	1,229.72	1,229.72	-	-
1013910 - Mail Room - Operating	2.45	2.45	-	-
1015710 - Finance	3,293.32	3,293.32	-	-
1016010 - Purchasing	2,234.77	2,234.77	-	-
<b>Total 1st Allocation</b>	<b>8,220.23</b>	<b>8,220.23</b>	<b>-</b>	<b>-</b>
General & Administrative Allocation	-	(8,220.23)	6,067.71	2,152.52
<b>Total 1st Tier Allocation</b>	<b>321,965.73</b>	<b>-</b>	<b>237,177.23</b>	<b>84,138.50</b>
<b>2nd Allocation</b>				
1010920 - Internal Audit	34.80	34.80	-	-
1013210 - Law Department	17.89	17.89	-	-
1013320 - ADA Compliance Office	9.13	9.13	-	-
1013610 - Human Resources	53.56	53.56	-	-
1013910 - Mail Room - Operating	0.27	0.27	-	-
1015710 - Finance	174.67	174.67	-	-
1016010 - Purchasing	120.54	120.54	-	-
1016930 - Auditing Contract	1,704.92	1,704.92	-	-
1017910 - Information Technology	11,139.66	11,139.66	-	-
1019710 - County Trustee	1,654.53	1,654.53	-	-
266 / 54000xx - Risk Management Fun	37.61	37.61	-	-
<b>Total 2nd Allocation</b>	<b>14,947.57</b>	<b>14,947.57</b>	<b>-</b>	<b>-</b>
General & Administrative Allocation	-	(14,947.57)	11,033.46	3,914.11
<b>Total 2nd Tier Allocation</b>	<b>14,947.57</b>	<b>-</b>	<b>11,033.46</b>	<b>3,914.11</b>
<b>Total Incoming Costs</b>	<b>23,167.80</b>	<b>-</b>	<b>17,101.17</b>	<b>6,066.63</b>
<b>Total Allocated Cost</b>	<b>336,913.30</b>	<b>-</b>	<b>248,210.69</b>	<b>88,052.61</b>

KNOX COUNTY, TN  
1016020 - PROPERTY MANAGEMENT

Functions: PM General  
Government

Expenditures:	
Salaries & Wages	-
Related Benefits	-
Services	-
Supplies / Materials	-
Other	650.00
	<hr/>
Total Expenditures	650.00
General & Administrative Allocation	-
Incoming Costs	
1st Allocation	
Equipment Use Charges	-
1010920 - Internal Audit	-
1013210 - Law Department	-
1013320 - ADA Compliance Office	-
1013610 - Human Resources	-
1013910 - Mail Room - Operating	-
1015710 - Finance	-
1016010 - Purchasing	-
	<hr/>
Total 1st Allocation	-
General & Administrative Allocation	-
	<hr/>
Total 1st Tier Allocation	650.00
2nd Allocation	
1010920 - Internal Audit	-
1013210 - Law Department	-
1013320 - ADA Compliance Office	-
1013610 - Human Resources	-
1013910 - Mail Room - Operating	-
1015710 - Finance	-
1016010 - Purchasing	-
1016930 - Auditing Contract	-
1017910 - Information Technology	-
1019710 - County Trustee	-
266 / 54000xx - Risk Management Fun	-
	<hr/>
Total 2nd Allocation	-
General & Administrative Allocation	-
	<hr/>
Total 2nd Tier Allocation	-
Total Incoming Costs	-
Total Allocated Cost	650.00
	<hr/>



KNOX COUNTY, TN  
1016020 - PROPERTY MANAGEMENT

Department: 1016020 - Property Management  
Function: Property Management

Total 1st Tier Allocation \$ 237,177.23  
Total 2nd Tier Allocation 11,033.46

Total Allocation Cost \$ 248,210.69

	Allocation Units	Allocated Percentage	Gross Allocation	Direct Billed	1st Tier Allocation	2nd Tier Allocation	Total Allocated
<u>Grantee Department</u>							
1013210 - Law Department	36	0.52 %	1,240.32	-	1,240.32	-	1,240.32
1013320 - ADA Compliance Office	2	0.03 %	68.91	-	68.91	-	68.91
1013610 - Human Resources	75	1.09 %	2,584.01	-	2,584.01	-	2,584.01
1013910 - Mail Room - Operating	1	0.01 %	34.45	-	34.45	-	34.45
1015415 - Health Administration	415	6.03 %	14,298.16	-	14,298.16	-	14,298.16
1015710 - Finance	86	1.25 %	2,962.99	-	2,962.99	-	2,962.99
1016010 - Purchasing	61	0.89 %	2,101.66	-	2,101.66	-	2,101.66
1017910 - Information Technology	228	3.31 %	7,855.38	-	7,855.38	405.22	8,260.60
1017920 - Records Management	34	0.49 %	1,171.42	-	1,171.42	60.43	1,231.84
1018903 - Sheriff Administration	1,384	20.10 %	47,683.51	-	47,683.51	2,459.78	50,143.29
1019710 - County Trustee	82	1.19 %	2,825.18	-	2,825.18	145.74	2,970.92
131 / 2350110 - PW - Administration	236	3.43 %	8,131.00	-	8,131.00	419.44	8,550.45
266 / 54000xx - Risk Management Fund	3	0.04 %	103.36	-	103.36	5.33	108.69
1010010 - Attorney General's Office	212	3.08 %	7,304.12	-	7,304.12	376.79	7,680.91
1010310 - Circuit Court Clerk's Office	58	0.84 %	1,998.30	-	1,998.30	103.08	2,101.38
1010330 - IV-D Child Support Clerk's Office	1	0.01 %	34.45	-	34.45	1.78	36.23
1010610 - Probate Court	17	0.25 %	585.71	-	585.71	30.21	615.92
1010620 - Chancery Court	59	0.86 %	2,032.75	-	2,032.75	104.86	2,137.61
1010910 - County Commission Office	39	0.57 %	1,343.68	-	1,343.68	69.31	1,413.00
1011210 - County Clerk's Office	153	2.22 %	5,271.37	-	5,271.37	271.93	5,543.30
1011510 - 4th Circuit Court Clerk's Office	34	0.49 %	1,171.42	-	1,171.42	60.43	1,231.84
1011520 - Criminal Court Clerk's Office	138	2.00 %	4,754.57	-	4,754.57	245.27	4,999.84
1011810 - Election Commission Office	367	5.33 %	12,644.40	-	12,644.40	652.27	13,296.67
1012110 - Circuit Court Judge's Office	9	0.13 %	310.08	-	310.08	16.00	326.08
1012120 - 4th Circuit Court Judge's Office	1	0.01 %	34.45	-	34.45	1.78	36.23
1012130 - Criminal Court Judge's Office	27	0.39 %	930.24	-	930.24	47.99	978.23
1012140 - General Sessions Court Judges	94	1.37 %	3,238.62	-	3,238.62	167.07	3,405.69
1012150 - Jury Commission	4	0.06 %	137.81	-	137.81	7.11	144.92
1012710 - Juvenile Court Clerk's Office	105	1.53 %	3,617.61	-	3,617.61	186.62	3,804.22
1013010 - Juvenile Service Center	25	0.36 %	861.34	-	861.34	44.43	905.77
1013310 - County Mayor	33	0.48 %	1,136.96	-	1,136.96	58.65	1,195.61
1013330 - Legislative Delegation	8	0.12 %	275.63	-	275.63	14.22	289.85
1013370 - UT/Knox County Extension	17	0.25 %	585.71	-	585.71	30.21	615.92
1014210 - Probation Office	19	0.28 %	654.61	-	654.61	33.77	688.38
1014830 - Recreation Administration	14	0.20 %	482.35	-	482.35	24.88	507.23
1015135 - John Tarleton Home	1,463	21.25 %	50,405.33	-	50,405.33	2,600.19	53,005.51
1015160 - Veterans' Services	3	0.04 %	103.36	-	103.36	5.33	108.69
1015409 - Emergency Medical Services	14	0.20 %	482.35	-	482.35	24.88	507.23

1015439 - Animal Control	18	0.26 %	620.16	-	620.16	31.99	652.15
1015950 - Credit Union	1	0.01 %	34.45	-	34.45	1.78	36.23
1017510 - Fire Prevention	33	0.48 %	1,136.96	-	1,136.96	58.65	1,195.61
1017520 - Soil Conservation District	3	0.04 %	103.36	-	103.36	5.33	108.69
1017530 - Codes Administration	48	0.70 %	1,653.76	-	1,653.76	85.31	1,739.07
1018110 - Sheriff's Dept Merit System	14	0.20 %	482.35	-	482.35	24.88	507.23
1018310 - Property Assessor	93	1.35 %	3,204.17	-	3,204.17	165.29	3,369.46
1018320 - Equalization Board	21	0.31 %	723.52	-	723.52	37.32	760.84
1018510 - Public Defender	3	0.04 %	103.36	-	103.36	5.33	108.69
1018710 - Register of Deeds Office	94	1.37 %	3,238.62	-	3,238.62	167.07	3,405.69
1018720 - Register of Deeds-Data Proc	19	0.28 %	654.61	-	654.61	33.77	688.38
1018900 - Court Officers	1	0.01 %	34.45	-	34.45	1.78	36.23
1018933 - Juvenile Division	1	0.01 %	34.45	-	34.45	1.78	36.23
1018972 - Medical Examiner	7	0.10 %	241.17	-	241.17	12.44	253.61
131 / 2350210 - PW - Highway & Bridge Main	1	0.01 %	34.45	-	34.45	1.78	36.23
131 / 2350410 - PW - Engineering	10	0.15 %	344.53	-	344.53	17.77	362.31
272 / 5300010 - Retirement Fund	22	0.32 %	757.97	-	757.97	39.10	797.08
FD 102 / 105 - General Fund Grants	4	0.06 %	137.81	-	137.81	7.11	144.92
FD 114 / 200 - Governmental Library Fund	18	0.26 %	620.16	-	620.16	31.99	652.15
FD 115 / 205 - Public Library Fund	306	4.45 %	10,542.74	-	10,542.74	543.85	11,086.59
FD 116 / 210 - Solid Waste Fund	42	0.61 %	1,447.04	-	1,447.04	74.65	1,521.69
FD 122 / 230 - Drug Control Fund	8	0.12 %	275.63	-	275.63	14.22	289.85
FD 128 / 215 - Air Quality Fund	196	2.85 %	6,752.87	-	6,752.87	348.35	7,101.22
FD 141 / 240 - General Purpose School Fund	125	1.82 %	4,306.68	-	4,306.68	222.16	4,528.84
FD 171 / 400 - Public Improvement Fund	76	1.10 %	2,618.46	-	2,618.46	135.07	2,753.53
FD 268 / 510 - Mailroom Service	27	0.39 %	930.24	-	930.24	47.99	978.23
FD 276 / 560 - Technical Support Fund	29	0.42 %	999.15	-	999.15	51.54	1,050.69
FD 351 / 610 - Municipal Sales Tax Fund	8	0.12 %	275.63	-	275.63	14.22	289.85
FD 425 - Golf Course Fund	8	0.12 %	275.63	-	275.63	14.22	289.85
FD 950 / 920 - MPC Fund	54	0.78 %	1,860.48	-	1,860.48	95.97	1,956.46
FD 952 / 925 - E-911 Fund	36	0.52 %	1,240.32	-	1,240.32	63.98	1,304.31
FD 958 / 940 - Animal Welfare Fund	1	0.01 %	34.45	-	34.45	1.78	36.23
	6,884	100.00 %	237,177.23	-	237,177.23	11,033.46	248,210.69

Allocation Basis: Number of Fixed Asset Items per Department

Allocation Source: Number of Fixed Assets per Dept

KNOX COUNTY, TN  
1016020 - PROPERTY MANAGEMENT

Department: 1016020 - Property Management  
Function: School Buying

Total 1st Tier Allocation \$ 84,138.50  
Total 2nd Tier Allocation 3,914.11

Total Allocation Cost \$ 88,052.61

	Allocation Units	Allocated Percentage	Gross Allocation	Direct Billed	1st Tier Allocation	2nd Tier Allocation	Total Allocated
<u>Grantee Department</u>							
FD 141 / 240 - General Purpose School Fund	100	100.00 %	84,138.50	-	84,138.50	3,914.11	88,052.61
	100	100.00 %	84,138.50	-	84,138.50	3,914.11	88,052.61

Allocation Basis: Direct Allocation

Allocation Source: Direct Allocation

KNOX COUNTY, TN  
1016020 - PROPERTY MANAGEMENT

Department: 1016020 - Property Management  
Function: PM General Government

Total 1st Tier Allocation \$ 650.00  
Total 2nd Tier Allocation -

Total Allocation Cost \$ 650.00

	Allocation Units	Allocated Percentage	Gross Allocation	Direct Billed	1st Tier Allocation	2nd Tier Allocation	Total Allocated
Grantee Department							
General Government	100	100.00 %	650.00	-	650.00	-	650.00
	100	100.00 %	650.00	-	650.00	-	650.00

Allocation Basis: Direct Allocation

Allocation Source: Direct Allocation

KNOX COUNTY, TN  
1016020 - PROPERTY MANAGEMENT

Grantee Department	Total	Property Management	School Buying	PM General Government
1013210 - Law Department	1,240.32	1,240.32	-	-
1013320 - ADA Compliance Office	68.91	68.91	-	-
1013610 - Human Resources	2,584.01	2,584.01	-	-
1013910 - Mail Room - Operating	34.45	34.45	-	-
1015415 - Health Administration	14,298.16	14,298.16	-	-
1015710 - Finance	2,962.99	2,962.99	-	-
1016010 - Purchasing	2,101.66	2,101.66	-	-
1017910 - Information Technology	8,260.60	8,260.60	-	-
1017920 - Records Management	1,231.84	1,231.84	-	-
1018903 - Sheriff Administration	50,143.29	50,143.29	-	-
1019710 - County Trustee	2,970.92	2,970.92	-	-
131 / 2350110 - PW - Administration	8,550.45	8,550.45	-	-
266 / 54000xx - Risk Management Fun	108.69	108.69	-	-
1010010 - Attorney General's Office	7,680.91	7,680.91	-	-
1010310 - Circuit Court Clerk's Office	2,101.38	2,101.38	-	-
1010330 - IV-D Child Support Clerk's O	36.23	36.23	-	-
1010610 - Probate Court	615.92	615.92	-	-
1010620 - Chancery Court	2,137.61	2,137.61	-	-
1010910 - County Commission Office	1,413.00	1,413.00	-	-
1011210 - County Clerk's Office	5,543.30	5,543.30	-	-
1011510 - 4th Circuit Court Clerk's Of	1,231.84	1,231.84	-	-
1011520 - Criminal Court Clerk's Offic	4,999.84	4,999.84	-	-
1011810 - Election Commission Office	13,296.67	13,296.67	-	-
1012110 - Circuit Court Judge's Office	326.08	326.08	-	-
1012120 - 4th Circuit Court Judge's O	36.23	36.23	-	-
1012130 - Criminal Court Judge's Offic	978.23	978.23	-	-
1012140 - General Sessions Court Ju	3,405.69	3,405.69	-	-
1012150 - Jury Commission	144.92	144.92	-	-
1012710 - Juvenile Court Clerk's Offic	3,804.22	3,804.22	-	-
1013010 - Juvenile Service Center	905.77	905.77	-	-
1013310 - County Mayor	1,195.61	1,195.61	-	-
1013330 - Legislative Delegation	289.85	289.85	-	-
1013370 - UT/Knox County Extension	615.92	615.92	-	-
1014210 - Probation Office	688.38	688.38	-	-
1014830 - Recreation Administration	507.23	507.23	-	-
1015135 - John Tarleton Home	53,005.51	53,005.51	-	-
1015160 - Veterans' Services	108.69	108.69	-	-
1015409 - Emergency Medical Service	507.23	507.23	-	-
1015439 - Animal Control	652.15	652.15	-	-
1015950 - Credit Union	36.23	36.23	-	-
1017510 - Fire Prevention	1,195.61	1,195.61	-	-
1017520 - Soil Conservation District	108.69	108.69	-	-
1017530 - Codes Administration	1,739.07	1,739.07	-	-
1018110 - Sheriff's Dept Merit System	507.23	507.23	-	-
1018310 - Property Assessor	3,369.46	3,369.46	-	-
1018320 - Equalization Board	760.84	760.84	-	-
1018510 - Public Defender	108.69	108.69	-	-
1018710 - Register of Deeds Office	3,405.69	3,405.69	-	-
1018720 - Register of Deeds-Data Pro	688.38	688.38	-	-
1018900 - Court Officers	36.23	36.23	-	-
1018933 - Juvenile Division	36.23	36.23	-	-
1018972 - Medical Examiner	253.61	253.61	-	-
131 / 2350210 - PW - Highway & Bridg	36.23	36.23	-	-
131 / 2350410 - PW - Engineering	362.31	362.31	-	-
272 / 5300010 - Retirement Fund	797.08	797.08	-	-
FD 102 / 105 - General Fund Grants	144.92	144.92	-	-
FD 114 / 200 - Governmental Library F	652.15	652.15	-	-
FD 115 / 205 - Public Library Fund	11,086.59	11,086.59	-	-
FD 116 / 210 - Solid Waste Fund	1,521.69	1,521.69	-	-
FD 122 / 230 - Drug Control Fund	289.85	289.85	-	-

FD 128 / 215 - Air Quality Fund	7,101.22	7,101.22	-	-
FD 141 / 240 - General Purpose Scho	92,581.45	4,528.84	88,052.61	-
FD 171 / 400 - Public Improvement Fu	2,753.53	2,753.53	-	-
FD 268 / 510 - Mailroom Service	978.23	978.23	-	-
FD 276 / 560 - Technical Support Fund	1,050.69	1,050.69	-	-
FD 351 / 610 - Municipal Sales Tax Fu	289.85	289.85	-	-
FD 425 - Golf Course Fund	289.85	289.85	-	-
FD 950 / 920 - MPC Fund	1,956.46	1,956.46	-	-
FD 952 / 925 - E-911 Fund	1,304.31	1,304.31	-	-
FD 958 / 940 - Animal Welfare Fund	36.23	36.23	-	-
General Government	650.00	-	-	650.00
	<hr/>	<hr/>	<hr/>	<hr/>
	336,913.30	248,210.69	88,052.61	650.00
	<hr/>	<hr/>	<hr/>	<hr/>

**Knox County, Tennessee  
OMB A-87 Cost Allocation Plan**

**e-Government Purchasing (1016050)**

**Nature and Extent of Services**

e-Government Purchasing has responsibility for procurement activity using electronic purchasing by the County. The Department monitors and ensures compliance to the Procurement Code of Knox County. Specific activities of the Department include:

- Provide customer service and public relations to departments and vendors
- Coordinate Purchasing Electronic Card (EP-Card) program
- Reconciling activity from the Electronic Card program.

Costs for the e-Government Purchasing have been allocated as follows:

**E-Card Procurement** – Costs are allocated based on the number of E-Card transactions processed per department.

KNOX COUNTY, TN  
1016050 - E-GOVERNMENT PURCHASING

Functions:	Total	GeneralAdmin	E-Card Procurement	EC General Government
Expenditures:				
Salaries & Wages	88,309.97	-	88,309.97	-
Related Benefits	33,777.27	-	33,777.27	-
<b>Total Expenditures</b>	<b>122,087.24</b>	-	<b>122,087.24</b>	-
General & Administrative Allocation	-	-	-	-
Incoming Costs				
1st Allocation				
1010920 - Internal Audit	192.76	192.76	-	-
1013210 - Law Department	126.86	126.86	-	-
1013320 - ADA Compliance Office	53.44	53.44	-	-
1013610 - Human Resources	491.89	491.89	-	-
1015710 - Finance	1,000.47	1,000.47	-	-
<b>Total 1st Allocation</b>	<b>1,865.42</b>	<b>1,865.42</b>	-	-
General & Administrative Allocation	-	(1,865.42)	1,865.42	-
<b>Total 1st Tier Allocation</b>	<b>123,952.66</b>	-	<b>123,952.66</b>	-
2nd Allocation				
1010920 - Internal Audit	12.90	12.90	-	-
1013210 - Law Department	6.96	6.96	-	-
1013320 - ADA Compliance Office	3.65	3.65	-	-
1013610 - Human Resources	21.42	21.42	-	-
1015710 - Finance	53.09	53.09	-	-
1016930 - Auditing Contract	631.97	631.97	-	-
1019710 - County Trustee	613.29	613.29	-	-
<b>Total 2nd Allocation</b>	<b>1,343.28</b>	<b>1,343.28</b>	-	-
General & Administrative Allocation	-	(1,343.28)	1,343.28	-
<b>Total 2nd Tier Allocation</b>	<b>1,343.28</b>	-	<b>1,343.28</b>	-
<b>Total Incoming Costs</b>	<b>3,208.70</b>	-	<b>3,208.70</b>	-
<b>Total Allocated Cost</b>	<b>125,295.94</b>	-	<b>125,295.94</b>	-



KNOX COUNTY, TN  
1016050 - E-GOVERNMENT PURCHASING

Department: 1016050 - e-Government Purchasing  
Function: E-Card Procurement

Total 1st Tier Allocation \$ 123,952.66  
Total 2nd Tier Allocation 1,343.28

Total Allocation Cost \$ 125,295.94

	Allocation Units	Allocated Percentage	Gross Allocation	Direct Billed	1st Tier Allocation	2nd Tier Allocation	Total Allocated
<u>Grantee Department</u>							
1010920 - Internal Audit	90	0.34 %	421.46	-	421.46	-	421.46
1013210 - Law Department	117	0.44 %	547.90	-	547.90	-	547.90
1015415 - Health Administration	1,155	4.36 %	5,408.79	-	5,408.79	-	5,408.79
1015710 - Finance	177	0.67 %	828.88	-	828.88	-	828.88
1017910 - Information Technology	212	0.80 %	992.78	-	992.78	11.42	1,004.21
1018903 - Sheriff Administration	4,077	15.40 %	19,092.33	-	19,092.33	219.68	19,312.01
131 / 2350110 - PW - Administration	438	1.65 %	2,051.13	-	2,051.13	23.60	2,074.73
266 / 54000xx - Risk Management Fund	12	0.05 %	56.20	-	56.20	.65	56.84
1010010 - Attorney General's Office	93	0.35 %	435.51	-	435.51	5.01	440.52
1010910 - County Commission Office	16	0.06 %	74.93	-	74.93	.86	75.79
1010935 - Retirement Office Operations	1	0.00 %	4.68	-	4.68	.05	4.74
1011210 - County Clerk's Office	201	0.76 %	941.27	-	941.27	10.83	952.10
1011510 - 4th Circuit Court Clerk's Office	35	0.13 %	163.90	-	163.90	1.89	165.79
1011520 - Criminal Court Clerk's Office	36	0.14 %	168.59	-	168.59	1.94	170.53
1011810 - Election Commission Office	88	0.33 %	412.10	-	412.10	4.74	416.84
1012140 - General Sessions Court Judges	18	0.07 %	84.29	-	84.29	.97	85.26
1013010 - Juvenile Service Center	368	1.39 %	1,723.32	-	1,723.32	19.83	1,743.15
1013370 - UT/Knox County Extension	44	0.17 %	206.05	-	206.05	2.37	208.42
1014845 - Parks & Recreation	2,306	8.71 %	10,798.85	-	10,798.85	124.25	10,923.10
1016610 - GIS	116	0.44 %	543.22	-	543.22	6.25	549.47
1016635 - CAC Housing	1,771	6.69 %	8,293.48	-	8,293.48	95.43	8,388.91
1017530 - Codes Administration	112	0.42 %	524.49	-	524.49	6.03	530.52
1018310 - Property Assessor	73	0.28 %	341.85	-	341.85	3.93	345.79
1018510 - Public Defender	151	0.57 %	707.12	-	707.12	8.14	715.26
1018710 - Register of Deeds Office	91	0.34 %	426.15	-	426.15	4.90	431.05
131 / 2350130 - PW - Stormwater Manageme	72	0.27 %	337.17	-	337.17	3.88	341.05
131 / 2350210 - PW - Highway & Bridge Main	688	2.60 %	3,221.86	-	3,221.86	37.07	3,258.93
261 / 50000XX - Vehicle Service Center Fund	4,453	16.82 %	20,853.12	-	20,853.12	239.94	21,093.06
272 / 5300010 - Retirement Fund	2	0.01 %	9.37	-	9.37	.11	9.47
FD 115 / 205 - Public Library Fund	1,716	6.48 %	8,035.92	-	8,035.92	92.46	8,128.38
FD 116 / 210 - Solid Waste Fund	255	0.96 %	1,194.15	-	1,194.15	13.74	1,207.89
FD 141 / 240 - General Purpose School Fund	6,480	24.48 %	30,345.43	-	30,345.43	349.16	30,694.59
FD 401 / 700 - Three Ridges Golf Course	345	1.30 %	1,615.61	-	1,615.61	18.59	1,634.20
FD 950 / 920 - MPC Fund	397	1.50 %	1,859.13	-	1,859.13	21.39	1,880.52
FD 952 / 925 - E-911 Fund	49	0.19 %	229.46	-	229.46	2.64	232.10
General Government	214	0.81 %	1,002.15	-	1,002.15	11.53	1,013.68

---

26,469	100.00 %	123,952.66	-	123,952.66	1,343.28	125,295.94
--------	----------	------------	---	------------	----------	------------

---

---

Allocation Basis: Credit Card Transactions per Department

Allocation Source: Management Report - GREAT

KNOX COUNTY, TN  
1016050 - E-GOVERNMENT PURCHASING

Department: 1016050 - e-Government Purchasing  
Function: EC General Government

Total 1st Tier Allocation \$ -  
Total 2nd Tier Allocation \_\_\_\_\_ -

Total Allocation Cost \$ -

	Allocation Units	Allocated Percentage	Gross Allocation	Direct Billed	1st Tier Allocation	2nd Tier Allocation	Total Allocated
Grantee Department							
General Government	100	100.00 %	-	-	-	-	-
	100	100.00 %	-	-	-	-	-

Allocation Basis: Direct Allocation

Allocation Source: Direct Allocation

KNOX COUNTY, TN  
1016050 - E-GOVERNMENT PURCHASING

	Total	E-Card Procurement	EC General Government
<u>Grantee Department</u>			
1010920 - Internal Audit	421.46	421.46	-
1013210 - Law Department	547.90	547.90	-
1015415 - Health Administration	5,408.79	5,408.79	-
1015710 - Finance	828.88	828.88	-
1017910 - Information Technology	1,004.21	1,004.21	-
1018903 - Sheriff Administration	19,312.01	19,312.01	-
131 / 2350110 - PW - Administration	2,074.73	2,074.73	-
266 / 54000xx - Risk Management Fun	56.84	56.84	-
1010010 - Attorney General's Office	440.52	440.52	-
1010910 - County Commission Office	75.79	75.79	-
1010935 - Retirement Office Operation	4.74	4.74	-
1011210 - County Clerk's Office	952.10	952.10	-
1011510 - 4th Circuit Court Clerk's Of	165.79	165.79	-
1011520 - Criminal Court Clerk's Offic	170.53	170.53	-
1011810 - Election Commission Office	416.84	416.84	-
1012140 - General Sessions Court Ju	85.26	85.26	-
1013010 - Juvenile Service Center	1,743.15	1,743.15	-
1013370 - UT/Knox County Extension	208.42	208.42	-
1014845 - Parks & Recreation	10,923.10	10,923.10	-
1016610 - GIS	549.47	549.47	-
1016635 - CAC Housing	8,388.91	8,388.91	-
1017530 - Codes Administration	530.52	530.52	-
1018310 - Property Assessor	345.79	345.79	-
1018510 - Public Defender	715.26	715.26	-
1018710 - Register of Deeds Office	431.05	431.05	-
131 / 2350130 - PW - Stormwater Man	341.05	341.05	-
131 / 2350210 - PW - Highway & Bridg	3,258.93	3,258.93	-
261 / 50000XX - Vehicle Service Cente	21,093.06	21,093.06	-
272 / 5300010 - Retirement Fund	9.47	9.47	-
FD 115 / 205 - Public Library Fund	8,128.38	8,128.38	-
FD 116 / 210 - Solid Waste Fund	1,207.89	1,207.89	-
FD 141 / 240 - General Purpose Scho	30,694.59	30,694.59	-
FD 401 / 700 - Three Ridges Golf Cou	1,634.20	1,634.20	-
FD 950 / 920 - MPC Fund	1,880.52	1,880.52	-
FD 952 / 925 - E-911 Fund	232.10	232.10	-
General Government	1,013.68	1,013.68	-
	<hr/>	<hr/>	
	125,295.94	125,295.94	-
	<hr/>	<hr/>	

**Knox County, Tennessee  
OMB A-87 Cost Allocation Plan**

**Auditing Contract (1016930)**

**Nature and Extent of Services**

The auditing contract cost center captures the costs associated with the annual audit of County departments within the general fund. Costs have been allocated as follows:

**General Fund Audit Services** – Costs are allocated based on the number of accounting transactions per department (General Fund Only).

KNOX COUNTY, TN  
1016930 - AUDITING CONTRACT

Functions:	Total	GeneralAdmin	Audit Contract	AUD General Government
Expenditures:				
Services	<b>316,599.00</b>	-	316,599.00	-
Total Expenditures	<b>316,599.00</b>	-	316,599.00	-
General & Administrative Allocation	-	-	-	-
Incoming Costs				
1st Allocation				
1010920 - Internal Audit	<b>40.25</b>	40.25	-	-
1013210 - Law Department	<b>328.98</b>	328.98	-	-
1015710 - Finance	<b>386.51</b>	386.51	-	-
Total 1st Allocation	<b>755.74</b>	755.74	-	-
General & Administrative Allocation	-	(755.74)	755.74	-
Total 1st Tier Allocation	<b>317,354.74</b>	-	317,354.74	-
2nd Allocation				
1010920 - Internal Audit	<b>2.69</b>	2.69	-	-
1013210 - Law Department	<b>18.05</b>	18.05	-	-
1015710 - Finance	<b>20.44</b>	20.44	-	-
1019710 - County Trustee	<b>128.05</b>	128.05	-	-
Total 2nd Allocation	<b>169.23</b>	169.23	-	-
General & Administrative Allocation	-	(169.23)	169.23	-
Total 2nd Tier Allocation	<b>169.23</b>	-	169.23	-
Total Incoming Costs	<b>924.98</b>	-	924.98	-
Total Allocated Cost	<b>317,523.98</b>	-	317,523.98	-

KNOX COUNTY, TN  
1016930 - AUDITING CONTRACT

Department: 1016930 - Auditing Contract  
Function: Audit Contract

Total 1st Tier Allocation \$ 317,354.74  
Total 2nd Tier Allocation 169.23

Total Allocation Cost \$ 317,523.98

	Allocation Units	Allocated Percentage	Gross Allocation	Direct Billed	1st Tier Allocation	2nd Tier Allocation	Total Allocated
<u>Grantee Department</u>							
1010920 - Internal Audit	442	0.48 %	1,534.78	-	1,534.78	-	1,534.78
1013210 - Law Department	973	1.06 %	3,378.59	-	3,378.59	-	3,378.59
1013320 - ADA Compliance Office	336	0.37 %	1,166.71	-	1,166.71	-	1,166.71
1013610 - Human Resources	576	0.63 %	2,000.07	-	2,000.07	-	2,000.07
1013910 - Mail Room - Operating	331	0.36 %	1,149.35	-	1,149.35	-	1,149.35
1015415 - Health Administration	746	0.82 %	2,590.37	-	2,590.37	-	2,590.37
1015710 - Finance	992	1.09 %	3,444.56	-	3,444.56	-	3,444.56
1016010 - Purchasing	772	0.84 %	2,680.65	-	2,680.65	-	2,680.65
1016020 - Property Management	491	0.54 %	1,704.92	-	1,704.92	-	1,704.92
1016050 - e-Government Purchasing	182	0.20 %	631.97	-	631.97	-	631.97
1017910 - Information Technology	1,561	1.71 %	5,420.33	-	5,420.33	3.09	5,423.41
1017920 - Records Management	621	0.68 %	2,156.32	-	2,156.32	1.23	2,157.55
1018903 - Sheriff Administration	2,190	2.40 %	7,604.43	-	7,604.43	4.33	7,608.76
1019710 - County Trustee	864	0.95 %	3,000.10	-	3,000.10	1.71	3,001.81
131 / 2350110 - PW - Administration	597	0.65 %	2,072.99	-	2,072.99	1.18	2,074.17
266 / 54000xx - Risk Management Fund	1,348	1.47 %	4,680.72	-	4,680.72	2.67	4,683.38
1015400 - Support Services	1,740	1.90 %	6,041.88	-	6,041.88	3.44	6,045.32
1010010 - Attorney General's Office	1,247	1.36 %	4,330.01	-	4,330.01	2.47	4,332.48
1010020 - Bad Check Unit	85	0.09 %	295.15	-	295.15	.17	295.32
1010310 - Circuit Court Clerk's Office	279	0.31 %	968.78	-	968.78	.55	969.34
1010320 - Civil Sessions Clerk's Office	138	0.15 %	479.18	-	479.18	.27	479.46
1010330 - IV-D Child Support Clerk's Office	618	0.68 %	2,145.91	-	2,145.91	1.22	2,147.13
1010610 - Probate Court	252	0.28 %	875.03	-	875.03	.50	875.53
1010620 - Chancery Court	320	0.35 %	1,111.15	-	1,111.15	.63	1,111.78
1010910 - County Commission Office	698	0.76 %	2,423.70	-	2,423.70	1.38	2,425.08
1010915 - Commission Discretionary	92	0.10 %	319.46	-	319.46	.18	319.64
1010925 - Audit Committee	12	0.01 %	41.67	-	41.67	.02	41.69
1010930 - Codes Commission	5	0.01 %	17.36	-	17.36	.01	17.37
1010935 - Retirement Office Operations	47	0.05 %	163.20	-	163.20	.09	163.29
1011210 - County Clerk's Office	2,565	2.81 %	8,906.56	-	8,906.56	5.07	8,911.63
1011510 - 4th Circuit Court Clerk's Office	244	0.27 %	847.25	-	847.25	.48	847.73
1011520 - Criminal Court Clerk's Office	373	0.41 %	1,295.18	-	1,295.18	.74	1,295.92
1011530 - Criminal Sessions Clerk's Office	312	0.34 %	1,083.37	-	1,083.37	.62	1,083.99
1011810 - Election Commission Office	805	0.88 %	2,795.24	-	2,795.24	1.59	2,796.83
1012110 - Circuit Court Judge's Office	105	0.11 %	364.60	-	364.60	.21	364.80
1012120 - 4th Circuit Court Judge's Office	113	0.12 %	392.37	-	392.37	.22	392.60
1012130 - Criminal Court Judge's Office	567	0.62 %	1,968.82	-	1,968.82	1.12	1,969.94
1012140 - General Sessions Court Judges	570	0.62 %	1,979.24	-	1,979.24	1.13	1,980.36

1012150 - Jury Commission	4,641	5.08 %	16,115.14	-	16,115.14	9.18	16,124.32
1012410 - Juvenile Court Judges	1,107	1.21 %	3,843.88	-	3,843.88	2.19	3,846.07
1012420 - IV-D Referee Program	345	0.38 %	1,197.96	-	1,197.96	.68	1,198.64
1012710 - Juvenile Court Clerk's Office	585	0.64 %	2,031.32	-	2,031.32	1.16	2,032.48
1013010 - Juvenile Service Center	1,427	1.56 %	4,955.03	-	4,955.03	2.82	4,957.86
1013011 - Juvenile Service Center Donations	2	0.00 %	6.94	-	6.94	-	6.95
1013310 - County Mayor	758	0.83 %	2,632.04	-	2,632.04	1.50	2,633.53
1013362 - Family Justice Center	30	0.03 %	104.17	-	104.17	.06	104.23
1013370 - UT/Knox County Extension	174	0.19 %	604.19	-	604.19	.34	604.53
1013380 - Mayor's Education Summit	2	0.00 %	6.94	-	6.94	-	6.95
1014210 - Probation Office	561	0.61 %	1,947.98	-	1,947.98	1.11	1,949.09
1014510 - Office of Neighborhoods	2	0.00 %	6.94	-	6.94	-	6.95
1014810 - Park Maintenance	2,856	3.12 %	9,917.01	-	9,917.01	5.65	9,922.66
1014825 - U.S. Soccer Complex	4	0.00 %	13.89	-	13.89	.01	13.90
1014830 - Recreation Administration	771	0.84 %	2,677.18	-	2,677.18	1.53	2,678.70
1014832 - New Harvest Farmer's Market	34	0.04 %	118.06	-	118.06	.07	118.13
1014840 - Park Improvement-Amusement	265	0.29 %	920.17	-	920.17	.52	920.69
1014845 - Parks & Recreation	286	0.31 %	993.09	-	993.09	.57	993.66
1015105 - Dept. of Community Development	3	0.00 %	10.42	-	10.42	.01	10.42
1015110 - Community Services Agencies	330	0.36 %	1,145.87	-	1,145.87	.65	1,146.53
1015120 - Indigents Asst. (CAC/Pauper)	19	0.02 %	65.97	-	65.97	.04	66.01
1015130 - Economic and Dev. Grants	18	0.02 %	62.50	-	62.50	.04	62.54
1015135 - John Tarleton Home	13	0.01 %	45.14	-	45.14	.03	45.17
1015140 - Community Outreach	209	0.23 %	725.72	-	725.72	.41	726.13
1015141 - Constituent Services	119	0.13 %	413.21	-	413.21	.24	413.44
1015142 - Senior Center & Volunteer Service	361	0.39 %	1,253.52	-	1,253.52	.71	1,254.23
1015143 - Senior Picnic	16	0.02 %	55.56	-	55.56	.03	55.59
1015145 - Frank Strang Senior Center	329	0.36 %	1,142.40	-	1,142.40	.65	1,143.05
1015146 - South Knox Senior Center	230	0.25 %	798.64	-	798.64	.45	799.09
1015147 - Halls Senior Center	285	0.31 %	989.62	-	989.62	.56	990.18
1015148 - Corryton Senior Center	223	0.24 %	774.33	-	774.33	.44	774.77
1015149 - Carter Senior Center	233	0.25 %	809.06	-	809.06	.46	809.52
1015160 - Veterans' Services	343	0.38 %	1,191.01	-	1,191.01	.68	1,191.69
1015165 - Office of Neighborhoods / Commur	435	0.48 %	1,510.47	-	1,510.47	.86	1,511.33
1015403 - Preventive Health Services	794	0.87 %	2,757.04	-	2,757.04	1.57	2,758.61
1015406 - Dental Services	787	0.86 %	2,732.73	-	2,732.73	1.56	2,734.29
1015409 - Emergency Medical Services	376	0.41 %	1,305.60	-	1,305.60	.74	1,306.34
1015412 - Food & Restaurant Inspection	433	0.47 %	1,503.52	-	1,503.52	.86	1,504.38
1015421 - Diagnostic Services	21	0.02 %	72.92	-	72.92	.04	72.96
1015424 - Medial & Dental-Indigent Care	1,117	1.22 %	3,878.61	-	3,878.61	2.21	3,880.82
1015430 - Pediatric Care Services	20	0.02 %	69.45	-	69.45	.04	69.49
1015433 - Pharmacy	540	0.59 %	1,875.06	-	1,875.06	1.07	1,876.13
1015436 - Primary Care Services	28	0.03 %	97.23	-	97.23	.06	97.28
1015439 - Animal Control	19	0.02 %	65.97	-	65.97	.04	66.01
1015442 - School Health Program	215	0.24 %	746.55	-	746.55	.43	746.98
1015445 - Social Services	501	0.55 %	1,739.64	-	1,739.64	.99	1,740.63
1015448 - Ground Water Services	485	0.53 %	1,684.09	-	1,684.09	.96	1,685.05
1015451 - Vector Control Services	54	0.06 %	187.51	-	187.51	.11	187.61
1015454 - Disease Surveillance & Investigatic	528	0.58 %	1,833.40	-	1,833.40	1.04	1,834.44
1015457 - Vital Records	386	0.42 %	1,340.32	-	1,340.32	.76	1,341.09
1015460 - Women's Health Services	339	0.37 %	1,177.12	-	1,177.12	.67	1,177.79
1015463 - Community Health Services	744	0.81 %	2,583.42	-	2,583.42	1.47	2,584.89
1015465 - Child Car Seat Program	20	0.02 %	69.45	-	69.45	.04	69.49
1015467 - Community Health Services Grant	16	0.02 %	55.56	-	55.56	.03	55.59
1016025 - Inop Car Lot/Sale Junk Cars	13	0.01 %	45.14	-	45.14	.03	45.17
1016030 - Building Maintenance	644	0.70 %	2,236.19	-	2,236.19	1.27	2,237.46



1016310 - Property and Liability Insurance	7	0.01 %	24.31	-	24.31	.01	24.32
1016605 - Planning	5	0.01 %	17.36	-	17.36	.01	17.37
1016610 - GIS	7	0.01 %	24.31	-	24.31	.01	24.32
1016615 - Payments to Cities	8	0.01 %	27.78	-	27.78	.02	27.79
1016620 - Emergency Management	6	0.01 %	20.83	-	20.83	.01	20.85
1016635 - CAC Housing	22	0.02 %	76.39	-	76.39	.04	76.44
1016645 - Other Operating Transfers	40	0.04 %	138.89	-	138.89	.08	138.97
1016910 - Official's Expense	3	0.00 %	10.42	-	10.42	.01	10.42
1016920 - Equipment	298	0.33 %	1,034.76	-	1,034.76	.59	1,035.35
1016940 - Cases Charged to County	20	0.02 %	69.45	-	69.45	.04	69.49
1016950 - Miscellaneous	167	0.18 %	579.88	-	579.88	.33	580.21
1016955 - PBA Management & Operations	4	0.00 %	13.89	-	13.89	.01	13.90
1016980 - Emp Ben General Fund	7	0.01 %	24.31	-	24.31	.01	24.32
1017210 - Community Mediation Center	46	0.05 %	159.73	-	159.73	.09	159.82
1017510 - Fire Prevention	673	0.74 %	2,336.89	-	2,336.89	1.33	2,338.22
1017520 - Soil Conservation District	310	0.34 %	1,076.43	-	1,076.43	.61	1,077.04
1017530 - Codes Administration	852	0.93 %	2,958.44	-	2,958.44	1.69	2,960.12
1017720 - Dirty Lot Ordinance	272	0.30 %	944.48	-	944.48	.54	945.02
1018110 - Sheriff's Dept Merit System	494	0.54 %	1,715.34	-	1,715.34	.98	1,716.31
1018310 - Property Assessor	1,140	1.25 %	3,958.47	-	3,958.47	2.26	3,960.73
1018320 - Equalization Board	15	0.02 %	52.09	-	52.09	.03	52.11
1018330 - Digitized Mapping	12	0.01 %	41.67	-	41.67	.02	41.69
1018510 - Public Defender	1,520	1.66 %	5,277.96	-	5,277.96	3.01	5,280.97
1018710 - Register of Deeds Office	332	0.36 %	1,152.82	-	1,152.82	.66	1,153.47
1018720 - Register of Deeds-Data Proc	269	0.29 %	934.06	-	934.06	.53	934.59
1018900 - Court Officers	205	0.22 %	711.83	-	711.83	.41	712.24
1018906 - Records & Communication	487	0.53 %	1,691.03	-	1,691.03	.96	1,691.99
1018912 - Training	561	0.61 %	1,947.98	-	1,947.98	1.11	1,949.09
1018915 - Planning & Development	175	0.19 %	607.66	-	607.66	.35	608.01
1018918 - Stop Violence Against Women	261	0.29 %	906.28	-	906.28	.52	906.80
1018921 - Patrol	6,443	7.05 %	22,372.30	-	22,372.30	12.74	22,385.05
1018924 - Warrants	832	0.91 %	2,888.99	-	2,888.99	1.65	2,890.63
1018927 - Detectives	707	0.77 %	2,454.95	-	2,454.95	1.40	2,456.34
1018930 - Forensics	380	0.42 %	1,319.49	-	1,319.49	.75	1,320.24
1018933 - Juvenile Division	185	0.20 %	642.38	-	642.38	.37	642.75
1018936 - Special Teams	153	0.17 %	531.27	-	531.27	.30	531.57
1018937 - Victim's Rights	2	0.00 %	6.94	-	6.94	-	6.95
1018938 - Chaplain's Fund	6	0.01 %	20.83	-	20.83	.01	20.85
1018940 - Senior Citizens Awareness	15	0.02 %	52.09	-	52.09	.03	52.11
1018942 - Narcotics	805	0.88 %	2,795.24	-	2,795.24	1.59	2,796.83
1018943 - Vice	7	0.01 %	24.31	-	24.31	.01	24.32
1018945 - Internal Affairs	179	0.20 %	621.55	-	621.55	.35	621.90
1018948 - Special Services	507	0.55 %	1,760.48	-	1,760.48	1.00	1,761.48
1018950 - Inmate Education	1	0.00 %	3.47	-	3.47	-	3.47
1018951 - DARE Donations	29	0.03 %	100.70	-	100.70	.06	100.76
1018952 - Teen Academy-Sheriff	24	0.03 %	83.34	-	83.34	.05	83.38
1018953 - Sexual Offender Registry	78	0.09 %	270.84	-	270.84	.15	271.00
1018954 - Interest Earned-Inmates	20	0.02 %	69.45	-	69.45	.04	69.49
1018955 - Donations / Sherriff-Target	1	0.00 %	3.47	-	3.47	-	3.47
1018956 - Honor Guard Golf Tournament	72	0.08 %	250.01	-	250.01	.14	250.15
1018957 - Auxiliary Services	428	0.47 %	1,486.16	-	1,486.16	.85	1,487.01
1018960 - Correctional Facilities	9,994	10.93 %	34,702.59	-	34,702.59	19.77	34,722.36
1018965 - Explorer Post	1	0.00 %	3.47	-	3.47	-	3.47
1018966 - Wal-Mart Foundation	1	0.00 %	3.47	-	3.47	-	3.47
1018967 - Helen R McNabb Interchange	20	0.02 %	69.45	-	69.45	.04	69.49
1018969 - Jail Commissary	2,454	2.69 %	8,521.13	-	8,521.13	4.85	8,525.98

1018972 - Medical Examiner	14	0.02 %	48.61	-	48.61	.03	48.64
1018980 - Sheriff's Radio Rebanding	1	0.00 %	3.47	-	3.47	-	3.47
1018985 - Sheriff's K-9 Donations	49	0.05 %	170.14	-	170.14	.10	170.24
1018990 - KCSO Reserve Training Academy	5	0.01 %	17.36	-	17.36	.01	17.37
1018991 - Fallen Officers	1	0.00 %	3.47	-	3.47	-	3.47
1018993 - Sheriff Animal Control	112	0.12 %	388.90	-	388.90	.22	389.12
1018995 - Sheriff Juvenile Court Officers	135	0.15 %	468.77	-	468.77	.27	469.03
131 / 2350120 - PW - Highway Project Manag	341	0.37 %	1,184.07	-	1,184.07	.67	1,184.74
131 / 2350130 - PW - Stormwater Manageme	651	0.71 %	2,260.49	-	2,260.49	1.29	2,261.78
131 / 2350135 - Stormwater Ordinance Violat	52	0.06 %	180.56	-	180.56	.10	180.66
131 / 2350210 - PW - Highway & Bridge Main	2,460	2.69 %	8,541.96	-	8,541.96	4.87	8,546.83
131 / 2350220 - PW - Traffic Control	703	0.77 %	2,441.06	-	2,441.06	1.39	2,442.45
131 / 2350410 - PW - Engineering	474	0.52 %	1,645.89	-	1,645.89	.94	1,646.83
131 / 2350425 - Subdivision Foreclosures	10	0.01 %	34.72	-	34.72	.02	34.74
261 / 50000XX - Vehicle Service Center Fund	5,520	6.04 %	19,167.33	-	19,167.33	10.92	19,178.25
	<b>91,395</b>	<b>100.00 %</b>	<b>317,354.74</b>	<b>-</b>	<b>317,354.74</b>	<b>169.23</b>	<b>317,523.98</b>

Allocation Basis: General Fund Acctg Transactions per Department

Allocation Source: Transaction Report from GREAT

KNOX COUNTY, TN  
1016930 - AUDITING CONTRACT

Department: 1016930 - Auditing Contract  
Function: AUD General Government

Total 1st Tier Allocation \$ -  
Total 2nd Tier Allocation \_\_\_\_\_ -

Total Allocation Cost \$ -

	Allocation Units	Allocated Percentage	Gross Allocation	Direct Billed	1st Tier Allocation	2nd Tier Allocation	Total Allocated
Grantee Department							
General Government	100	100.00 %	-	-	-	-	-
	100	100.00 %	-	-	-	-	-

Allocation Basis: Direct Allocation

Allocation Source: Direct Allocation

KNOX COUNTY, TN  
1016930 - AUDITING CONTRACT

Grantee Department	Total	Audit Contract	AUD General Government
1010920 - Internal Audit	1,534.78	1,534.78	-
1013210 - Law Department	3,378.59	3,378.59	-
1013320 - ADA Compliance Office	1,166.71	1,166.71	-
1013610 - Human Resources	2,000.07	2,000.07	-
1013910 - Mail Room - Operating	1,149.35	1,149.35	-
1015415 - Health Administration	2,590.37	2,590.37	-
1015710 - Finance	3,444.56	3,444.56	-
1016010 - Purchasing	2,680.65	2,680.65	-
1016020 - Property Management	1,704.92	1,704.92	-
1016050 - e-Government Purchasing	631.97	631.97	-
1017910 - Information Technology	5,423.41	5,423.41	-
1017920 - Records Management	2,157.55	2,157.55	-
1018903 - Sheriff Administration	7,608.76	7,608.76	-
1019710 - County Trustee	3,001.81	3,001.81	-
131 / 2350110 - PW - Administration	2,074.17	2,074.17	-
266 / 54000xx - Risk Management Fun	4,683.38	4,683.38	-
1015400 - Support Services	6,045.32	6,045.32	-
1010010 - Attorney General's Office	4,332.48	4,332.48	-
1010020 - Bad Check Unit	295.32	295.32	-
1010310 - Circuit Court Clerk's Office	969.34	969.34	-
1010320 - Civil Sessions Clerk's Office	479.46	479.46	-
1010330 - IV-D Child Support Clerk's O	2,147.13	2,147.13	-
1010610 - Probate Court	875.53	875.53	-
1010620 - Chancery Court	1,111.78	1,111.78	-
1010910 - County Commission Office	2,425.08	2,425.08	-
1010915 - Commission Discretionary	319.64	319.64	-
1010925 - Audit Committee	41.69	41.69	-
1010930 - Codes Commission	17.37	17.37	-
1010935 - Retirement Office Operation	163.29	163.29	-
1011210 - County Clerk's Office	8,911.63	8,911.63	-
1011510 - 4th Circuit Court Clerk's Of	847.73	847.73	-
1011520 - Criminal Court Clerk's Offic	1,295.92	1,295.92	-
1011530 - Criminal Sessions Clerk's O	1,083.99	1,083.99	-
1011810 - Election Commission Office	2,796.83	2,796.83	-
1012110 - Circuit Court Judge's Office	364.80	364.80	-
1012120 - 4th Circuit Court Judge's O	392.60	392.60	-
1012130 - Criminal Court Judge's Offic	1,969.94	1,969.94	-
1012140 - General Sessions Court Ju	1,980.36	1,980.36	-
1012150 - Jury Commission	16,124.32	16,124.32	-
1012410 - Juvenile Court Judges	3,846.07	3,846.07	-
1012420 - IV-D Referee Program	1,198.64	1,198.64	-
1012710 - Juvenile Court Clerk's Office	2,032.48	2,032.48	-
1013010 - Juvenile Service Center	4,957.86	4,957.86	-
1013011 - Juvenile Service Center Do	6.95	6.95	-
1013310 - County Mayor	2,633.53	2,633.53	-
1013362 - Family Justice Center	104.23	104.23	-
1013370 - UT/Knox County Extension	604.53	604.53	-
1013380 - Mayor's Education Summit	6.95	6.95	-
1014210 - Probation Office	1,949.09	1,949.09	-
1014510 - Office of Neighborhoods	6.95	6.95	-
1014810 - Park Maintenance	9,922.66	9,922.66	-
1014825 - U.S. Soccer Complex	13.90	13.90	-
1014830 - Recreation Administration	2,678.70	2,678.70	-
1014832 - New Harvest Farmer's Mark	118.13	118.13	-
1014840 - Park Improvement-Amusem	920.69	920.69	-
1014845 - Parks & Recreation	993.66	993.66	-
1015105 - Dept. of Community Develo	10.42	10.42	-
1015110 - Community Services Agenc	1,146.53	1,146.53	-
1015120 - Indigents Asst. (CAC/Paupe	66.01	66.01	-
1015130 - Economic and Dev. Grants	62.54	62.54	-

1015135 - John Tarleton Home	45.17	45.17	-
1015140 - Community Outreach	726.13	726.13	-
1015141 - Constituent Services	413.44	413.44	-
1015142 - Senior Center & Volunteer S	1,254.23	1,254.23	-
1015143 - Senior Picnic	55.59	55.59	-
1015145 - Frank Strang Senior Center	1,143.05	1,143.05	-
1015146 - South Knox Senior Center	799.09	799.09	-
1015147 - Halls Senior Center	990.18	990.18	-
1015148 - Corryton Senior Center	774.77	774.77	-
1015149 - Carter Senior Center	809.52	809.52	-
1015160 - Veterans' Services	1,191.69	1,191.69	-
1015165 - Office of Neighborhoods / C	1,511.33	1,511.33	-
1015403 - Preventive Health Services	2,758.61	2,758.61	-
1015406 - Dental Services	2,734.29	2,734.29	-
1015409 - Emergency Medical Service	1,306.34	1,306.34	-
1015412 - Food & Restaurant Inspecti	1,504.38	1,504.38	-
1015421 - Diagnostic Services	72.96	72.96	-
1015424 - Medial & Dental-Indigent Ca	3,880.82	3,880.82	-
1015430 - Pediatric Care Services	69.49	69.49	-
1015433 - Pharmacy	1,876.13	1,876.13	-
1015436 - Primary Care Services	97.28	97.28	-
1015439 - Animal Control	66.01	66.01	-
1015442 - School Health Program	746.98	746.98	-
1015445 - Social Services	1,740.63	1,740.63	-
1015448 - Ground Water Services	1,685.05	1,685.05	-
1015451 - Vector Control Services	187.61	187.61	-
1015454 - Disease Surveillance & Inve	1,834.44	1,834.44	-
1015457 - Vital Records	1,341.09	1,341.09	-
1015460 - Women's Health Services	1,177.79	1,177.79	-
1015463 - Community Health Services	2,584.89	2,584.89	-
1015465 - Child Car Seat Program	69.49	69.49	-
1015467 - Community Health Services	55.59	55.59	-
1016025 - Inop Car Lot/Sale Junk Car	45.17	45.17	-
1016030 - Building Maintenance	2,237.46	2,237.46	-
1016310 - Property and Liability Insura	24.32	24.32	-
1016605 - Planning	17.37	17.37	-
1016610 - GIS	24.32	24.32	-
1016615 - Payments to Cities	27.79	27.79	-
1016620 - Emergency Management	20.85	20.85	-
1016635 - CAC Housing	76.44	76.44	-
1016645 - Other Operating Transfers	138.97	138.97	-
1016910 - Official's Expense	10.42	10.42	-
1016920 - Equipment	1,035.35	1,035.35	-
1016940 - Cases Charged to County	69.49	69.49	-
1016950 - Miscellaneous	580.21	580.21	-
1016955 - PBA Management & Opera	13.90	13.90	-
1016980 - Emp Ben General Fund	24.32	24.32	-
1017210 - Community Mediation Cent	159.82	159.82	-
1017510 - Fire Prevention	2,338.22	2,338.22	-
1017520 - Soil Conservation District	1,077.04	1,077.04	-
1017530 - Codes Administration	2,960.12	2,960.12	-
1017720 - Dirty Lot Ordinance	945.02	945.02	-
1018110 - Sheriff's Dept Merit System	1,716.31	1,716.31	-
1018310 - Property Assessor	3,960.73	3,960.73	-
1018320 - Equalization Board	52.11	52.11	-
1018330 - Digitized Mapping	41.69	41.69	-
1018510 - Public Defender	5,280.97	5,280.97	-
1018710 - Register of Deeds Office	1,153.47	1,153.47	-
1018720 - Register of Deeds-Data Pro	934.59	934.59	-
1018900 - Court Officers	712.24	712.24	-
1018906 - Records & Communication	1,691.99	1,691.99	-
1018912 - Training	1,949.09	1,949.09	-
1018915 - Planning & Development	608.01	608.01	-
1018918 - Stop Violence Against Wom	906.80	906.80	-
1018921 - Patrol	22,385.05	22,385.05	-
1018924 - Warrants	2,890.63	2,890.63	-
1018927 - Detectives	2,456.34	2,456.34	-
1018930 - Forensics	1,320.24	1,320.24	-
1018933 - Juvenile Division	642.75	642.75	-
1018936 - Special Teams	531.57	531.57	-
1018937 - Victim's Rights	6.95	6.95	-
1018938 - Chaplain's Fund	20.85	20.85	-
1018940 - Senior Citizens Awareness	52.11	52.11	-



**Knox County, Tennessee  
OMB A-87 Cost Allocation Plan**

**Information Technology (1017910)**

**Nature and Extent of Services**

The Information Technology Department has primary responsibility for providing all County departments with technology services and support. This includes;

- Computer systems
- Applications and infrastructure
- Development of new software
- Maintaining existing software
- Servicing computer equipment
- Providing user training
- Ensuring systems and networks are available to County users

Primary functions include:

- Project Planning
- Software design, development and testing
- Software maintenance
- User support
- Database maintenance

Costs for the Information Technology Department have been allocated as follows:

**Network Support-County Users** – Costs are allocated based on the number of workstations for County users only.

**Network Support-All Users** – Costs are allocated based on the number of workstations for all County, City, and State users.

KNOX COUNTY, TN  
1017910 - INFORMATION TECHNOLOGY

Functions:	Total	GeneralAdmin	Network Support - County	Network Support - All Users
<b>Expenditures:</b>				
Salaries & Wages	2,856,246.50	417,103.40	2,204,471.96	234,671.14
Related Benefits	782,645.01	114,291.22	604,051.15	64,302.64
Services	1,020,904.01	149,084.66	787,941.19	83,878.16
Supplies / Materials	38,658.07	5,645.32	29,836.58	3,176.17
Other	4,866.32	-	-	-
Capital	99,102.96	99,102.96	-	-
<b>Total Expenditures</b>	<b>4,802,422.87</b>	<b>785,227.56</b>	<b>3,626,300.88</b>	<b>386,028.11</b>
<b>Disallowed / Capitalized</b>				
Disallowed / Capitalized	(99,102.96)	(99,102.96)	-	-
<b>Total Disallowed / Capitalized</b>	<b>(99,102.96)</b>	<b>(99,102.96)</b>	<b>-</b>	<b>-</b>
General & Administrative Allocation	-	(686,124.60)	620,112.22	66,012.38
<b>Incoming Costs</b>				
<b>1st Allocation</b>				
Equipment Use Charges	55,410.22	55,410.22	-	-
Building Use	19,693.08	19,693.08	-	-
1010920 - Internal Audit	1,653.30	1,653.30	-	-
1013210 - Law Department	4,990.22	4,990.22	-	-
1013320 - ADA Compliance Office	1,068.81	1,068.81	-	-
1013610 - Human Resources	9,837.75	9,837.75	-	-
1013910 - Mail Room - Operating	14.52	14.52	-	-
1015710 - Finance	14,585.45	14,585.45	-	-
1016010 - Purchasing	3,405.36	3,405.36	-	-
1016020 - Property Management	7,855.38	7,855.38	-	-
1016050 - e-Government Purchasing	992.78	992.78	-	-
1016930 - Auditing Contract	5,420.33	5,420.33	-	-
<b>Total 1st Allocation</b>	<b>124,927.21</b>	<b>124,927.21</b>	<b>-</b>	<b>-</b>
General & Administrative Allocation	-	(124,927.21)	112,907.90	12,019.31
<b>Total 1st Tier Allocation</b>	<b>4,828,247.12</b>	<b>-</b>	<b>4,359,321.00</b>	<b>464,059.80</b>
<b>2nd Allocation</b>				
1010920 - Internal Audit	110.63	110.63	-	-
1013210 - Law Department	273.80	273.80	-	-
1013320 - ADA Compliance Office	73.08	73.08	-	-
1013610 - Human Resources	428.45	428.45	-	-
1013910 - Mail Room - Operating	1.60	1.60	-	-
1015710 - Finance	772.96	772.96	-	-
1016010 - Purchasing	183.68	183.68	-	-
1016020 - Property Management	405.22	405.22	-	-
1016050 - e-Government Purchasing	11.42	11.42	-	-
1016930 - Auditing Contract	3.09	3.09	-	-
1019710 - County Trustee	5,260.13	5,260.13	-	-
266 / 54000xx - Risk Management Fun	391.72	391.72	-	-
<b>Total 2nd Allocation</b>	<b>7,915.78</b>	<b>7,915.78</b>	<b>-</b>	<b>-</b>
General & Administrative Allocation	-	(7,915.78)	7,154.20	761.58
<b>Total 2nd Tier Allocation</b>	<b>7,915.78</b>	<b>-</b>	<b>7,154.20</b>	<b>761.58</b>



Total Incoming Costs	<b>132,842.99</b>	-	120,062.10	12,780.89
Total Allocated Cost	<b>4,836,162.90</b>	-	4,366,475.20	464,821.38

---

KNOX COUNTY, TN  
1017910 - INFORMATION TECHNOLOGY

Functions:	IT General Government
Expenditures:	
Salaries & Wages	-
Related Benefits	-
Services	-
Supplies / Materials	-
Other	4,866.32
Capital	-
	<hr/>
Total Expenditures	4,866.32
Disallowed / Capitalized	
Disallowed / Capitalized	-
	<hr/>
Total Disallowed / Capitalized	-
General & Administrative Allocation	-
Incoming Costs	
1st Allocation	
Equipment Use Charges	-
Building Use	-
1010920 - Internal Audit	-
1013210 - Law Department	-
1013320 - ADA Compliance Office	-
1013610 - Human Resources	-
1013910 - Mail Room - Operating	-
1015710 - Finance	-
1016010 - Purchasing	-
1016020 - Property Management	-
1016050 - e-Government Purchasing	-
1016930 - Auditing Contract	-
	<hr/>
Total 1st Allocation	-
General & Administrative Allocation	-
	<hr/>
Total 1st Tier Allocation	4,866.32
2nd Allocation	
1010920 - Internal Audit	-
1013210 - Law Department	-
1013320 - ADA Compliance Office	-
1013610 - Human Resources	-
1013910 - Mail Room - Operating	-
1015710 - Finance	-
1016010 - Purchasing	-
1016020 - Property Management	-
1016050 - e-Government Purchasing	-
1016930 - Auditing Contract	-
1019710 - County Trustee	-
266 / 54000xx - Risk Management Fun	-
	<hr/>
Total 2nd Allocation	-
General & Administrative Allocation	-
	<hr/>
Total 2nd Tier Allocation	-

Total Incoming Costs	-
Total Allocated Cost	<u>4,866.32</u>

KNOX COUNTY, TN  
1017910 - INFORMATION TECHNOLOGY

Department: 1017910 - Information Technology  
Function: Network Support - County

Total 1st Tier Allocation \$ 4,359,321.00  
Total 2nd Tier Allocation 7,154.20

Total Allocation Cost \$ 4,366,475.20

	Allocation Units	Allocated Percentage	Gross Allocation	Direct Billed	1st Tier Allocation	2nd Tier Allocation	Total Allocated
<b>Grantee Department</b>							
1010920 - Internal Audit	4	0.17 %	7,426.44	-	7,426.44	-	7,426.44
1013210 - Law Department	26	1.11 %	48,271.87	-	48,271.87	-	48,271.87
1013610 - Human Resources	9	0.38 %	16,709.49	-	16,709.49	-	16,709.49
1013910 - Mail Room - Operating	3	0.13 %	5,569.83	-	5,569.83	-	5,569.83
1015415 - Health Administration	331	14.10 %	614,538.01	-	614,538.01	-	614,538.01
1015710 - Finance	35	1.49 %	64,981.36	-	64,981.36	-	64,981.36
1016010 - Purchasing	18	0.77 %	33,418.99	-	33,418.99	-	33,418.99
1016020 - Property Management	6	0.26 %	11,139.66	-	11,139.66	-	11,139.66
1017920 - Records Management	9	0.38 %	16,709.49	-	16,709.49	33.61	16,743.10
1018903 - Sheriff Administration	956	40.72 %	1,774,919.45	-	1,774,919.45	3,569.63	1,778,489.08
1019710 - County Trustee	58	2.47 %	107,683.40	-	107,683.40	216.57	107,899.97
131 / 2350110 - PW - Administration	43	1.83 %	79,834.24	-	79,834.24	160.56	79,994.80
266 / 54000xx - Risk Management Fund	5	0.21 %	9,283.05	-	9,283.05	18.67	9,301.72
1010010 - Attorney General's Office	102	4.34 %	189,374.25	-	189,374.25	380.86	189,755.11
1010310 - Circuit Court Clerk's Office	19	0.81 %	35,275.60	-	35,275.60	70.94	35,346.54
1010320 - Civil Sessions Clerk's Office	23	0.98 %	42,702.04	-	42,702.04	85.88	42,787.92
1010330 - IV-D Child Support Clerk's Office	7	0.30 %	12,996.27	-	12,996.27	26.14	13,022.41
1010610 - Probate Court	10	0.43 %	18,566.10	-	18,566.10	37.34	18,603.44
1010620 - Chancery Court	25	1.06 %	46,415.26	-	46,415.26	93.35	46,508.61
1010910 - County Commission Office	5	0.21 %	9,283.05	-	9,283.05	18.67	9,301.72
1010935 - Retirement Office Operations	9	0.38 %	16,709.49	-	16,709.49	33.61	16,743.10
1011210 - County Clerk's Office	96	4.09 %	178,234.59	-	178,234.59	358.46	178,593.05
1011510 - 4th Circuit Court Clerk's Office	14	0.60 %	25,992.54	-	25,992.54	52.27	26,044.82
1011520 - Criminal Court Clerk's Office	27	1.15 %	50,128.48	-	50,128.48	100.82	50,229.29
1011810 - Election Commission Office	65	2.77 %	120,679.67	-	120,679.67	242.71	120,922.38
1012110 - Circuit Court Judge's Office	9	0.38 %	16,709.49	-	16,709.49	33.61	16,743.10
1012120 - 4th Circuit Court Judge's Office	9	0.38 %	16,709.49	-	16,709.49	33.61	16,743.10
1012130 - Criminal Court Judge's Office	9	0.38 %	16,709.49	-	16,709.49	33.61	16,743.10
1012140 - General Sessions Court Judges	77	3.28 %	142,958.99	-	142,958.99	287.51	143,246.51
1012150 - Jury Commission	1	0.04 %	1,856.61	-	1,856.61	3.73	1,860.34
1012410 - Juvenile Court Judges	66	2.81 %	122,536.28	-	122,536.28	246.44	122,782.72
1012420 - IV-D Referee Program	2	0.09 %	3,713.22	-	3,713.22	7.47	3,720.69
1012710 - Juvenile Court Clerk's Office	5	0.21 %	9,283.05	-	9,283.05	18.67	9,301.72
1013310 - County Mayor	12	0.51 %	22,279.32	-	22,279.32	44.81	22,324.13
1014210 - Probation Office	12	0.51 %	22,279.32	-	22,279.32	44.81	22,324.13
1014845 - Parks & Recreation	28	1.19 %	51,985.09	-	51,985.09	104.55	52,089.64
1015105 - Dept. of Community Development	5	0.21 %	9,283.05	-	9,283.05	18.67	9,301.72
1015142 - Senior Center & Volunteer Service	1	0.04 %	1,856.61	-	1,856.61	3.73	1,860.34

1015145 - Frank Strang Senior Center	12	0.51 %	22,279.32	-	22,279.32	44.81	22,324.13
1015146 - South Knox Senior Center	5	0.21 %	9,283.05	-	9,283.05	18.67	9,301.72
1015147 - Halls Senior Center	12	0.51 %	22,279.32	-	22,279.32	44.81	22,324.13
1015148 - Corryton Senior Center	8	0.34 %	14,852.88	-	14,852.88	29.87	14,882.75
1015149 - Carter Senior Center	3	0.13 %	5,569.83	-	5,569.83	11.20	5,581.03
1015160 - Veterans' Services	2	0.09 %	3,713.22	-	3,713.22	7.47	3,720.69
1015950 - Credit Union	9	0.38 %	16,709.49	-	16,709.49	33.61	16,743.10
1017510 - Fire Prevention	5	0.21 %	9,283.05	-	9,283.05	18.67	9,301.72
1017530 - Codes Administration	16	0.68 %	29,705.76	-	29,705.76	59.74	29,765.51
1018110 - Sheriff's Dept Merit System	5	0.21 %	9,283.05	-	9,283.05	18.67	9,301.72
1018310 - Property Assessor	53	2.26 %	98,400.35	-	98,400.35	197.90	98,598.24
1018710 - Register of Deeds Office	1	0.04 %	1,856.61	-	1,856.61	3.73	1,860.34
261 / 50000XX - Vehicle Service Center Fund	10	0.43 %	18,566.10	-	18,566.10	37.34	18,603.44
FD 116 / 210 - Solid Waste Fund	11	0.47 %	20,422.71	-	20,422.71	41.07	20,463.79
FD 122 / 230 - Drug Control Fund	5	0.21 %	9,283.05	-	9,283.05	18.67	9,301.72
FD 128 / 215 - Air Quality Fund	13	0.55 %	24,135.93	-	24,135.93	48.54	24,184.48
FD 960 / 950 - Great Schools Foundation Fur	1	0.04 %	1,856.61	-	1,856.61	3.73	1,860.34
General Government	36	1.53 %	66,837.97	-	66,837.97	134.42	66,972.39
	<b>2,348</b>	<b>100.00 %</b>	<b>4,359,321.00</b>	<b>-</b>	<b>4,359,321.00</b>	<b>7,154.20</b>	<b>4,366,475.20</b>

Allocation Basis: Workstations per Department (County Use Only)

Allocation Source: KC Management Report

KNOX COUNTY, TN  
1017910 - INFORMATION TECHNOLOGY

Department: 1017910 - Information Technology  
Function: Network Support - All Users

Total 1st Tier Allocation \$ 464,059.80  
Total 2nd Tier Allocation 761.58

Total Allocation Cost \$ 464,821.38

	Allocation Units	Allocated Percentage	Gross Allocation	Direct Billed	1st Tier Allocation	2nd Tier Allocation	Total Allocated
<u>Grantee Department</u>							
1010920 - Internal Audit	2	0.06 %	299.78	-	299.78	-	299.78
1013210 - Law Department	13	0.42 %	1,948.57	-	1,948.57	-	1,948.57
1015415 - Health Administration	1	0.03 %	149.89	-	149.89	-	149.89
1018903 - Sheriff Administration	2,216	71.58 %	332,156.50	-	332,156.50	547.94	332,704.44
1010010 - Attorney General's Office	136	4.39 %	20,385.06	-	20,385.06	33.63	20,418.68
1010310 - Circuit Court Clerk's Office	14	0.45 %	2,098.46	-	2,098.46	3.46	2,101.92
1010320 - Civil Sessions Clerk's Office	9	0.29 %	1,349.01	-	1,349.01	2.23	1,351.24
1011210 - County Clerk's Office	1	0.03 %	149.89	-	149.89	.25	150.14
1011510 - 4th Circuit Court Clerk's Office	12	0.39 %	1,798.68	-	1,798.68	2.97	1,801.65
1011520 - Criminal Court Clerk's Office	41	1.32 %	6,145.49	-	6,145.49	10.14	6,155.63
1012140 - General Sessions Court Judges	80	2.58 %	11,991.21	-	11,991.21	19.78	12,010.99
1014210 - Probation Office	19	0.61 %	2,847.91	-	2,847.91	4.70	2,852.61
1017510 - Fire Prevention	2	0.06 %	299.78	-	299.78	.49	300.27
1018510 - Public Defender	82	2.65 %	12,290.99	-	12,290.99	20.28	12,311.27
FD 960 / 950 - Great Schools Foundation Fur	14	0.45 %	2,098.46	-	2,098.46	3.46	2,101.92
General Government	454	14.66 %	68,050.11	-	68,050.11	112.26	68,162.37
	<u>3,096</u>	<u>100.00 %</u>	<u>464,059.80</u>	<u>-</u>	<u>464,059.80</u>	<u>761.58</u>	<u>464,821.38</u>

Allocation Basis: Workstations per Department (All Users)

Allocation Source: KC Management Report

KNOX COUNTY, TN  
1017910 - INFORMATION TECHNOLOGY

Department: 1017910 - Information Technology  
Function: IT General Government

Total 1st Tier Allocation \$ 4,866.32  
Total 2nd Tier Allocation -

Total Allocation Cost \$ 4,866.32

	Allocation Units	Allocated Percentage	Gross Allocation	Direct Billed	1st Tier Allocation	2nd Tier Allocation	Total Allocated
Grantee Department							
General Government	100	100.00 %	4,866.32	-	4,866.32	-	4,866.32
	100	100.00 %	4,866.32	-	4,866.32	-	4,866.32

Allocation Basis: Direct Allocation

Allocation Source: Direct Allocation

KNOX COUNTY, TN  
1017910 - INFORMATION TECHNOLOGY

Grantee Department	Total	Network Support - County	Network Support - All Users	IT General Government
1010920 - Internal Audit	7,726.22	7,426.44	299.78	-
1013210 - Law Department	50,220.44	48,271.87	1,948.57	-
1013610 - Human Resources	16,709.49	16,709.49	-	-
1013910 - Mail Room - Operating	5,569.83	5,569.83	-	-
1015415 - Health Administration	614,687.90	614,538.01	149.89	-
1015710 - Finance	64,981.36	64,981.36	-	-
1016010 - Purchasing	33,418.99	33,418.99	-	-
1016020 - Property Management	11,139.66	11,139.66	-	-
1017920 - Records Management	16,743.10	16,743.10	-	-
1018903 - Sheriff Administration	2,111,193.52	1,778,489.08	332,704.44	-
1019710 - County Trustee	107,899.97	107,899.97	-	-
131 / 2350110 - PW - Administration	79,994.80	79,994.80	-	-
266 / 54000xx - Risk Management Fun	9,301.72	9,301.72	-	-
1010010 - Attorney General's Office	210,173.80	189,755.11	20,418.68	-
1010310 - Circuit Court Clerk's Office	37,448.46	35,346.54	2,101.92	-
1010320 - Civil Sessions Clerk's Office	44,139.15	42,787.92	1,351.24	-
1010330 - IV-D Child Support Clerk's O	13,022.41	13,022.41	-	-
1010610 - Probate Court	18,603.44	18,603.44	-	-
1010620 - Chancery Court	46,508.61	46,508.61	-	-
1010910 - County Commission Office	9,301.72	9,301.72	-	-
1010935 - Retirement Office Operation	16,743.10	16,743.10	-	-
1011210 - County Clerk's Office	178,743.18	178,593.05	150.14	-
1011510 - 4th Circuit Court Clerk's Of	27,846.47	26,044.82	1,801.65	-
1011520 - Criminal Court Clerk's Office	56,384.93	50,229.29	6,155.63	-
1011810 - Election Commission Office	120,922.38	120,922.38	-	-
1012110 - Circuit Court Judge's Office	16,743.10	16,743.10	-	-
1012120 - 4th Circuit Court Judge's O	16,743.10	16,743.10	-	-
1012130 - Criminal Court Judge's Office	16,743.10	16,743.10	-	-
1012140 - General Sessions Court Ju	155,257.50	143,246.51	12,010.99	-
1012150 - Jury Commission	1,860.34	1,860.34	-	-
1012410 - Juvenile Court Judges	122,782.72	122,782.72	-	-
1012420 - IV-D Referee Program	3,720.69	3,720.69	-	-
1012710 - Juvenile Court Clerk's Office	9,301.72	9,301.72	-	-
1013310 - County Mayor	22,324.13	22,324.13	-	-
1014210 - Probation Office	25,176.74	22,324.13	2,852.61	-
1014845 - Parks & Recreation	52,089.64	52,089.64	-	-
1015105 - Dept. of Community Develo	9,301.72	9,301.72	-	-
1015142 - Senior Center & Volunteer S	1,860.34	1,860.34	-	-
1015145 - Frank Strang Senior Center	22,324.13	22,324.13	-	-
1015146 - South Knox Senior Center	9,301.72	9,301.72	-	-
1015147 - Halls Senior Center	22,324.13	22,324.13	-	-
1015148 - Corryton Senior Center	14,882.75	14,882.75	-	-
1015149 - Carter Senior Center	5,581.03	5,581.03	-	-
1015160 - Veterans' Services	3,720.69	3,720.69	-	-
1015950 - Credit Union	16,743.10	16,743.10	-	-
1017510 - Fire Prevention	9,602.00	9,301.72	300.27	-
1017530 - Codes Administration	29,765.51	29,765.51	-	-
1018110 - Sheriff's Dept Merit System	9,301.72	9,301.72	-	-
1018310 - Property Assessor	98,598.24	98,598.24	-	-
1018510 - Public Defender	12,311.27	-	12,311.27	-
1018710 - Register of Deeds Office	1,860.34	1,860.34	-	-
261 / 50000XX - Vehicle Service Cente	18,603.44	18,603.44	-	-
FD 116 / 210 - Solid Waste Fund	20,463.79	20,463.79	-	-
FD 122 / 230 - Drug Control Fund	9,301.72	9,301.72	-	-
FD 128 / 215 - Air Quality Fund	24,184.48	24,184.48	-	-
FD 960 / 950 - Great Schools Foundat	3,962.27	1,860.34	2,101.92	-
General Government	140,001.08	66,972.39	68,162.37	4,866.32



---

4,836,162.90	4,366,475.20	464,821.38	4,866.32
--------------	--------------	------------	----------

---

**Knox County, Tennessee  
OMB A-87 Cost Allocation Plan**

**Records Management (1017920)**

**Nature and Extent of Services**

The Records Management unit is a section within the Information Technology Department and has primary responsibility for providing County departments with secure off-site storage of documents and retrieval and destruction of temporary value records. Specific functions or activities include:

- Retrieval and delivery of documents
- Photocopy original documents
- Place documents in storage
- Destroy obsolete documents

Costs for the Records Management unit have been allocated as follows:

**Records Storage** – Costs are allocated based on the number of storage boxes received and stored in 2013.

KNOX COUNTY, TN  
1017920 - RECORDS MANAGEMENT

Functions:	Total	GeneralAdmin	Records Storage	RM General Government
<b>Expenditures:</b>				
Salaries & Wages	227,030.70	-	227,030.70	-
Related Benefits	87,449.80	-	87,449.80	-
Services	11,355.02	-	11,355.02	-
Supplies / Materials	4,749.33	-	4,749.33	-
Other	2,655.00	-	-	2,655.00
<b>Total Expenditures</b>	<b>333,239.85</b>	<b>-</b>	<b>330,584.85</b>	<b>2,655.00</b>
General & Administrative Allocation	-	-	-	-
<b>Incoming Costs</b>				
<b>1st Allocation</b>				
Equipment Use Charges	10,215.60	10,215.60	-	-
1010920 - Internal Audit	657.72	657.72	-	-
1013210 - Law Department	346.27	346.27	-	-
1013320 - ADA Compliance Office	160.32	160.32	-	-
1013610 - Human Resources	1,475.66	1,475.66	-	-
1013910 - Mail Room - Operating	86.59	86.59	-	-
1015710 - Finance	4,199.49	4,199.49	-	-
1016010 - Purchasing	1,064.18	1,064.18	-	-
1016020 - Property Management	1,171.42	1,171.42	-	-
1016930 - Auditing Contract	2,156.32	2,156.32	-	-
1017910 - Information Technology	16,709.49	16,709.49	-	-
<b>Total 1st Allocation</b>	<b>38,243.06</b>	<b>38,243.06</b>	<b>-</b>	<b>-</b>
General & Administrative Allocation	-	(38,243.06)	38,243.06	-
<b>Total 1st Tier Allocation</b>	<b>371,482.91</b>	<b>-</b>	<b>368,827.91</b>	<b>2,655.00</b>
<b>2nd Allocation</b>				
1010920 - Internal Audit	44.01	44.01	-	-
1013210 - Law Department	19.00	19.00	-	-
1013320 - ADA Compliance Office	10.96	10.96	-	-
1013610 - Human Resources	64.27	64.27	-	-
1013910 - Mail Room - Operating	9.52	9.52	-	-
1015710 - Finance	222.75	222.75	-	-
1016010 - Purchasing	57.40	57.40	-	-
1016020 - Property Management	60.43	60.43	-	-
1016930 - Auditing Contract	1.23	1.23	-	-
1017910 - Information Technology	33.61	33.61	-	-
1019710 - County Trustee	2,092.60	2,092.60	-	-
266 / 54000xx - Risk Management Fun	244.90	244.90	-	-
<b>Total 2nd Allocation</b>	<b>2,860.66</b>	<b>2,860.66</b>	<b>-</b>	<b>-</b>
General & Administrative Allocation	-	(2,860.66)	2,860.66	-
<b>Total 2nd Tier Allocation</b>	<b>2,860.66</b>	<b>-</b>	<b>2,860.66</b>	<b>-</b>
<b>Total Incoming Costs</b>	<b>41,103.72</b>	<b>-</b>	<b>41,103.72</b>	<b>-</b>
<b>Total Allocated Cost</b>	<b>374,343.57</b>	<b>-</b>	<b>371,688.57</b>	<b>2,655.00</b>

KNOX COUNTY, TN  
1017920 - RECORDS MANAGEMENT

Department: 1017920 - Records Management  
Function: Records Storage

Total 1st Tier Allocation \$ 368,827.91  
Total 2nd Tier Allocation 2,860.66

Total Allocation Cost \$ 371,688.57

	Allocation Units	Allocated Percentage	Gross Allocation	Direct Billed	1st Tier Allocation	2nd Tier Allocation	Total Allocated
<b>Grantee Department</b>							
1013210 - Law Department	133	4.81 %	17,753.93	-	17,753.93	-	17,753.93
1015415 - Health Administration	397	14.37 %	52,994.82	-	52,994.82	-	52,994.82
1015710 - Finance	140	5.07 %	18,688.35	-	18,688.35	-	18,688.35
1016010 - Purchasing	30	1.09 %	4,004.65	-	4,004.65	-	4,004.65
1018903 - Sheriff Administration	255	9.23 %	34,039.49	-	34,039.49	353.60	34,393.09
1010010 - Attorney General's Office	86	3.11 %	11,479.99	-	11,479.99	119.25	11,599.24
1010310 - Circuit Court Clerk's Office	122	4.42 %	16,285.56	-	16,285.56	169.17	16,454.73
1010320 - Civil Sessions Clerk's Office	59	2.14 %	7,875.80	-	7,875.80	81.81	7,957.62
1010910 - County Commission Office	6	0.22 %	800.93	-	800.93	8.32	809.25
1010935 - Retirement Office Operations	17	0.62 %	2,269.30	-	2,269.30	23.57	2,292.87
1011210 - County Clerk's Office	122	4.42 %	16,285.56	-	16,285.56	169.17	16,454.73
1011520 - Criminal Court Clerk's Office	247	8.94 %	32,971.59	-	32,971.59	342.50	33,314.09
1011530 - Criminal Sessions Clerk's Office	53	1.92 %	7,074.87	-	7,074.87	73.49	7,148.37
1011810 - Election Commission Office	101	3.66 %	13,482.31	-	13,482.31	140.05	13,622.36
1012120 - 4th Circuit Court Judge's Office	92	3.33 %	12,280.91	-	12,280.91	127.57	12,408.49
1014210 - Probation Office	23	0.83 %	3,070.23	-	3,070.23	31.89	3,102.12
1015439 - Animal Control	14	0.51 %	1,868.83	-	1,868.83	19.41	1,888.25
1015720 - Finance & Community-Schools	34	1.23 %	4,538.60	-	4,538.60	47.15	4,585.75
1016955 - PBA Management & Operations	57	2.06 %	7,608.83	-	7,608.83	79.04	7,687.87
1017530 - Codes Administration	59	2.14 %	7,875.80	-	7,875.80	81.81	7,957.62
1018310 - Property Assessor	23	0.83 %	3,070.23	-	3,070.23	31.89	3,102.12
1018315 - Property Assessor Reappraisal	-	0.00 %	-	-	-	-	-
1018320 - Equalization Board	-	0.00 %	-	-	-	-	-
1018330 - Digitized Mapping	-	0.00 %	-	-	-	-	-
1018510 - Public Defender	154	5.57 %	20,557.18	-	20,557.18	213.54	20,770.73
1018933 - Juvenile Division	482	17.44 %	64,341.31	-	64,341.31	668.37	65,009.68
FD 116 / 210 - Solid Waste Fund	24	0.87 %	3,203.72	-	3,203.72	33.28	3,237.00
FD 950 / 920 - MPC Fund	33	1.19 %	4,405.11	-	4,405.11	45.76	4,450.87
	<u>2,763</u>	<u>100.00 %</u>	<u>368,827.91</u>	<u>-</u>	<u>368,827.91</u>	<u>2,860.66</u>	<u>371,688.57</u>

Allocation Basis: Number of Boxes Received per Dept for Storage

Allocation Source: KC Management Report

KNOX COUNTY, TN  
1017920 - RECORDS MANAGEMENT

Department: 1017920 - Records Management  
Function: RM General Government

Total 1st Tier Allocation \$ 2,655.00  
Total 2nd Tier Allocation -

Total Allocation Cost \$ 2,655.00

	Allocation Units	Allocated Percentage	Gross Allocation	Direct Billed	1st Tier Allocation	2nd Tier Allocation	Total Allocated
Grantee Department							
General Government	100	100.00 %	2,655.00	-	2,655.00	-	2,655.00
	100	100.00 %	2,655.00	-	2,655.00	-	2,655.00

Allocation Basis: Direct Allocation

Allocation Source: Direct Allocation

KNOX COUNTY, TN  
1017920 - RECORDS MANAGEMENT

	Total	Records Storage	RM General Government
<u>Grantee Department</u>			
1013210 - Law Department	17,753.93	17,753.93	-
1015415 - Health Administration	52,994.82	52,994.82	-
1015710 - Finance	18,688.35	18,688.35	-
1016010 - Purchasing	4,004.65	4,004.65	-
1018903 - Sheriff Administration	34,393.09	34,393.09	-
1010010 - Attorney General's Office	11,599.24	11,599.24	-
1010310 - Circuit Court Clerk's Office	16,454.73	16,454.73	-
1010320 - Civil Sessions Clerk's Office	7,957.62	7,957.62	-
1010910 - County Commission Office	809.25	809.25	-
1010935 - Retirement Office Operation	2,292.87	2,292.87	-
1011210 - County Clerk's Office	16,454.73	16,454.73	-
1011520 - Criminal Court Clerk's Office	33,314.09	33,314.09	-
1011530 - Criminal Sessions Clerk's O	7,148.37	7,148.37	-
1011810 - Election Commission Office	13,622.36	13,622.36	-
1012120 - 4th Circuit Court Judge's O	12,408.49	12,408.49	-
1014210 - Probation Office	3,102.12	3,102.12	-
1015439 - Animal Control	1,888.25	1,888.25	-
1015720 - Finance & Community-Scho	4,585.75	4,585.75	-
1016955 - PBA Management & Opera	7,687.87	7,687.87	-
1017530 - Codes Administration	7,957.62	7,957.62	-
1018310 - Property Assessor	3,102.12	3,102.12	-
1018510 - Public Defender	20,770.73	20,770.73	-
1018933 - Juvenile Division	65,009.68	65,009.68	-
FD 116 / 210 - Solid Waste Fund	3,237.00	3,237.00	-
FD 950 / 920 - MPC Fund	4,450.87	4,450.87	-
General Government	2,655.00	-	2,655.00
	<hr/>	<hr/>	<hr/>
	374,343.57	371,688.57	2,655.00
	<hr/>	<hr/>	<hr/>

**Knox County, Tennessee  
OMB A-87 Cost Allocation Plan**

**Sheriff Administration (1018903)**

**Nature and Extent of Services**

The Sheriff's Administration division has primary responsibility for the oversight and management of all County Sheriff programs and divisions. Specific activities include:

- Management of all sheriff departments
- Fiscal oversight of operating budgets
- Supervision of personnel

This section is included to capture the administrative costs associated with managing the various programs and divisions within the Sheriff's Department. Costs have been allocated as follows:

**Department Administration** – Costs are allocated based on the number of FTE's supervised

KNOX COUNTY, TN  
1018903 - SHERIFF ADMINISTRATION

Functions:	Total	GeneralAdmin	Sheriff Services	SA General Government
<b>Expenditures:</b>				
Salaries & Wages	7,819,297.00	-	7,819,297.00	-
Related Benefits	3,291,882.87	-	3,291,882.87	-
Services	173,615.72	-	173,615.72	-
Supplies / Materials	240,186.65	-	240,186.65	-
Other	1,053,939.00	-	-	1,053,939.00
Capital	110,000.00	110,000.00	-	-
<b>Total Expenditures</b>	<b>12,688,921.24</b>	<b>110,000.00</b>	<b>11,524,982.24</b>	<b>1,053,939.00</b>
<b>Disallowed / Capitalized</b>				
Disallowed / Capitalized	(110,000.00)	(110,000.00)	-	-
<b>Total Disallowed / Capitalized</b>	<b>(110,000.00)</b>	<b>(110,000.00)</b>	<b>-</b>	<b>-</b>
General & Administrative Allocation	-	-	-	-
<b>Incoming Costs</b>				
<b>1st Allocation</b>				
Building Use	36,283.11	36,283.11	-	-
1010920 - Internal Audit	2,319.49	2,319.49	-	-
1013210 - Law Department	13,185.11	13,185.11	-	-
1013910 - Mail Room - Operating	3,380.08	3,380.08	-	-
1015710 - Finance	22,398.28	22,398.28	-	-
1016010 - Purchasing	3,192.53	3,192.53	-	-
1016020 - Property Management	47,683.51	47,683.51	-	-
1016050 - e-Government Purchasing	19,092.33	19,092.33	-	-
1016930 - Auditing Contract	7,604.43	7,604.43	-	-
1017910 - Information Technology	2,107,075.95	2,107,075.95	-	-
1017920 - Records Management	34,039.49	34,039.49	-	-
<b>Total 1st Allocation</b>	<b>2,296,254.31</b>	<b>2,296,254.31</b>	<b>-</b>	<b>-</b>
General & Administrative Allocation	-	(2,296,254.31)	2,296,254.31	-
<b>Total 1st Tier Allocation</b>	<b>14,875,175.55</b>	<b>-</b>	<b>13,821,236.55</b>	<b>1,053,939.00</b>
<b>2nd Allocation</b>				
1010920 - Internal Audit	155.20	155.20	-	-
1013210 - Law Department	723.42	723.42	-	-
1013910 - Mail Room - Operating	371.52	371.52	-	-
1015710 - Finance	1,185.40	1,185.40	-	-
1016010 - Purchasing	172.20	172.20	-	-
1016020 - Property Management	2,459.78	2,459.78	-	-
1016050 - e-Government Purchasing	219.68	219.68	-	-
1016930 - Auditing Contract	4.33	4.33	-	-
1017910 - Information Technology	4,117.58	4,117.58	-	-
1017920 - Records Management	353.60	353.60	-	-
1019710 - County Trustee	7,379.69	7,379.69	-	-
266 / 54000xx - Risk Management Funct	99,143.25	99,143.25	-	-
<b>Total 2nd Allocation</b>	<b>116,285.64</b>	<b>116,285.64</b>	<b>-</b>	<b>-</b>
General & Administrative Allocation	-	(116,285.64)	116,285.64	-
<b>Total 2nd Tier Allocation</b>	<b>116,285.64</b>	<b>-</b>	<b>116,285.64</b>	<b>-</b>



Total Incoming Costs	<b>2,412,539.95</b>	-	2,412,539.95	-
Total Allocated Cost	<b>14,991,461.19</b>	-	13,937,522.19	1,053,939.00

---

Page 2 of 2

KNOX COUNTY, TN  
1018903 - SHERIFF ADMINISTRATION

Department: 1018903 - Sheriff Administration  
Function: Sheriff Services

Total 1st Tier Allocation \$ 13,821,236.55  
Total 2nd Tier Allocation 116,285.64

Total Allocation Cost \$ 13,937,522.19

	Allocation Units	Allocated Percentage	Gross Allocation	Direct Billed	1st Tier Allocation	2nd Tier Allocation	Total Allocated
<u>Grantee Department</u>							
1018921 - Patrol	953	97.15 %	13,426,907.41	-	13,426,907.41	112,967.93	13,539,875.34
1018957 - Auxiliary Services	20	2.04 %	281,663.68	-	281,663.68	2,369.79	284,033.47
1018969 - Jail Commissary	8	0.82 %	112,665.47	-	112,665.47	947.92	113,613.39
	<u>981</u>	<u>100.00 %</u>	<u>13,821,236.55</u>	<u>-</u>	<u>13,821,236.55</u>	<u>116,285.64</u>	<u>13,937,522.19</u>

Allocation Basis: Number of FTE's supervised per Department

Allocation Source: KC Management Report

KNOX COUNTY, TN  
1018903 - SHERIFF ADMINISTRATION

Department: 1018903 - Sheriff Administration  
Function: SA General Government

Total 1st Tier Allocation \$ 1,053,939.00  
Total 2nd Tier Allocation -

Total Allocation Cost \$ 1,053,939.00

	Allocation Units	Allocated Percentage	Gross Allocation	Direct Billed	1st Tier Allocation	2nd Tier Allocation	Total Allocated
Grantee Department							
General Government	100	100.00 %	1,053,939.00	-	1,053,939.00	-	1,053,939.00
	100	100.00 %	1,053,939.00	-	1,053,939.00	-	1,053,939.00

Allocation Basis: Direct Allocation

Allocation Source: Direct Allocation

KNOX COUNTY, TN  
1018903 - SHERIFF ADMINISTRATION

	Total	Sheriff Services	SA General Government
<u>Grantee Department</u>			
1018921 - Patrol	13,539,875.34	13,539,875.34	-
1018957 - Auxiliary Services	284,033.47	284,033.47	-
1018969 - Jail Commissary	113,613.39	113,613.39	-
General Government	1,053,939.00	-	1,053,939.00
	<hr/>	<hr/>	<hr/>
	14,991,461.19	13,937,522.19	1,053,939.00
	<hr/>	<hr/>	<hr/>

**Knox County, Tennessee  
OMB A-87 Cost Allocation Plan**

**County Trustee (1019710)**

**Nature and Extent of Services**

The County Trustee serves as the County Treasurer and is responsible for the collection, disbursement, deposit, and investment of all County revenues. Costs for the County Trustee have been allocated as follows:

**County Trustee** – Costs are allocated based on the number of accounting transactions processed per department.

KNOX COUNTY, TN  
1019710 - COUNTY TRUSTEE

Functions:	Total	GeneralAdmin	County Trustee	CT General Administration
<b>Expenditures:</b>				
Services	449,231.05	-	449,231.05	-
Supplies / Materials	114,489.74	-	114,489.74	-
Other	21,018.00	-	-	21,018.00
<b>Total Expenditures</b>	<b>584,738.79</b>	<b>-</b>	<b>563,720.79</b>	<b>21,018.00</b>
General & Administrative Allocation	-	-	-	-
<b>Incoming Costs</b>				
<b>1st Allocation</b>				
Equipment Use Charges	6,654.58	-	6,654.58	-
Building Use	6,570.41	-	6,570.41	-
1010920 - Internal Audit	915.09	-	915.09	-
1013210 - Law Department	607.60	-	607.60	-
1013910 - Mail Room - Operating	16,436.05	-	16,436.05	-
1015710 - Finance	6,753.12	-	6,753.12	-
1016010 - Purchasing	1,809.10	-	1,809.10	-
1016020 - Property Management	2,825.18	-	2,825.18	-
1016930 - Auditing Contract	3,000.10	-	3,000.10	-
1017910 - Information Technology	107,683.40	-	107,683.40	-
<b>Total 1st Allocation</b>	<b>153,254.62</b>	<b>-</b>	<b>153,254.62</b>	<b>-</b>
General & Administrative Allocation	-	-	-	-
<b>Total 1st Tier Allocation</b>	<b>737,993.41</b>	<b>-</b>	<b>716,975.41</b>	<b>21,018.00</b>
<b>2nd Allocation</b>				
1010920 - Internal Audit	61.23	-	61.23	-
1013210 - Law Department	33.34	-	33.34	-
1013910 - Mail Room - Operating	1,806.58	-	1,806.58	-
1015710 - Finance	357.99	-	357.99	-
1016010 - Purchasing	97.58	-	97.58	-
1016020 - Property Management	145.74	-	145.74	-
1016930 - Auditing Contract	1.71	-	1.71	-
1017910 - Information Technology	216.57	-	216.57	-
266 / 54000xx - Risk Management Fun	1,180.89	-	1,180.89	-
<b>Total 2nd Allocation</b>	<b>3,901.61</b>	<b>-</b>	<b>3,901.61</b>	<b>-</b>
General & Administrative Allocation	-	-	-	-
<b>Total 2nd Tier Allocation</b>	<b>3,901.61</b>	<b>-</b>	<b>3,901.61</b>	<b>-</b>
<b>Total Incoming Costs</b>	<b>157,156.23</b>	<b>-</b>	<b>157,156.23</b>	<b>-</b>
<b>Total Allocated Cost</b>	<b>741,895.02</b>	<b>-</b>	<b>720,877.02</b>	<b>21,018.00</b>

KNOX COUNTY, TN  
1019710 - COUNTY TRUSTEE

Department: 1019710 - County Trustee  
Function: County Trustee

Total 1st Tier Allocation \$ 716,975.41  
Total 2nd Tier Allocation 3,901.61

Total Allocation Cost \$ 720,877.02

	Allocation Units	Allocated Percentage	Gross Allocation	Direct Billed	1st Tier Allocation	2nd Tier Allocation	Total Allocated
<u>Grantee Department</u>							
1010920 - Internal Audit	442	0.21 %	1,489.42	-	1,489.42	-	1,489.42
1013210 - Law Department	973	0.46 %	3,278.74	-	3,278.74	-	3,278.74
1013320 - ADA Compliance Office	336	0.16 %	1,132.23	-	1,132.23	-	1,132.23
1013610 - Human Resources	576	0.27 %	1,940.96	-	1,940.96	-	1,940.96
1013910 - Mail Room - Operating	331	0.16 %	1,115.38	-	1,115.38	-	1,115.38
1015415 - Health Administration	746	0.35 %	2,513.81	-	2,513.81	-	2,513.81
1015710 - Finance	992	0.47 %	3,342.76	-	3,342.76	-	3,342.76
1016010 - Purchasing	772	0.36 %	2,601.42	-	2,601.42	-	2,601.42
1016020 - Property Management	491	0.23 %	1,654.53	-	1,654.53	-	1,654.53
1016050 - e-Government Purchasing	182	0.09 %	613.29	-	613.29	-	613.29
1016930 - Auditing Contract	38	0.02 %	128.05	-	128.05	-	128.05
1017910 - Information Technology	1,561	0.73 %	5,260.13	-	5,260.13	-	5,260.13
1017920 - Records Management	621	0.29 %	2,092.60	-	2,092.60	-	2,092.60
1018903 - Sheriff Administration	2,190	1.03 %	7,379.69	-	7,379.69	-	7,379.69
131 / 2350110 - PW - Administration	597	0.28 %	2,011.72	-	2,011.72	11.50	2,023.22
266 / 54000xx - Risk Management Fund	1,348	0.63 %	4,542.38	-	4,542.38	25.97	4,568.35
1015400 - Support Services	1,740	0.82 %	5,863.31	-	5,863.31	33.52	5,896.84
1010010 - Attorney General's Office	1,247	0.59 %	4,202.04	-	4,202.04	24.02	4,226.07
1010020 - Bad Check Unit	85	0.04 %	286.43	-	286.43	1.64	288.06
1010310 - Circuit Court Clerk's Office	279	0.13 %	940.15	-	940.15	5.38	945.53
1010320 - Civil Sessions Clerk's Office	138	0.06 %	465.02	-	465.02	2.66	467.68
1010330 - IV-D Child Support Clerk's Office	618	0.29 %	2,082.49	-	2,082.49	11.91	2,094.39
1010610 - Probate Court	252	0.12 %	849.17	-	849.17	4.85	854.02
1010620 - Chancery Court	320	0.15 %	1,078.31	-	1,078.31	6.16	1,084.48
1010910 - County Commission Office	698	0.33 %	2,352.06	-	2,352.06	13.45	2,365.51
1010915 - Commission Discretionary	92	0.04 %	310.01	-	310.01	1.77	311.79
1010925 - Audit Committee	12	0.01 %	40.44	-	40.44	.23	40.67
1010930 - Codes Commission	5	0.00 %	16.85	-	16.85	.10	16.94
1010935 - Retirement Office Operations	47	0.02 %	158.38	-	158.38	.91	159.28
1011210 - County Clerk's Office	2,565	1.21 %	8,643.33	-	8,643.33	49.42	8,692.75
1011510 - 4th Circuit Court Clerk's Office	244	0.11 %	822.21	-	822.21	4.70	826.91
1011520 - Criminal Court Clerk's Office	373	0.18 %	1,256.91	-	1,256.91	7.19	1,264.09
1011530 - Criminal Sessions Clerk's Office	312	0.15 %	1,051.35	-	1,051.35	6.01	1,057.36
1011810 - Election Commission Office	805	0.38 %	2,712.62	-	2,712.62	15.51	2,728.13
1012110 - Circuit Court Judge's Office	105	0.05 %	353.82	-	353.82	2.02	355.84
1012120 - 4th Circuit Court Judge's Office	113	0.05 %	380.78	-	380.78	2.18	382.96
1012130 - Criminal Court Judge's Office	567	0.27 %	1,910.63	-	1,910.63	10.92	1,921.55
1012140 - General Sessions Court Judges	570	0.27 %	1,920.74	-	1,920.74	10.98	1,931.72

1012150 - Jury Commission	4,641	2.18 %	15,638.87	-	15,638.87	89.41	15,728.28
1012410 - Juvenile Court Judges	1,107	0.52 %	3,730.28	-	3,730.28	21.33	3,751.61
1012420 - IV-D Referee Program	345	0.16 %	1,162.55	-	1,162.55	6.65	1,169.20
1012710 - Juvenile Court Clerk's Office	585	0.27 %	1,971.29	-	1,971.29	11.27	1,982.56
1013010 - Juvenile Service Center	1,427	0.67 %	4,808.59	-	4,808.59	27.49	4,836.08
1013011 - Juvenile Service Center Donations	2	0.00 %	6.74	-	6.74	.04	6.78
1013310 - County Mayor	758	0.36 %	2,554.25	-	2,554.25	14.60	2,568.85
1013362 - Family Justice Center	30	0.01 %	101.09	-	101.09	.58	101.67
1013370 - UT/Knox County Extension	174	0.08 %	586.33	-	586.33	3.35	589.68
1013380 - Mayor's Education Summit	2	0.00 %	6.74	-	6.74	.04	6.78
1014210 - Probation Office	561	0.26 %	1,890.41	-	1,890.41	10.81	1,901.22
1014510 - Office of Neighborhoods	2	0.00 %	6.74	-	6.74	.04	6.78
1014810 - Park Maintenance	2,856	1.34 %	9,623.92	-	9,623.92	55.02	9,678.94
1014825 - U.S. Soccer Complex	4	0.00 %	13.48	-	13.48	.08	13.56
1014830 - Recreation Administration	771	0.36 %	2,598.05	-	2,598.05	14.85	2,612.91
1014832 - New Harvest Farmer's Market	34	0.02 %	114.57	-	114.57	.66	115.23
1014840 - Park Improvement-Amusement	265	0.12 %	892.98	-	892.98	5.11	898.08
1014845 - Parks & Recreation	286	0.13 %	963.74	-	963.74	5.51	969.25
1015105 - Dept. of Community Development	3	0.00 %	10.11	-	10.11	.06	10.17
1015110 - Community Services Agencies	330	0.16 %	1,112.01	-	1,112.01	6.36	1,118.37
1015120 - Indigents Asst. (CAC/Pauper)	19	0.01 %	64.02	-	64.02	.37	64.39
1015130 - Economic and Dev. Grants	18	0.01 %	60.65	-	60.65	.35	61.00
1015135 - John Tarleton Home	13	0.01 %	43.81	-	43.81	.25	44.06
1015140 - Community Outreach	209	0.10 %	704.27	-	704.27	4.03	708.30
1015141 - Constituent Services	119	0.06 %	401.00	-	401.00	2.29	403.29
1015142 - Senior Center & Volunteer Service	361	0.17 %	1,216.47	-	1,216.47	6.95	1,223.42
1015143 - Senior Picnic	16	0.01 %	53.92	-	53.92	.31	54.22
1015145 - Frank Strang Senior Center	329	0.15 %	1,108.64	-	1,108.64	6.34	1,114.98
1015146 - South Knox Senior Center	230	0.11 %	775.04	-	775.04	4.43	779.47
1015147 - Halls Senior Center	285	0.13 %	960.37	-	960.37	5.49	965.86
1015148 - Corryton Senior Center	223	0.10 %	751.45	-	751.45	4.30	755.74
1015149 - Carter Senior Center	233	0.11 %	785.14	-	785.14	4.49	789.63
1015160 - Veterans' Services	343	0.16 %	1,155.81	-	1,155.81	6.61	1,162.42
1015165 - Office of Neighborhoods / Commur	435	0.20 %	1,465.83	-	1,465.83	8.38	1,474.21
1015403 - Preventive Health Services	794	0.37 %	2,675.56	-	2,675.56	15.30	2,690.85
1015406 - Dental Services	787	0.37 %	2,651.97	-	2,651.97	15.16	2,667.13
1015409 - Emergency Medical Services	376	0.18 %	1,267.01	-	1,267.01	7.24	1,274.26
1015412 - Food & Restaurant Inspection	433	0.20 %	1,459.09	-	1,459.09	8.34	1,467.43
1015421 - Diagnostic Services	21	0.01 %	70.76	-	70.76	.40	71.17
1015424 - Medial & Dental-Indigent Care	1,117	0.52 %	3,763.98	-	3,763.98	21.52	3,785.50
1015430 - Pediatric Care Services	20	0.01 %	67.39	-	67.39	.39	67.78
1015433 - Pharmacy	540	0.25 %	1,819.65	-	1,819.65	10.40	1,830.05
1015436 - Primary Care Services	28	0.01 %	94.35	-	94.35	.54	94.89
1015439 - Animal Control	19	0.01 %	64.02	-	64.02	.37	64.39
1015442 - School Health Program	215	0.10 %	724.49	-	724.49	4.14	728.63
1015445 - Social Services	501	0.24 %	1,688.23	-	1,688.23	9.65	1,697.88
1015448 - Ground Water Services	485	0.23 %	1,634.31	-	1,634.31	9.34	1,643.66
1015451 - Vector Control Services	54	0.03 %	181.96	-	181.96	1.04	183.01
1015454 - Disease Surveillance & Investigatic	528	0.25 %	1,779.21	-	1,779.21	10.17	1,789.38
1015457 - Vital Records	386	0.18 %	1,300.71	-	1,300.71	7.44	1,308.15
1015460 - Women's Health Services	339	0.16 %	1,142.34	-	1,142.34	6.53	1,148.87
1015463 - Community Health Services	744	0.35 %	2,507.07	-	2,507.07	14.33	2,521.41
1015465 - Child Car Seat Program	20	0.01 %	67.39	-	67.39	.39	67.78
1015467 - Community Health Services Grant	16	0.01 %	53.92	-	53.92	.31	54.22
1016025 - Inop Car Lot/Sale Junk Cars	13	0.01 %	43.81	-	43.81	.25	44.06
1016030 - Building Maintenance	644	0.30 %	2,170.10	-	2,170.10	12.41	2,182.51



1016310 - Property and Liability Insurance	7	0.00 %	23.59	-	23.59	.13	23.72
1016605 - Planning	5	0.00 %	16.85	-	16.85	.10	16.94
1016610 - GIS	7	0.00 %	23.59	-	23.59	.13	23.72
1016615 - Payments to Cities	8	0.00 %	26.96	-	26.96	.15	27.11
1016620 - Emergency Management	6	0.00 %	20.22	-	20.22	.12	20.33
1016635 - CAC Housing	22	0.01 %	74.13	-	74.13	.42	74.56
1016645 - Other Operating Transfers	40	0.02 %	134.79	-	134.79	.77	135.56
1016910 - Official's Expense	3	0.00 %	10.11	-	10.11	.06	10.17
1016920 - Equipment	298	0.14 %	1,004.18	-	1,004.18	5.74	1,009.92
1016940 - Cases Charged to County	20	0.01 %	67.39	-	67.39	.39	67.78
1016950 - Miscellaneous	167	0.08 %	562.74	-	562.74	3.22	565.96
1016955 - PBA Management & Operations	4	0.00 %	13.48	-	13.48	.08	13.56
1016980 - Emp Ben General Fund	7	0.00 %	23.59	-	23.59	.13	23.72
1017210 - Community Mediation Center	46	0.02 %	155.01	-	155.01	.89	155.89
1017510 - Fire Prevention	673	0.32 %	2,267.82	-	2,267.82	12.97	2,280.79
1017520 - Soil Conservation District	310	0.15 %	1,044.61	-	1,044.61	5.97	1,050.59
1017530 - Codes Administration	852	0.40 %	2,871.00	-	2,871.00	16.41	2,887.42
1017720 - Dirty Lot Ordinance	272	0.13 %	916.56	-	916.56	5.24	921.80
1018110 - Sheriff's Dept Merit System	494	0.23 %	1,664.64	-	1,664.64	9.52	1,674.16
1018310 - Property Assessor	1,140	0.54 %	3,841.48	-	3,841.48	21.96	3,863.44
1018320 - Equalization Board	15	0.01 %	50.55	-	50.55	.29	50.83
1018330 - Digitized Mapping	12	0.01 %	40.44	-	40.44	.23	40.67
1018510 - Public Defender	1,520	0.71 %	5,121.98	-	5,121.98	29.28	5,151.26
1018710 - Register of Deeds Office	332	0.16 %	1,118.75	-	1,118.75	6.40	1,125.14
1018720 - Register of Deeds-Data Proc	269	0.13 %	906.45	-	906.45	5.18	911.64
1018900 - Court Officers	205	0.10 %	690.79	-	690.79	3.95	694.74
1018906 - Records & Communication	487	0.23 %	1,641.05	-	1,641.05	9.38	1,650.44
1018912 - Training	561	0.26 %	1,890.41	-	1,890.41	10.81	1,901.22
1018915 - Planning & Development	175	0.08 %	589.70	-	589.70	3.37	593.07
1018918 - Stop Violence Against Women	261	0.12 %	879.50	-	879.50	5.03	884.53
1018921 - Patrol	6,443	3.03 %	21,711.11	-	21,711.11	124.13	21,835.24
1018924 - Warrants	832	0.39 %	2,803.61	-	2,803.61	16.03	2,819.64
1018927 - Detectives	707	0.33 %	2,382.39	-	2,382.39	13.62	2,396.01
1018930 - Forensics	380	0.18 %	1,280.49	-	1,280.49	7.32	1,287.81
1018933 - Juvenile Division	185	0.09 %	623.40	-	623.40	3.56	626.96
1018936 - Special Teams	153	0.07 %	515.57	-	515.57	2.95	518.51
1018937 - Victim's Rights	2	0.00 %	6.74	-	6.74	.04	6.78
1018938 - Chaplain's Fund	6	0.00 %	20.22	-	20.22	.12	20.33
1018940 - Senior Citizens Awareness	15	0.01 %	50.55	-	50.55	.29	50.83
1018942 - Narcotics	805	0.38 %	2,712.62	-	2,712.62	15.51	2,728.13
1018943 - Vice	7	0.00 %	23.59	-	23.59	.13	23.72
1018945 - Internal Affairs	179	0.08 %	603.18	-	603.18	3.45	606.63
1018948 - Special Services	507	0.24 %	1,708.45	-	1,708.45	9.77	1,718.22
1018950 - Inmate Education	1	0.00 %	3.37	-	3.37	.02	3.39
1018951 - DARE Donations	29	0.01 %	97.72	-	97.72	.56	98.28
1018952 - Teen Academy-Sheriff	24	0.01 %	80.87	-	80.87	.46	81.34
1018953 - Sexual Offender Registry	78	0.04 %	262.84	-	262.84	1.50	264.34
1018954 - Interest Earned-Inmates	20	0.01 %	67.39	-	67.39	.39	67.78
1018955 - Donations / Sherriff-Target	1	0.00 %	3.37	-	3.37	.02	3.39
1018956 - Honor Guard Golf Tournament	72	0.03 %	242.62	-	242.62	1.39	244.01
1018957 - Auxiliary Services	428	0.20 %	1,442.24	-	1,442.24	8.25	1,450.49
1018960 - Correctional Facilities	9,994	4.70 %	33,676.99	-	33,676.99	192.54	33,869.52
1018965 - Explorer Post	1	0.00 %	3.37	-	3.37	.02	3.39
1018966 - Wal-Mart Foundation	1	0.00 %	3.37	-	3.37	.02	3.39
1018967 - Helen R McNabb Interchange	20	0.01 %	67.39	-	67.39	.39	67.78
1018969 - Jail Commissary	2,454	1.15 %	8,269.29	-	8,269.29	47.28	8,316.57

1018972 - Medical Examiner	14	0.01 %	47.18	-	47.18	.27	47.45
1018980 - Sheriff's Radio Rebanding	1	0.00 %	3.37	-	3.37	.02	3.39
1018985 - Sheriff's K-9 Donations	49	0.02 %	165.12	-	165.12	.94	166.06
1018990 - KCSO Reserve Training Academy	5	0.00 %	16.85	-	16.85	.10	16.94
1018991 - Fallen Officers	1	0.00 %	3.37	-	3.37	.02	3.39
1018993 - Sheriff Animal Control	112	0.05 %	377.41	-	377.41	2.16	379.57
1018995 - Sheriff Juvenile Court Officers	135	0.06 %	454.91	-	454.91	2.60	457.51
131 / 2350120 - PW - Highway Project Manag	341	0.16 %	1,149.07	-	1,149.07	6.57	1,155.64
131 / 2350130 - PW - Stormwater Manageme	651	0.31 %	2,193.69	-	2,193.69	12.54	2,206.23
131 / 2350135 - Stormwater Ordinance Violat	52	0.02 %	175.23	-	175.23	1.00	176.23
131 / 2350210 - PW - Highway & Bridge Main	2,460	1.16 %	8,289.51	-	8,289.51	47.39	8,336.91
131 / 2350220 - PW - Traffic Control	703	0.33 %	2,368.91	-	2,368.91	13.54	2,382.46
131 / 2350410 - PW - Engineering	474	0.22 %	1,597.25	-	1,597.25	9.13	1,606.38
131 / 2350425 - Subdivision Foreclosures	10	0.00 %	33.70	-	33.70	.19	33.89
261 / 50000XX - Vehicle Service Center Fund	5,520	2.59 %	18,600.86	-	18,600.86	106.35	18,707.20
FD 102 / 105 - General Fund Grants	14,526	6.83 %	48,948.56	-	48,948.56	279.85	49,228.41
FD 114 / 200 - Governmental Library Fund	482	0.23 %	1,624.21	-	1,624.21	9.29	1,633.49
FD 115 / 205 - Public Library Fund	7,618	3.58 %	25,670.53	-	25,670.53	146.76	25,817.29
FD 116 / 210 - Solid Waste Fund	2,341	1.10 %	7,888.52	-	7,888.52	45.10	7,933.62
FD 122 / 230 - Drug Control Fund	520	0.24 %	1,752.25	-	1,752.25	10.02	1,762.27
FD 123 / 220 - Hotel/Motel Fundwide	52	0.02 %	175.23	-	175.23	1.00	176.23
FD 128 / 215 - Air Quality Fund	1,629	0.77 %	5,489.27	-	5,489.27	31.38	5,520.66
FD 141 / 240 - General Purpose School Fund	43,056	20.24 %	145,086.68	-	145,086.68	829.49	145,916.17
FD 142 / 250 - School Federal Projects Fund	14,065	6.61 %	47,395.12	-	47,395.12	270.97	47,666.09
FD 146 / 245 - School Project Fund	5,820	2.74 %	19,611.77	-	19,611.77	112.12	19,723.90
FD 151 / 300 - Debt Service Fund	214	0.10 %	721.12	-	721.12	4.12	725.24
FD 171 / 400 - Public Improvement Fund	1,806	0.85 %	6,085.72	-	6,085.72	34.79	6,120.51
FD 177 - School Construction Fund	4,086	1.92 %	13,768.68	-	13,768.68	78.72	13,847.40
FD 178 - ADA Construction Fund	62	0.03 %	208.92	-	208.92	1.19	210.12
FD 263 / 580 - Self Ins. Health Care Fund	927	0.44 %	3,123.73	-	3,123.73	17.86	3,141.59
FD 268 / 510 - Mailroom Service	108	0.05 %	363.93	-	363.93	2.08	366.01
FD 270 / 520 - Employees Benefit Fund	973	0.46 %	3,278.74	-	3,278.74	18.75	3,297.48
FD 274 / 550 - Building Operation Fund	5,051	2.37 %	17,020.46	-	17,020.46	97.31	17,117.77
FD 276 / 560 - Technical Support Fund	705	0.33 %	2,375.65	-	2,375.65	13.58	2,389.24
FD 278 / 570 - Capital Leasing Fund	14	0.01 %	47.18	-	47.18	.27	47.45
FD 351 / 610 - Municipal Sales Tax Fund	53	0.02 %	178.60	-	178.60	1.02	179.62
FD 401 / 700 - Three Ridges Golf Course	1,775	0.83 %	5,981.25	-	5,981.25	34.20	6,015.45
FD 502 / 902 - County Clerk Payroll Fund	786	0.37 %	2,648.60	-	2,648.60	15.14	2,663.74
FD 504 / 903 - Registrar of Deeds Payroll Fur	796	0.37 %	2,682.30	-	2,682.30	15.34	2,697.63
FD 506 / xxx - Criminal Court Payroll Fund	1,093	0.51 %	3,683.10	-	3,683.10	21.06	3,704.16
FD 508 / 999 - PBA Payroll Fund	3,702	1.74 %	12,474.70	-	12,474.70	71.32	12,546.03
FD 510 / 910 - Clerk & Master Payroll Fund	884	0.42 %	2,978.83	-	2,978.83	17.03	2,995.86
FD 512 / 915 - Session Court Payroll Fund	935	0.44 %	3,150.69	-	3,150.69	18.01	3,168.70
FD 518 / 901 - Trustee Payroll Fund	828	0.39 %	2,790.13	-	2,790.13	15.95	2,806.08
FD 950 / 920 - MPC Fund	2,482	1.17 %	8,363.65	-	8,363.65	47.82	8,411.46
FD 952 / 925 - E-911 Fund	3,382	1.59 %	11,396.39	-	11,396.39	65.16	11,461.55
FD 954 / 930 - Geographic Information System	695	0.33 %	2,341.96	-	2,341.96	13.39	2,355.35
FD 956 / 935 - Railroad Authority Fund	42	0.02 %	141.53	-	141.53	.81	142.34
FD 958 / 940 - Animal Welfare Fund	509	0.24 %	1,715.19	-	1,715.19	9.81	1,724.99
FD 999 / 990 - Trustee Operating Fund	184	0.09 %	620.03	-	620.03	3.54	623.57

---

212,770	100.00 %	716,975.41	-	716,975.41	3,901.61	720,877.02
---------	----------	------------	---	------------	----------	------------

---

---

Allocation Basis: General Fund Acctg Transactions per Department

Allocation Source: Transaction Report from GREAT

KNOX COUNTY, TN  
1019710 - COUNTY TRUSTEE

Department: 1019710 - County Trustee  
Function: CT General Administration

Total 1st Tier Allocation \$ 21,018.00  
Total 2nd Tier Allocation -

Total Allocation Cost \$ 21,018.00

	Allocation Units	Allocated Percentage	Gross Allocation	Direct Billed	1st Tier Allocation	2nd Tier Allocation	Total Allocated
Grantee Department							
General Government	100	100.00 %	21,018.00	-	21,018.00	-	21,018.00
	100	100.00 %	21,018.00	-	21,018.00	-	21,018.00

Allocation Basis: Direct Allocation

Allocation Source: Direct Allocation

KNOX COUNTY, TN  
1019710 - COUNTY TRUSTEE

Grantee Department	Total	County Trustee	CT General Administration
1010920 - Internal Audit	1,489.42	1,489.42	-
1013210 - Law Department	3,278.74	3,278.74	-
1013320 - ADA Compliance Office	1,132.23	1,132.23	-
1013610 - Human Resources	1,940.96	1,940.96	-
1013910 - Mail Room - Operating	1,115.38	1,115.38	-
1015415 - Health Administration	2,513.81	2,513.81	-
1015710 - Finance	3,342.76	3,342.76	-
1016010 - Purchasing	2,601.42	2,601.42	-
1016020 - Property Management	1,654.53	1,654.53	-
1016050 - e-Government Purchasing	613.29	613.29	-
1016930 - Auditing Contract	128.05	128.05	-
1017910 - Information Technology	5,260.13	5,260.13	-
1017920 - Records Management	2,092.60	2,092.60	-
1018903 - Sheriff Administration	7,379.69	7,379.69	-
131 / 2350110 - PW - Administration	2,023.22	2,023.22	-
266 / 54000xx - Risk Management Fun	4,568.35	4,568.35	-
1015400 - Support Services	5,896.84	5,896.84	-
1010010 - Attorney General's Office	4,226.07	4,226.07	-
1010020 - Bad Check Unit	288.06	288.06	-
1010310 - Circuit Court Clerk's Office	945.53	945.53	-
1010320 - Civil Sessions Clerk's Office	467.68	467.68	-
1010330 - IV-D Child Support Clerk's O	2,094.39	2,094.39	-
1010610 - Probate Court	854.02	854.02	-
1010620 - Chancery Court	1,084.48	1,084.48	-
1010910 - County Commission Office	2,365.51	2,365.51	-
1010915 - Commission Discretionary	311.79	311.79	-
1010925 - Audit Committee	40.67	40.67	-
1010930 - Codes Commission	16.94	16.94	-
1010935 - Retirement Office Operation	159.28	159.28	-
1011210 - County Clerk's Office	8,692.75	8,692.75	-
1011510 - 4th Circuit Court Clerk's Of	826.91	826.91	-
1011520 - Criminal Court Clerk's Offic	1,264.09	1,264.09	-
1011530 - Criminal Sessions Clerk's O	1,057.36	1,057.36	-
1011810 - Election Commission Office	2,728.13	2,728.13	-
1012110 - Circuit Court Judge's Office	355.84	355.84	-
1012120 - 4th Circuit Court Judge's O	382.96	382.96	-
1012130 - Criminal Court Judge's Office	1,921.55	1,921.55	-
1012140 - General Sessions Court Ju	1,931.72	1,931.72	-
1012150 - Jury Commission	15,728.28	15,728.28	-
1012410 - Juvenile Court Judges	3,751.61	3,751.61	-
1012420 - IV-D Referee Program	1,169.20	1,169.20	-
1012710 - Juvenile Court Clerk's Office	1,982.56	1,982.56	-
1013010 - Juvenile Service Center	4,836.08	4,836.08	-
1013011 - Juvenile Service Center Do	6.78	6.78	-
1013310 - County Mayor	2,568.85	2,568.85	-
1013362 - Family Justice Center	101.67	101.67	-
1013370 - UT/Knox County Extension	589.68	589.68	-
1013380 - Mayor's Education Summit	6.78	6.78	-
1014210 - Probation Office	1,901.22	1,901.22	-
1014510 - Office of Neighborhoods	6.78	6.78	-
1014810 - Park Maintenance	9,678.94	9,678.94	-
1014825 - U.S. Soccer Complex	13.56	13.56	-
1014830 - Recreation Administration	2,612.91	2,612.91	-
1014832 - New Harvest Farmer's Mark	115.23	115.23	-
1014840 - Park Improvement-Amusem	898.08	898.08	-
1014845 - Parks & Recreation	969.25	969.25	-
1015105 - Dept. of Community Develo	10.17	10.17	-
1015110 - Community Services Agenc	1,118.37	1,118.37	-
1015120 - Indigents Asst. (CAC/Paupe	64.39	64.39	-
1015130 - Economic and Dev. Grants	61.00	61.00	-

1015135 - John Tarleton Home	44.06	44.06	-
1015140 - Community Outreach	708.30	708.30	-
1015141 - Constituent Services	403.29	403.29	-
1015142 - Senior Center & Volunteer S	1,223.42	1,223.42	-
1015143 - Senior Picnic	54.22	54.22	-
1015145 - Frank Strang Senior Center	1,114.98	1,114.98	-
1015146 - South Knox Senior Center	779.47	779.47	-
1015147 - Halls Senior Center	965.86	965.86	-
1015148 - Corryton Senior Center	755.74	755.74	-
1015149 - Carter Senior Center	789.63	789.63	-
1015160 - Veterans' Services	1,162.42	1,162.42	-
1015165 - Office of Neighborhoods / C	1,474.21	1,474.21	-
1015403 - Preventive Health Services	2,690.85	2,690.85	-
1015406 - Dental Services	2,667.13	2,667.13	-
1015409 - Emergency Medical Service	1,274.26	1,274.26	-
1015412 - Food & Restaurant Inspecti	1,467.43	1,467.43	-
1015421 - Diagnostic Services	71.17	71.17	-
1015424 - Medial & Dental-Indigent Ca	3,785.50	3,785.50	-
1015430 - Pediatric Care Services	67.78	67.78	-
1015433 - Pharmacy	1,830.05	1,830.05	-
1015436 - Primary Care Services	94.89	94.89	-
1015439 - Animal Control	64.39	64.39	-
1015442 - School Health Program	728.63	728.63	-
1015445 - Social Services	1,697.88	1,697.88	-
1015448 - Ground Water Services	1,643.66	1,643.66	-
1015451 - Vector Control Services	183.01	183.01	-
1015454 - Disease Surveillance & Inve	1,789.38	1,789.38	-
1015457 - Vital Records	1,308.15	1,308.15	-
1015460 - Women's Health Services	1,148.87	1,148.87	-
1015463 - Community Health Services	2,521.41	2,521.41	-
1015465 - Child Car Seat Program	67.78	67.78	-
1015467 - Community Health Services	54.22	54.22	-
1016025 - Inop Car Lot/Sale Junk Car	44.06	44.06	-
1016030 - Building Maintenance	2,182.51	2,182.51	-
1016310 - Property and Liability Insura	23.72	23.72	-
1016605 - Planning	16.94	16.94	-
1016610 - GIS	23.72	23.72	-
1016615 - Payments to Cities	27.11	27.11	-
1016620 - Emergency Management	20.33	20.33	-
1016635 - CAC Housing	74.56	74.56	-
1016645 - Other Operating Transfers	135.56	135.56	-
1016910 - Official's Expense	10.17	10.17	-
1016920 - Equipment	1,009.92	1,009.92	-
1016940 - Cases Charged to County	67.78	67.78	-
1016950 - Miscellaneous	565.96	565.96	-
1016955 - PBA Management & Opera	13.56	13.56	-
1016980 - Emp Ben General Fund	23.72	23.72	-
1017210 - Community Mediation Cent	155.89	155.89	-
1017510 - Fire Prevention	2,280.79	2,280.79	-
1017520 - Soil Conservation District	1,050.59	1,050.59	-
1017530 - Codes Administration	2,887.42	2,887.42	-
1017720 - Dirty Lot Ordinance	921.80	921.80	-
1018110 - Sheriff's Dept Merit System	1,674.16	1,674.16	-
1018310 - Property Assessor	3,863.44	3,863.44	-
1018320 - Equalization Board	50.83	50.83	-
1018330 - Digitized Mapping	40.67	40.67	-
1018510 - Public Defender	5,151.26	5,151.26	-
1018710 - Register of Deeds Office	1,125.14	1,125.14	-
1018720 - Register of Deeds-Data Pro	911.64	911.64	-
1018900 - Court Officers	694.74	694.74	-
1018906 - Records & Communication	1,650.44	1,650.44	-
1018912 - Training	1,901.22	1,901.22	-
1018915 - Planning & Development	593.07	593.07	-
1018918 - Stop Violence Against Wom	884.53	884.53	-
1018921 - Patrol	21,835.24	21,835.24	-
1018924 - Warrants	2,819.64	2,819.64	-
1018927 - Detectives	2,396.01	2,396.01	-
1018930 - Forensics	1,287.81	1,287.81	-
1018933 - Juvenile Division	626.96	626.96	-
1018936 - Special Teams	518.51	518.51	-
1018937 - Victim's Rights	6.78	6.78	-
1018938 - Chaplain's Fund	20.33	20.33	-
1018940 - Senior Citizens Awareness	50.83	50.83	-

1018942 - Narcotics	2,728.13	2,728.13	-
1018943 - Vice	23.72	23.72	-
1018945 - Internal Affairs	606.63	606.63	-
1018948 - Special Services	1,718.22	1,718.22	-
1018950 - Inmate Education	3.39	3.39	-
1018951 - DARE Donations	98.28	98.28	-
1018952 - Teen Academy-Sheriff	81.34	81.34	-
1018953 - Sexual Offender Registry	264.34	264.34	-
1018954 - Interest Earned-Inmates	67.78	67.78	-
1018955 - Donations / Sherriff-Target	3.39	3.39	-
1018956 - Honor Guard Golf Tournam	244.01	244.01	-
1018957 - Auxiliary Services	1,450.49	1,450.49	-
1018960 - Correctional Facilities	33,869.52	33,869.52	-
1018965 - Explorer Post	3.39	3.39	-
1018966 - Wal-Mart Foundation	3.39	3.39	-
1018967 - Helen R McNabb Interchan	67.78	67.78	-
1018969 - Jail Commissary	8,316.57	8,316.57	-
1018972 - Medical Examiner	47.45	47.45	-
1018980 - Sheriff's Radio Rebanding	3.39	3.39	-
1018985 - Sheriff's K-9 Donations	166.06	166.06	-
1018990 - KCSO Reserve Training Ac	16.94	16.94	-
1018991 - Fallen Officers	3.39	3.39	-
1018993 - Sheriff Animal Control	379.57	379.57	-
1018995 - Sheriff Juvenile Court Office	457.51	457.51	-
131 / 2350120 - PW - Highway Projec	1,155.64	1,155.64	-
131 / 2350130 - PW - Stormwater Man	2,206.23	2,206.23	-
131 / 2350135 - Stormwater Ordinance	176.23	176.23	-
131 / 2350210 - PW - Highway & Bridg	8,336.91	8,336.91	-
131 / 2350220 - PW - Traffic Control	2,382.46	2,382.46	-
131 / 2350410 - PW - Engineering	1,606.38	1,606.38	-
131 / 2350425 - Subdivision Foreclosu	33.89	33.89	-
261 / 50000XX - Vehicle Service Cente	18,707.20	18,707.20	-
FD 102 / 105 - General Fund Grants	49,228.41	49,228.41	-
FD 114 / 200 - Governmental Library F	1,633.49	1,633.49	-
FD 115 / 205 - Public Library Fund	25,817.29	25,817.29	-
FD 116 / 210 - Solid Waste Fund	7,933.62	7,933.62	-
FD 122 / 230 - Drug Control Fund	1,762.27	1,762.27	-
FD 123 / 220 - Hotel/Motel Fundwide	176.23	176.23	-
FD 128 / 215 - Air Quality Fund	5,520.66	5,520.66	-
FD 141 / 240 - General Purpose Scho	145,916.17	145,916.17	-
FD 142 / 250 - School Federal Project	47,666.09	47,666.09	-
FD 146 / 245 - School Project Fund	19,723.90	19,723.90	-
FD 151 / 300 - Debt Service Fund	725.24	725.24	-
FD 171 / 400 - Public Improvement Fu	6,120.51	6,120.51	-
FD 177 - School Construction Fund	13,847.40	13,847.40	-
FD 178 - ADA Construction Fund	210.12	210.12	-
FD 263 / 580 - Self Ins. Health Care F	3,141.59	3,141.59	-
FD 268 / 510 - Mailroom Service	366.01	366.01	-
FD 270 / 520 - Employees Benefit Fun	3,297.48	3,297.48	-
FD 274 / 550 - Building Operation Fun	17,117.77	17,117.77	-
FD 276 / 560 - Technical Support Fund	2,389.24	2,389.24	-
FD 278 / 570 - Capital Leasing Fund	47.45	47.45	-
FD 351 / 610 - Municipal Sales Tax Fu	179.62	179.62	-
FD 401 / 700 - Three Ridges Golf Cou	6,015.45	6,015.45	-
FD 502 / 902 - County Clerk Payroll Fu	2,663.74	2,663.74	-
FD 504 / 903 - Registrar of Deeds Pay	2,697.63	2,697.63	-
FD 506 / xxx - Criminal Court Payroll F	3,704.16	3,704.16	-
FD 508 / 999 - PBA Payroll Fund	12,546.03	12,546.03	-
FD 510 / 910 - Clerk & Master Payroll	2,995.86	2,995.86	-
FD 512 / 915 - Session Court Payroll F	3,168.70	3,168.70	-
FD 518 / 901 - Trustee Payroll Fund	2,806.08	2,806.08	-
FD 950 / 920 - MPC Fund	8,411.46	8,411.46	-
FD 952 / 925 - E-911 Fund	11,461.55	11,461.55	-
FD 954 / 930 - Geographic Information	2,355.35	2,355.35	-
FD 956 / 935 - Railroad Authority Fund	142.34	142.34	-
FD 958 / 940 - Animal Welfare Fund	1,724.99	1,724.99	-
FD 999 / 990 - Trustee Operating Fund	623.57	623.57	-
General Government	21,018.00	-	21,018.00

---



---

741,895.02

720,877.02

21,018.00

**Knox County, Tennessee  
OMB A-87 Cost Allocation Plan**

**Public Works Administration (131 / 2350110)**

**Nature and Extent of Services**

The Public Works Highway Administration division has primary responsibility for the oversight and management of all Engineering and Public Works programs and divisions. Specific activities include:

- Management of all Engineering and Public Works departments
- Fiscal oversight of operating budgets
- Supervision of personnel

This section is included to capture the administrative costs associated with managing the various programs and divisions within the Engineering and Public Works Department. Costs have been allocated as follows:

**Department Administration** – Costs are allocated based on the number of FTE's supervised



KNOX COUNTY, TN  
131 / 2350110 - PW - ADMINISTRATION

Functions:	Total	GeneralAdmin	PW Administration	PW General Administration
<b>Expenditures:</b>				
Salaries & Wages	238,356.49	-	238,356.49	-
Related Benefits	78,121.27	-	78,121.27	-
Services	22,510.58	-	22,510.58	-
Supplies / Materials	6,072.26	-	6,072.26	-
Other	113,638.61	-	-	113,638.61
<b>Total Expenditures</b>	<b>458,699.21</b>	<b>-</b>	<b>345,060.60</b>	<b>113,638.61</b>
General & Administrative Allocation	-	-	-	-
<b>Incoming Costs</b>				
<b>1st Allocation</b>				
1010920 - Internal Audit	632.30	632.30	-	-
1013210 - Law Department	476.64	476.64	-	-
1013320 - ADA Compliance Office	130.13	130.13	-	-
1013610 - Human Resources	1,197.75	1,197.75	-	-
1013910 - Mail Room - Operating	7.95	7.95	-	-
1015710 - Finance	4,254.09	4,254.09	-	-
1016010 - Purchasing	106.42	106.42	-	-
1016020 - Property Management	8,131.00	8,131.00	-	-
1016050 - e-Government Purchasing	2,051.13	2,051.13	-	-
1016930 - Auditing Contract	2,072.99	2,072.99	-	-
1017910 - Information Technology	79,834.24	79,834.24	-	-
1019710 - County Trustee	2,011.72	2,011.72	-	-
<b>Total 1st Allocation</b>	<b>100,906.35</b>	<b>100,906.35</b>	<b>-</b>	<b>-</b>
General & Administrative Allocation	-	(100,906.35)	100,906.35	-
<b>Total 1st Tier Allocation</b>	<b>559,605.56</b>	<b>-</b>	<b>445,966.95</b>	<b>113,638.61</b>
<b>2nd Allocation</b>				
1010920 - Internal Audit	42.31	42.31	-	-
1013210 - Law Department	26.15	26.15	-	-
1013320 - ADA Compliance Office	8.90	8.90	-	-
1013610 - Human Resources	52.16	52.16	-	-
1013910 - Mail Room - Operating	0.87	0.87	-	-
1015710 - Finance	225.58	225.58	-	-
1016010 - Purchasing	5.74	5.74	-	-
1016020 - Property Management	419.44	419.44	-	-
1016050 - e-Government Purchasing	23.60	23.60	-	-
1016930 - Auditing Contract	1.18	1.18	-	-
1017910 - Information Technology	160.56	160.56	-	-
1019710 - County Trustee	11.50	11.50	-	-
266 / 54000xx - Risk Management Fun	8,459.95	8,459.95	-	-
<b>Total 2nd Allocation</b>	<b>9,437.96</b>	<b>9,437.96</b>	<b>-</b>	<b>-</b>
General & Administrative Allocation	-	(9,437.96)	9,437.96	-
<b>Total 2nd Tier Allocation</b>	<b>9,437.96</b>	<b>-</b>	<b>9,437.96</b>	<b>-</b>
<b>Total Incoming Costs</b>	<b>110,344.31</b>	<b>-</b>	<b>110,344.31</b>	<b>-</b>
<b>Total Allocated Cost</b>	<b>569,043.52</b>	<b>-</b>	<b>455,404.91</b>	<b>113,638.61</b>

KNOX COUNTY, TN  
131 / 2350110 - PW - ADMINISTRATION

Department: 131 / 2350110 - PW - Administration  
Function: PW Administration

Total 1st Tier Allocation \$ 445,966.95  
Total 2nd Tier Allocation 9,437.96

Total Allocation Cost \$ 455,404.91

	Allocation Units	Allocated Percentage	Gross Allocation	Direct Billed	1st Tier Allocation	2nd Tier Allocation	Total Allocated
<u>Grantee Department</u>							
131 / 2350120 - PW - Highway Project Manag	2	1.91 %	8,535.25	-	8,535.25	180.63	8,715.88
131 / 2350130 - PW - Stormwater Manageme	17	16.27 %	72,549.65	-	72,549.65	1,535.36	74,085.01
131 / 2350210 - PW - Highway & Bridge Main	75	71.29 %	317,938.16	-	317,938.16	6,728.49	324,666.66
131 / 2350220 - PW - Traffic Control	7	6.70 %	29,873.38	-	29,873.38	632.21	30,505.59
131 / 2350410 - PW - Engineering	4	3.83 %	17,070.51	-	17,070.51	361.26	17,431.77
	<u>105</u>	<u>100.00 %</u>	<u>445,966.95</u>	<u>-</u>	<u>445,966.95</u>	<u>9,437.96</u>	<u>455,404.91</u>

Allocation Basis: Number of FTE's supervised per Department

Allocation Source: KC Management Report

KNOX COUNTY, TN  
131 / 2350110 - PW - ADMINISTRATION

Department: 131 / 2350110 - PW - Administration  
Function: PW General Administration

Total 1st Tier Allocation \$ 113,638.61  
Total 2nd Tier Allocation -

Total Allocation Cost \$ 113,638.61

	Allocation Units	Allocated Percentage	Gross Allocation	Direct Billed	1st Tier Allocation	2nd Tier Allocation	Total Allocated
Grantee Department							
General Government	100	100.00 %	113,638.61	-	113,638.61	-	113,638.61
	100	100.00 %	113,638.61	-	113,638.61	-	113,638.61

Allocation Basis: Direct Allocation

Allocation Source: Direct Allocation

KNOX COUNTY, TN

131 / 2350110 - PW - ADMINISTRATION

	Total	PW Administration	PW General Administration
<u>Grantee Department</u>			
131 / 2350120 - PW - Highway Projec	8,715.88	8,715.88	-
131 / 2350130 - PW - Stormwater Man	74,085.01	74,085.01	-
131 / 2350210 - PW - Highway & Bridg	324,666.66	324,666.66	-
131 / 2350220 - PW - Traffic Control	30,505.59	30,505.59	-
131 / 2350410 - PW - Engineering	17,431.77	17,431.77	-
General Government	113,638.61	-	113,638.61
	<hr/>	<hr/>	<hr/>
	569,043.52	455,404.91	113,638.61
	<hr/>	<hr/>	<hr/>

**Knox County, Tennessee  
OMB A-87 Cost Allocation Plan**

**Risk Management Fund (266 / 54000xx)**

**Nature and Extent of Services**

The Risk Management Department has primary responsibility for managing, monitoring, and implementing the County's risk management program. Specific functions and activities include:

- Manage and track all Workers' Compensation injuries
- Perform OSHA/Safety inspections of all County properties
- Investigate/subrogate and manage all liability claims
- Manage the County's health and safety plan

Costs for the Risk Management Department have been charged back to all County Departments. This schedule has been included to capture the indirect costs that support Risk Management. These costs are allocated as follows:

**Risk Management Overhead** – Costs are allocated based on the amount of workers' compensation charges per department.

KNOX COUNTY, TN  
266 / 54000XX - RISK MANAGEMENT FUND

Functions:	Total	GeneralAdmin	Risk Management	Risk Mgt General Government
<b>Expenditures:</b>				
Salaries & Wages	220,077.87	-	220,077.87	-
Related Benefits	74,510.00	-	74,510.00	-
Services	153,847.93	-	153,847.93	-
Supplies / Materials	39,581.11	-	39,581.11	-
Other	3,285,936.23	-	-	3,285,936.23
<b>Total Expenditures</b>	<b>3,773,953.14</b>	<b>-</b>	<b>488,016.91</b>	<b>3,285,936.23</b>
General & Administrative Allocation	-	-	-	-
<b>Incoming Costs</b>				
<b>1st Allocation</b>				
Equipment Use Charges	284.45	284.45	-	-
Building Use	1,925.54	1,925.54	-	-
1010920 - Internal Audit	1,427.70	1,427.70	-	-
1013210 - Law Department	3,921.53	3,921.53	-	-
1013320 - ADA Compliance Office	97.53	97.53	-	-
1013610 - Human Resources	897.70	897.70	-	-
1013910 - Mail Room - Operating	32.23	32.23	-	-
1015710 - Finance	11,047.54	11,047.54	-	-
1016010 - Purchasing	1,915.52	1,915.52	-	-
1016020 - Property Management	103.36	103.36	-	-
1016050 - e-Government Purchasing	56.20	56.20	-	-
1016930 - Auditing Contract	4,680.72	4,680.72	-	-
1017910 - Information Technology	9,283.05	9,283.05	-	-
1019710 - County Trustee	4,542.38	4,542.38	-	-
<b>Total 1st Allocation</b>	<b>40,215.44</b>	<b>40,215.44</b>	<b>-</b>	<b>-</b>
General & Administrative Allocation	-	(40,215.44)	40,215.44	-
<b>Total 1st Tier Allocation</b>	<b>3,814,168.58</b>	<b>-</b>	<b>528,232.35</b>	<b>3,285,936.23</b>
<b>2nd Allocation</b>				
1010920 - Internal Audit	95.53	95.53	-	-
1013210 - Law Department	215.16	215.16	-	-
1013320 - ADA Compliance Office	6.67	6.67	-	-
1013610 - Human Resources	39.10	39.10	-	-
1013910 - Mail Room - Operating	3.54	3.54	-	-
1015710 - Finance	585.25	585.25	-	-
1016010 - Purchasing	103.32	103.32	-	-
1016020 - Property Management	5.33	5.33	-	-
1016050 - e-Government Purchasing	0.65	0.65	-	-
1016930 - Auditing Contract	2.67	2.67	-	-
1017910 - Information Technology	18.67	18.67	-	-
1019710 - County Trustee	25.97	25.97	-	-
<b>Total 2nd Allocation</b>	<b>1,101.85</b>	<b>1,101.85</b>	<b>-</b>	<b>-</b>
General & Administrative Allocation	-	(1,101.85)	1,101.85	-
<b>Total 2nd Tier Allocation</b>	<b>1,101.85</b>	<b>-</b>	<b>1,101.85</b>	<b>-</b>
<b>Total Incoming Costs</b>	<b>41,317.29</b>	<b>-</b>	<b>41,317.29</b>	<b>-</b>
<b>Total Allocated Cost</b>	<b>3,815,270.43</b>	<b>-</b>	<b>529,334.20</b>	<b>3,285,936.23</b>



KNOX COUNTY, TN  
266 / 54000XX - RISK MANAGEMENT FUND

Department: 266 / 54000xx - Risk Management Fund  
Function: Risk Management

Total 1st Tier Allocation \$ 528,232.35  
Total 2nd Tier Allocation 1,101.85

Total Allocation Cost \$ 529,334.20

	Allocation Units	Allocated Percentage	Gross Allocation	Direct Billed	1st Tier Allocation	2nd Tier Allocation	Total Allocated
<b>Grantee Department</b>							
1010920 - Internal Audit	250.00	0.01 %	37.61	-	37.61	-	37.61
1013210 - Law Department	250.00	0.01 %	37.61	-	37.61	-	37.61
1013320 - ADA Compliance Office	250.00	0.01 %	37.61	-	37.61	-	37.61
1013610 - Human Resources	1,628.00	0.05 %	244.90	-	244.90	-	244.90
1013910 - Mail Room - Operating	250.00	0.01 %	37.61	-	37.61	-	37.61
1015710 - Finance	250.00	0.01 %	37.61	-	37.61	-	37.61
1016010 - Purchasing	2,686.00	0.08 %	404.06	-	404.06	-	404.06
1016020 - Property Management	250.00	0.01 %	37.61	-	37.61	-	37.61
1017910 - Information Technology	2,604.00	0.07 %	391.72	-	391.72	-	391.72
1017920 - Records Management	1,628.00	0.05 %	244.90	-	244.90	-	244.90
1018903 - Sheriff Administration	659,060.00	18.77 %	99,143.25	-	99,143.25	-	99,143.25
1019710 - County Trustee	7,850.00	0.22 %	1,180.89	-	1,180.89	-	1,180.89
131 / 2350110 - PW - Administration	56,238.00	1.60 %	8,459.95	-	8,459.95	-	8,459.95
1015400 - Support Services	31,496.19	0.90 %	4,738.01	-	4,738.01	12.49	4,750.50
1010010 - Attorney General's Office	250.00	0.01 %	37.61	-	37.61	.10	37.71
1010310 - Circuit Court Clerk's Office	570.00	0.02 %	85.75	-	85.75	.23	85.97
1010320 - Civil Sessions Clerk's Office	250.00	0.01 %	37.61	-	37.61	.10	37.71
1010330 - IV-D Child Support Clerk's Office	1,628.00	0.05 %	244.90	-	244.90	.65	245.55
1010610 - Probate Court	326.00	0.01 %	49.04	-	49.04	.13	49.17
1010620 - Chancery Court	250.00	0.01 %	37.61	-	37.61	.10	37.71
1010910 - County Commission Office	13,184.00	0.38 %	1,983.29	-	1,983.29	5.23	1,988.51
1011210 - County Clerk's Office	570.00	0.02 %	85.75	-	85.75	.23	85.97
1011510 - 4th Circuit Court Clerk's Office	570.00	0.02 %	85.75	-	85.75	.23	85.97
1011520 - Criminal Court Clerk's Office	10,255.00	0.29 %	1,542.67	-	1,542.67	4.07	1,546.74
1011530 - Criminal Sessions Clerk's Office	9,766.00	0.28 %	1,469.11	-	1,469.11	3.87	1,472.99
1011810 - Election Commission Office	1,302.00	0.04 %	195.86	-	195.86	.52	196.38
1012110 - Circuit Court Judge's Office	250.00	0.01 %	37.61	-	37.61	.10	37.71
1012120 - 4th Circuit Court Judge's Office	250.00	0.01 %	37.61	-	37.61	.10	37.71
1012130 - Criminal Court Judge's Office	250.00	0.01 %	37.61	-	37.61	.10	37.71
1012140 - General Sessions Court Judges	250.00	0.01 %	37.61	-	37.61	.10	37.71
1012150 - Jury Commission	250.00	0.01 %	37.61	-	37.61	.10	37.71
1012410 - Juvenile Court Judges	48,099.00	1.37 %	7,235.59	-	7,235.59	19.08	7,254.67
1012420 - IV-D Referee Program	814.00	0.02 %	122.45	-	122.45	.32	122.77
1012710 - Juvenile Court Clerk's Office	250.00	0.01 %	37.61	-	37.61	.10	37.71
1013010 - Juvenile Service Center	31,415.00	0.89 %	4,725.80	-	4,725.80	12.46	4,738.26
1013310 - County Mayor	488.00	0.01 %	73.41	-	73.41	.19	73.60
1014210 - Probation Office	814.00	0.02 %	122.45	-	122.45	.32	122.77
1014810 - Park Maintenance	33,205.00	0.95 %	4,995.07	-	4,995.07	13.17	5,008.24



1014830 - Recreation Administration	14,242.00	0.41 %	2,142.44	-	2,142.44	5.65	2,148.09
1014845 - Parks & Recreation	4,240.00	0.12 %	637.83	-	637.83	1.68	639.51
1015142 - Senior Center & Volunteer Service	250.00	0.01 %	37.61	-	37.61	.10	37.71
1015145 - Frank Strang Senior Center	250.00	0.01 %	37.61	-	37.61	.10	37.71
1015146 - South Knox Senior Center	250.00	0.01 %	37.61	-	37.61	.10	37.71
1015147 - Halls Senior Center	250.00	0.01 %	37.61	-	37.61	.10	37.71
1015148 - Corryton Senior Center	250.00	0.01 %	37.61	-	37.61	.10	37.71
1015149 - Carter Senior Center	250.00	0.01 %	37.61	-	37.61	.10	37.71
1015160 - Veterans' Services	250.00	0.01 %	37.61	-	37.61	.10	37.71
1015165 - Office of Neighborhoods / Commur	500.00	0.01 %	75.22	-	75.22	.20	75.41
1016030 - Building Maintenance	16,358.00	0.47 %	2,460.76	-	2,460.76	6.49	2,467.24
1016310 - Property and Liability Insurance	5,452.83	0.16 %	820.28	-	820.28	2.16	822.44
1016620 - Emergency Management	1,546.00	0.04 %	232.57	-	232.57	.61	233.18
1017510 - Fire Prevention	407.00	0.01 %	61.23	-	61.23	.16	61.39
1017520 - Soil Conservation District	250.00	0.01 %	37.61	-	37.61	.10	37.71
1017530 - Codes Administration	50,133.00	1.43 %	7,541.57	-	7,541.57	19.88	7,561.45
1017720 - Dirty Lot Ordinance	570.00	0.02 %	85.75	-	85.75	.23	85.97
1018310 - Property Assessor	2,279.00	0.06 %	342.83	-	342.83	.90	343.74
1018510 - Public Defender	325.00	0.01 %	48.89	-	48.89	.13	49.02
1018710 - Register of Deeds Office	1,709.00	0.05 %	257.09	-	257.09	.68	257.76
1018900 - Court Officers	1,872.00	0.05 %	281.61	-	281.61	.74	282.35
1018921 - Patrol	325.00	0.01 %	48.89	-	48.89	.13	49.02
1018960 - Correctional Facilities	412,380.00	11.74 %	62,034.85	-	62,034.85	163.55	62,198.40
131 / 2350210 - PW - Highway & Bridge Main	228,612.00	6.51 %	34,390.40	-	34,390.40	90.67	34,481.06
131 / 2350410 - PW - Engineering	2,360.00	0.07 %	355.02	-	355.02	.94	355.95
261 / 50000XX - Vehicle Service Center Fund	70,695.00	2.01 %	10,634.74	-	10,634.74	28.04	10,662.78
FD 114 / 200 - Governmental Library Fund	250.00	0.01 %	37.61	-	37.61	.10	37.71
FD 115 / 205 - Public Library Fund	28,892.00	0.82 %	4,346.26	-	4,346.26	11.46	4,357.72
FD 116 / 210 - Solid Waste Fund	107,021.00	3.05 %	16,099.31	-	16,099.31	42.44	16,141.75
FD 128 / 215 - Air Quality Fund	7,569.00	0.22 %	1,138.61	-	1,138.61	3.00	1,141.62
FD 141 / 240 - General Purpose School Fund	1,594,398.67	45.41 %	239,847.45	-	239,847.45	632.33	240,479.78
FD 270 / 520 - Employees Benefit Fund	250.00	0.01 %	37.61	-	37.61	.10	37.71
FD 276 / 560 - Technical Support Fund	244.00	0.01 %	36.71	-	36.71	.10	36.80
FD 950 / 920 - MPC Fund	7,869.00	0.22 %	1,183.74	-	1,183.74	3.12	1,186.86
FD 952 / 925 - E-911 Fund	27,524.00	0.78 %	4,140.47	-	4,140.47	10.92	4,151.39
FD 954 / 930 - Geographic Information System	1,483.00	0.04 %	223.09	-	223.09	.59	223.68
	\$ 3,511,452.69	100.00 %	528,232.35	-	528,232.35	1,101.85	529,334.20

Allocation Basis: Amount of WC Charges per Department

Allocation Source: Management Report - GREAT

KNOX COUNTY, TN  
266 / 54000XX - RISK MANAGEMENT FUND

Department: 266 / 54000xx - Risk Management Fund  
Function: Risk Mgt General Government

Total 1st Tier Allocation \$ 3,285,936.23  
Total 2nd Tier Allocation -

Total Allocation Cost \$ 3,285,936.23

	Allocation Units	Allocated Percentage	Gross Allocation	Direct Billed	1st Tier Allocation	2nd Tier Allocation	Total Allocated
Grantee Department							
General Government	100	100.00 %	3,285,936.23	-	3,285,936.23	-	3,285,936.23
	100	100.00 %	3,285,936.23	-	3,285,936.23	-	3,285,936.23

Allocation Basis: Direct Allocation

Allocation Source: Direct Allocation

KNOX COUNTY, TN

266 / 54000XX - RISK MANAGEMENT FUND

Grantee Department	Total	Risk Management	Risk Mgt General Government
1010920 - Internal Audit	37.61	37.61	-
1013210 - Law Department	37.61	37.61	-
1013320 - ADA Compliance Office	37.61	37.61	-
1013610 - Human Resources	244.90	244.90	-
1013910 - Mail Room - Operating	37.61	37.61	-
1015710 - Finance	37.61	37.61	-
1016010 - Purchasing	404.06	404.06	-
1016020 - Property Management	37.61	37.61	-
1017910 - Information Technology	391.72	391.72	-
1017920 - Records Management	244.90	244.90	-
1018903 - Sheriff Administration	99,143.25	99,143.25	-
1019710 - County Trustee	1,180.89	1,180.89	-
131 / 2350110 - PW - Administration	8,459.95	8,459.95	-
1015400 - Support Services	4,750.50	4,750.50	-
1010010 - Attorney General's Office	37.71	37.71	-
1010310 - Circuit Court Clerk's Office	85.97	85.97	-
1010320 - Civil Sessions Clerk's Office	37.71	37.71	-
1010330 - IV-D Child Support Clerk's O	245.55	245.55	-
1010610 - Probate Court	49.17	49.17	-
1010620 - Chancery Court	37.71	37.71	-
1010910 - County Commission Office	1,988.51	1,988.51	-
1011210 - County Clerk's Office	85.97	85.97	-
1011510 - 4th Circuit Court Clerk's Of	85.97	85.97	-
1011520 - Criminal Court Clerk's Offic	1,546.74	1,546.74	-
1011530 - Criminal Sessions Clerk's O	1,472.99	1,472.99	-
1011810 - Election Commission Office	196.38	196.38	-
1012110 - Circuit Court Judge's Office	37.71	37.71	-
1012120 - 4th Circuit Court Judge's O	37.71	37.71	-
1012130 - Criminal Court Judge's Office	37.71	37.71	-
1012140 - General Sessions Court Ju	37.71	37.71	-
1012150 - Jury Commission	37.71	37.71	-
1012410 - Juvenile Court Judges	7,254.67	7,254.67	-
1012420 - IV-D Referee Program	122.77	122.77	-
1012710 - Juvenile Court Clerk's Office	37.71	37.71	-
1013010 - Juvenile Service Center	4,738.26	4,738.26	-
1013310 - County Mayor	73.60	73.60	-
1014210 - Probation Office	122.77	122.77	-
1014810 - Park Maintenance	5,008.24	5,008.24	-
1014830 - Recreation Administration	2,148.09	2,148.09	-
1014845 - Parks & Recreation	639.51	639.51	-
1015142 - Senior Center & Volunteer S	37.71	37.71	-
1015145 - Frank Strang Senior Center	37.71	37.71	-
1015146 - South Knox Senior Center	37.71	37.71	-
1015147 - Halls Senior Center	37.71	37.71	-
1015148 - Corryton Senior Center	37.71	37.71	-
1015149 - Carter Senior Center	37.71	37.71	-
1015160 - Veterans' Services	37.71	37.71	-
1015165 - Office of Neighborhoods / C	75.41	75.41	-
1016030 - Building Maintenance	2,467.24	2,467.24	-
1016310 - Property and Liability Insura	822.44	822.44	-
1016620 - Emergency Management	233.18	233.18	-
1017510 - Fire Prevention	61.39	61.39	-
1017520 - Soil Conservation District	37.71	37.71	-
1017530 - Codes Administration	7,561.45	7,561.45	-
1017720 - Dirty Lot Ordinance	85.97	85.97	-
1018310 - Property Assessor	343.74	343.74	-
1018510 - Public Defender	49.02	49.02	-
1018710 - Register of Deeds Office	257.76	257.76	-
1018900 - Court Officers	282.35	282.35	-
1018921 - Patrol	49.02	49.02	-

1018960 - Correctional Facilities	62,198.40	62,198.40	-
131 / 2350210 - PW - Highway & Bridg	34,481.06	34,481.06	-
131 / 2350410 - PW - Engineering	355.95	355.95	-
261 / 50000XX - Vehicle Service Cente	10,662.78	10,662.78	-
FD 114 / 200 - Governmental Library F	37.71	37.71	-
FD 115 / 205 - Public Library Fund	4,357.72	4,357.72	-
FD 116 / 210 - Solid Waste Fund	16,141.75	16,141.75	-
FD 128 / 215 - Air Quality Fund	1,141.62	1,141.62	-
FD 141 / 240 - General Purpose Scho	240,479.78	240,479.78	-
FD 270 / 520 - Employees Benefit Fun	37.71	37.71	-
FD 276 / 560 - Technical Support Fund	36.80	36.80	-
FD 950 / 920 - MPC Fund	1,186.86	1,186.86	-
FD 952 / 925 - E-911 Fund	4,151.39	4,151.39	-
FD 954 / 930 - Geographic Information	223.68	223.68	-
General Government	3,285,936.23	-	3,285,936.23
	<hr/>	<hr/>	<hr/>
	3,815,270.43	529,334.20	3,285,936.23
	<hr/>	<hr/>	<hr/>

**Knox County, Tennessee  
OMB A-87 Cost Allocation Plan**

**Support Services (1015400)**

**Nature and Extent of Services**

Support Services assists the Health Administration division by supporting the programs Health Administration has primary responsibility. They include all County health related programs and divisions. Specific activities include:

- Management of all Health departments
- Fiscal oversight of operating budgets
- Supervision of personnel

This section captures administrative costs associated with managing the various programs and divisions within the Health Department. Costs have been allocated as follows:

**Support Services** – Costs are allocated based on the number of FTE's within Health Administration departments.

KNOX COUNTY, TN  
1015400 - SUPPORT SERVICES

Functions:	Total	GeneralAdmin	Support Services	SS General Government
<b>Expenditures:</b>				
Salaries & Wages	1,072,480.21	-	1,072,480.21	-
Related Benefits	400,534.83	-	400,534.83	-
Services	338,037.66	-	338,037.66	-
Supplies / Materials	234,556.52	-	234,556.52	-
Other	108,929.23	-	-	108,929.23
<b>Total Expenditures</b>	<b>2,154,538.45</b>	<b>-</b>	<b>2,045,609.22</b>	<b>108,929.23</b>
General & Administrative Allocation	-	-	-	-
<b>Incoming Costs</b>				
<b>1st Allocation</b>				
1010920 - Internal Audit	1,842.88	1,842.88	-	-
1013210 - Law Department	2,238.79	2,238.79	-	-
1013320 - ADA Compliance Office	935.21	935.21	-	-
1013610 - Human Resources	8,608.04	8,608.04	-	-
1013910 - Mail Room - Operating	1,202.18	1,202.18	-	-
1015415 - Health Administration	237,368.15	237,368.15	-	-
1015710 - Finance	14,586.66	14,586.66	-	-
1016010 - Purchasing	5,001.63	5,001.63	-	-
1016930 - Auditing Contract	6,041.88	6,041.88	-	-
1019710 - County Trustee	5,863.31	5,863.31	-	-
266 / 54000xx - Risk Management Fun	4,738.01	4,738.01	-	-
<b>Total 1st Allocation</b>	<b>288,426.73</b>	<b>288,426.73</b>	<b>-</b>	<b>-</b>
General & Administrative Allocation	-	(288,426.73)	288,426.73	-
<b>Total 1st Tier Allocation</b>	<b>2,442,965.18</b>	<b>-</b>	<b>2,334,035.95</b>	<b>108,929.23</b>
<b>2nd Allocation</b>				
1010920 - Internal Audit	123.31	123.31	-	-
1013210 - Law Department	122.83	122.83	-	-
1013320 - ADA Compliance Office	63.94	63.94	-	-
1013610 - Human Resources	374.90	374.90	-	-
1013910 - Mail Room - Operating	132.14	132.14	-	-
1015415 - Health Administration	168,925.38	168,925.38	-	-
1015710 - Finance	773.45	773.45	-	-
1016010 - Purchasing	269.78	269.78	-	-
1016930 - Auditing Contract	3.44	3.44	-	-
1019710 - County Trustee	33.52	33.52	-	-
266 / 54000xx - Risk Management Fun	12.49	12.49	-	-
<b>Total 2nd Allocation</b>	<b>170,835.18</b>	<b>170,835.18</b>	<b>-</b>	<b>-</b>
General & Administrative Allocation	-	(170,835.18)	170,835.18	-
<b>Total 2nd Tier Allocation</b>	<b>170,835.18</b>	<b>-</b>	<b>170,835.18</b>	<b>-</b>
<b>Total Incoming Costs</b>	<b>459,261.91</b>	<b>-</b>	<b>459,261.91</b>	<b>-</b>
<b>Total Allocated Cost</b>	<b>2,613,800.36</b>	<b>-</b>	<b>2,504,871.13</b>	<b>108,929.23</b>

KNOX COUNTY, TN  
1015400 - SUPPORT SERVICES

Department: 1015400 - Support Services  
Function: Support Services

Total 1st Tier Allocation \$ 2,334,035.95  
Total 2nd Tier Allocation 170,835.18

Total Allocation Cost \$ 2,504,871.13

	Allocation Units	Allocated Percentage	Gross Allocation	Direct Billed	1st Tier Allocation	2nd Tier Allocation	Total Allocated
<u>Grantee Department</u>							
1015403 - Preventive Health Services	29	26.36 %	615,336.75	-	615,336.75	45,038.37	660,375.12
1015406 - Dental Services	13	11.36 %	265,231.36	-	265,231.36	19,413.09	284,644.45
1015412 - Food & Restaurant Inspection	13	11.82 %	275,840.61	-	275,840.61	20,189.61	296,030.22
1015433 - Pharmacy	2	1.82 %	42,437.02	-	42,437.02	3,106.09	45,543.11
1015442 - School Health Program	1	0.91 %	21,218.51	-	21,218.51	1,553.05	22,771.56
1015445 - Social Services	9	8.18 %	190,966.58	-	190,966.58	13,977.42	204,944.00
1015448 - Ground Water Services	8	6.82 %	159,138.81	-	159,138.81	11,647.85	170,786.67
1015454 - Disease Surveillance & Investigatic	7	6.36 %	148,529.56	-	148,529.56	10,871.33	159,400.89
1015457 - Vital Records	4	3.64 %	84,874.03	-	84,874.03	6,212.19	91,086.22
1015460 - Women's Health Services	3	2.73 %	63,655.53	-	63,655.53	4,659.14	68,314.67
1015463 - Community Health Services	17	15.45 %	360,714.65	-	360,714.65	26,401.80	387,116.45
1017720 - Dirty Lot Ordinance	5	4.55 %	106,092.54	-	106,092.54	7,765.24	113,857.78
	<u>110</u>	<u>100.00 %</u>	<u>2,334,035.95</u>	<u>-</u>	<u>2,334,035.95</u>	<u>170,835.18</u>	<u>2,504,871.13</u>

Allocation Basis: Number of Supervised FTE's per Department

Allocation Source: FY 2012 - 13 Budget Report

KNOX COUNTY, TN  
1015400 - SUPPORT SERVICES

Department: 1015400 - Support Services  
Function: SS General Government

Total 1st Tier Allocation \$ 108,929.23  
Total 2nd Tier Allocation -

Total Allocation Cost \$ 108,929.23

	Allocation Units	Allocated Percentage	Gross Allocation	Direct Billed	1st Tier Allocation	2nd Tier Allocation	Total Allocated
Grantee Department							
General Government	100	100.00 %	108,929.23	-	108,929.23	-	108,929.23
	100	100.00 %	108,929.23	-	108,929.23	-	108,929.23

Allocation Basis: Direct Allocation

Allocation Source: Direct Allocation



KNOX COUNTY, TN  
1015400 - SUPPORT SERVICES

	Total	Support Services	SS General Government
<u>Grantee Department</u>			
1015403 - Preventive Health Services	660,375.12	660,375.12	-
1015406 - Dental Services	284,644.45	284,644.45	-
1015412 - Food & Restaurant Inspecti	296,030.22	296,030.22	-
1015433 - Pharmacy	45,543.11	45,543.11	-
1015442 - School Health Program	22,771.56	22,771.56	-
1015445 - Social Services	204,944.00	204,944.00	-
1015448 - Ground Water Services	170,786.67	170,786.67	-
1015454 - Disease Surveillance & Inve	159,400.89	159,400.89	-
1015457 - Vital Records	91,086.22	91,086.22	-
1015460 - Women's Health Services	68,314.67	68,314.67	-
1015463 - Community Health Services	387,116.45	387,116.45	-
1017720 - Dirty Lot Ordinance	113,857.78	113,857.78	-
General Government	108,929.23	-	108,929.23
	<hr/>	<hr/>	<hr/>
	2,613,800.36	2,504,871.13	108,929.23
	<hr/>	<hr/>	<hr/>