

Adopted  
FY2020 BUDGET

Glenn Jacobs, County Mayor



KNOX COUNTY  
TENNESSEE

# Table Of Contents

## 2019-2020 ADOPTED OPERATING BUDGET:

Roster of Publicly Elected Officials .....	1-2
Budgeted Fund Descriptions .....	3
2020 Expense Highlights .....	4
2020 General Fund .....	5
Budget Summary .....	6
Five Year Budget Summary .....	7
Net Budget Summary .....	8
Expenditure Summary by Fund.....	9-16
Revenue Summary by Fund .....	17-19
County Budgeted Position Count .....	20-24
Capital Outlay Detail – General County .....	25
Defined Service Contracts – General Fund .....	26-27
Defined Service Contracts – Hotel/Motel Tax Fund .....	28
Appropriations from Fund Balance:	
General County.....	29
Schools .....	30

## 2020-2024 CAPITAL IMPROVEMENT PLAN:

Capital Improvement Plan Policy.....	31
Adopted Projects Summary.....	32
Sources and Uses of Funds.....	33
Countywide Projects .....	34
Public Libraries .....	35
Parks and Recreation .....	36
Building Improvements/Major Maintenance .....	37
Engineering and Public Works .....	38
Knox County Schools.....	39
Major Equipment.....	40
Projected Changes in Bonded Debt Balances .....	41
Projected Debt Service Expenditure Projections – Bonded Debt .....	42



## Roster Of Publicly Elected Officials

County Mayor .....	Glenn Jacobs
Board of Commissioners:	
District 1 .....	Evelyn Gill
District 2 .....	Michele Carringer, Vice Chair
District 3 .....	Randy Smith
District 4 .....	Hugh Nystrom, Chair
District 5 .....	John Schoonmaker
District 6 .....	Brad Anders
District 7 .....	Charles Busler
District 8 .....	Richie Beeler
District 9 .....	Carson Dailey
At Large Seat 10 .....	Larsen Jay
At Large Seat 11 .....	Justin Biggs
Assessor of Property .....	John Whitehead
Attorney General .....	Charme P. Allen
Circuit & General Sessions Court Clerk .....	Charles D. Susano, III
County Clerk .....	Sherry Witt
Criminal & Domestic Relations Court Clerk .....	Mike Hammond
Law Director .....	Richard B. Armstrong, Jr.
Public Defender .....	Mark Stephens
Register of Deeds .....	Nick McBride
Sheriff .....	Tom Spangler
Trustee .....	Ed Shouse



**KNOX COUNTY**  
**TENNESSEE**

Finance Department

Address: 400 West Main Street, Suite630 | Knoxville, TN 37902

Phone: 865-215-2350 | [www.knoxcounty.org/finance](http://www.knoxcounty.org/finance)

## Roster Of Publicly Elected Officials

Juvenile Judge.....	Tim Irwin
Criminal Court Judges:	
Division I.....	Steve Sword
Division II.....	Bobby McGee
Division III.....	Scott Green
Circuit Court Judges:	
Division I.....	Kristi Davis
Division II.....	William Ailor
Division III.....	Deborah Stevens
Division IV.....	Greg McMillan
Chancellors:	
Division I.....	John F. Weaver
Division II.....	Clarence E. Pridemore Jr.
Division III.....	Mike Moyers
General Sessions Judges:	
Division I.....	Chuck Cerny
Division II.....	Geoffrey Emery
Division III.....	Patricia Hall Long
Division IV.....	Andrew Jackson VI
Division V.....	Tony Stansberry
Board of Education:	
District 1.....	Evetty Satterfield
District 2.....	Jennifer Owen
District 3.....	Tony Norman
District 4.....	Virginia Babb
District 5.....	Susan Horn, Vice Chair
District 6.....	Terry Hill, Chair
District 7.....	Patti Bounds
District 8.....	Mike McMillan
District 9.....	Kristi Kristy



## Budgeted Fund Descriptions

**General Fund:** The General Fund is used to account for resources traditionally associated with government that are not required legally or by sound financial management to be accounted for in another fund. The General Fund accounts for the normal recurring activities of the County (i.e., public safety, recreation, health and welfare, general government, etc.). These activities are funded principally by property taxes on individuals and businesses.

**Governmental Library Fund:** This fund accounts for the operation of the law library that is available to the public but is used primarily by attorneys practicing in the courts. User fees are charged by the Governmental Library.

**Public Library Fund:** This fund is used to account for the operation of the County-wide public library system.

**Solid Waste Fund:** This fund is used to account for solid waste and recycling activities.

**Air Quality Fund:** This fund is used to account for activities related to compliance with the Clean Air Act, funded by permit fees received from operators of facilities that are sources of air pollution. (Note – for annual financial reporting purposes, this fund is included in the State and Federal Grants Fund.)

**Hotel/Motel Tax Fund:** This fund accounts for the collection and use of the amusement tax to promote tourism and related economic activity in the County.

**Engineering and Public Works Fund:** This fund is used to account for the County's share of the State gasoline and motor fuel taxes that are utilized to maintain non-state roads within the county.

**Debt Service Fund:** This fund is used to account for the accumulation of resources for, and related payments of, principal and interest on general long-term debt for the County and for the Knox County Board of Education, a discretely presented component unit.

**General Purpose School Fund:** This fund is used to account for general operations of the Board. Major funding is provided through local tax levies and state education funds.

**Central Cafeteria Fund:** This fund is used to account for the cafeteria operations in each school. The primary sources of funding are federal and state revenues for the school lunch program and sales to students and adults.

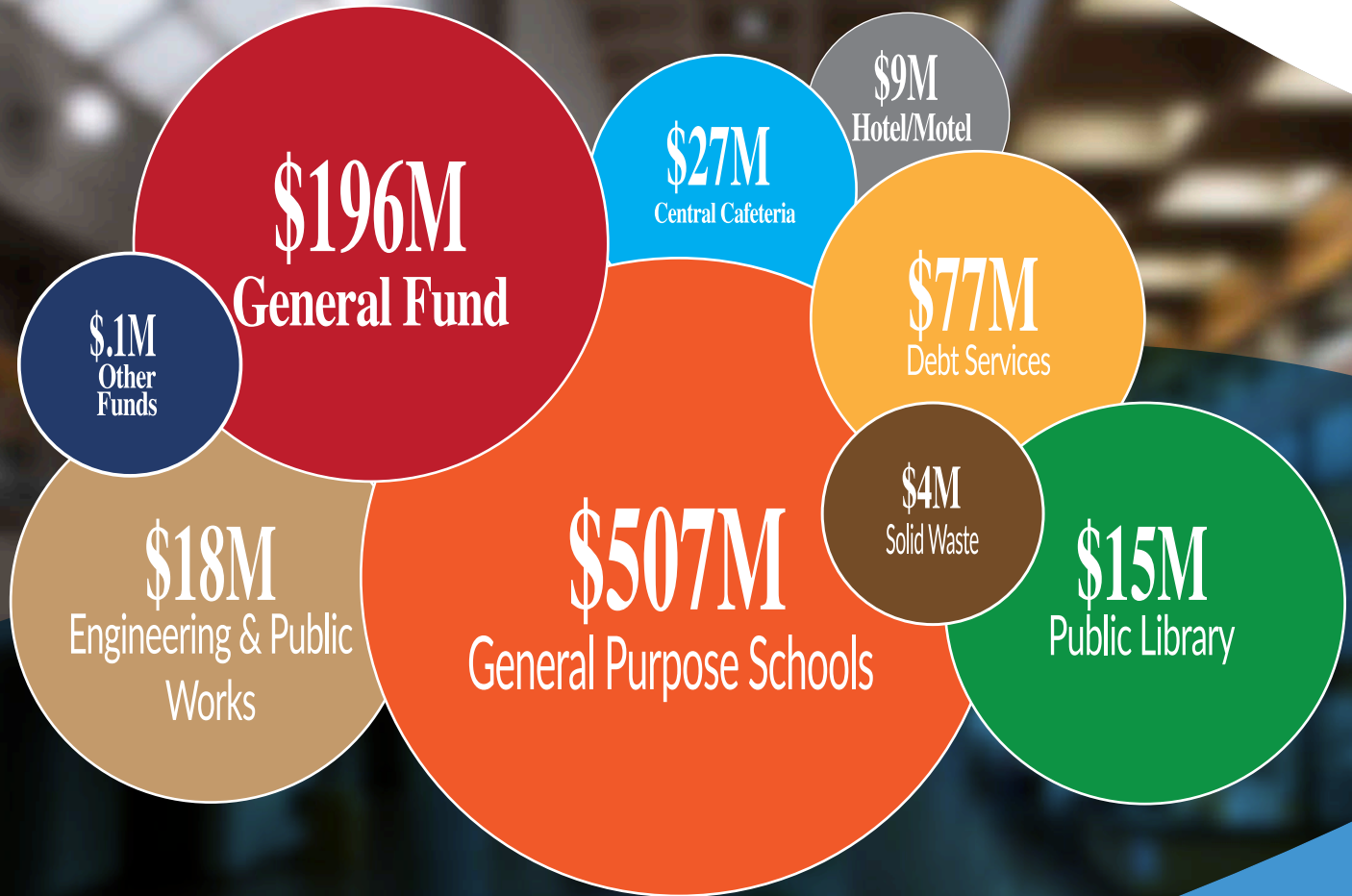


**KNOX COUNTY**  
**TENNESSEE**

Finance Department

Address: 400 West Main Street, Suite 630 | Knoxville, TN 37902

Phone: 865-215-2350 | [www.knoxcounty.org/finance](http://www.knoxcounty.org/finance)



# 2020 Expense Highlights



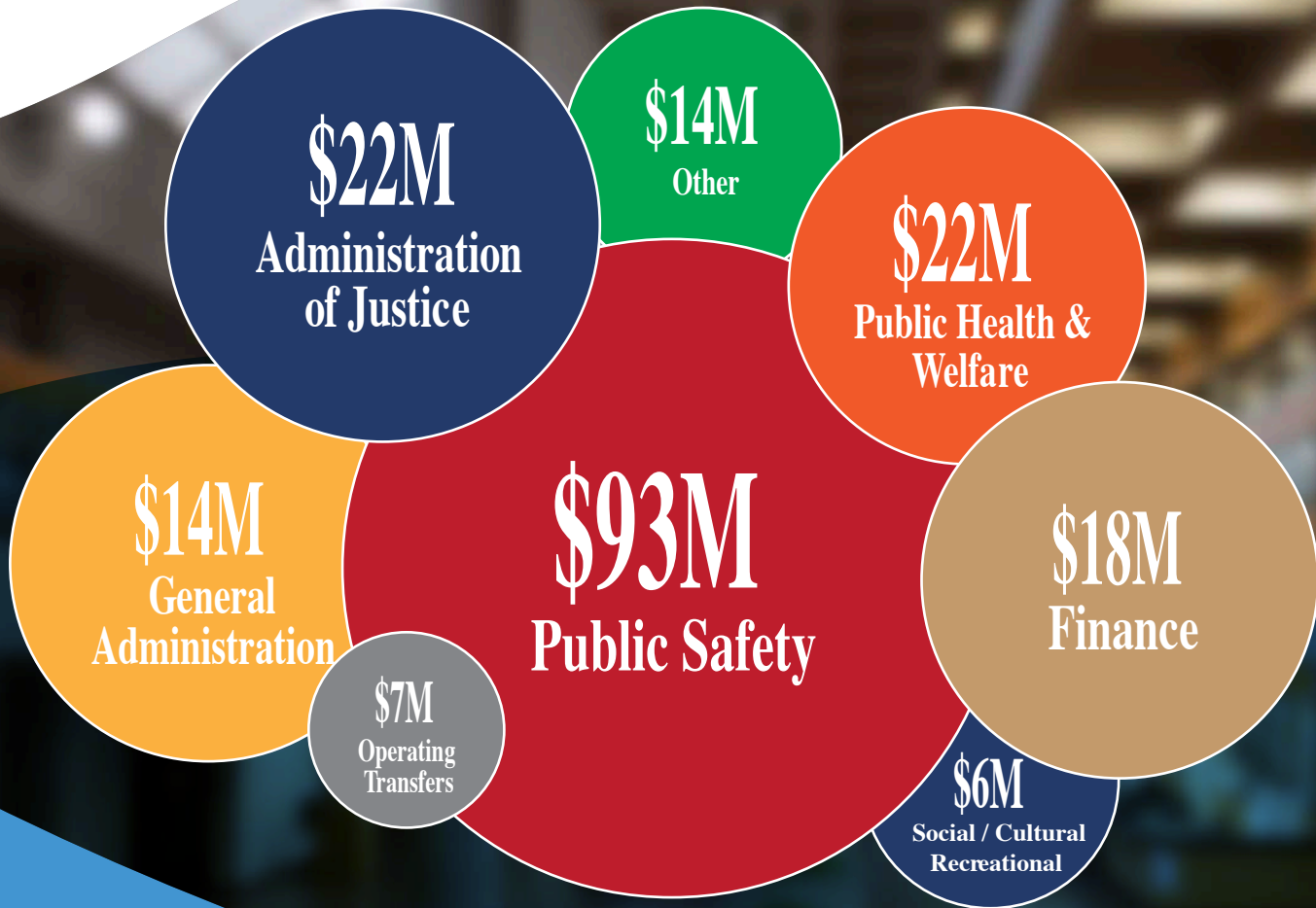
**KNOX COUNTY**  
**TENNESSEE**

Finance Department

Address: 400 West Main Street, Suite630 | Knoxville, TN 37902

Phone: 865-215-2350 | [www.knoxcounty.org/finance](http://www.knoxcounty.org/finance)





# 2020 General Fund



**KNOX COUNTY  
TENNESSEE**

Finance Department

Address: 400 West Main Street, Suite630 | Knoxville, TN 37902

Phone: 865-215-2350 | [www.knoxcounty.org/finance](http://www.knoxcounty.org/finance)

## Budget Summary

	Adopted	Adopted	Change	Tax Rate	
	2018-2019	2019-2020		FY19	FY20
<b>General Fund:</b>					
General Administration	\$ 13,390,435	\$ 14,385,385	\$ 994,950		
Finance	16,815,390	17,812,036	996,646		
Administration of Justice	20,049,081	21,197,103	1,148,022		
Public Safety	87,731,934	93,452,355	5,720,421		
Public Health and Welfare	23,367,709	22,461,995	(905,714)		
Social/Cultural/Recreational	5,116,246	6,341,610	1,225,364		
Agriculture & Natural Resources	586,457	640,914	54,457		
Other General Government	13,354,600	13,263,289	(91,311)		
Operating Transfers	6,337,243	6,744,500	407,257		
	<b>186,749,095</b>	<b>196,299,187</b>	<b>9,550,092</b>	\$0.89	\$0.89
<b>Special Revenue Funds:</b>					
Governmental Library	112,292	117,979	5,687		
Public Library	13,958,900	14,512,265	553,365		
Solid Waste	4,398,518	4,440,000	41,482		
Air Quality	160,000	160,000	-		
Hotel-Motel Tax	8,000,000	8,600,000	600,000		
Engineering and Public Works	16,708,652	17,940,279	1,231,627		
Central Cafeteria	26,685,000	27,310,000	625,000		
General Purpose School	484,530,000	506,652,000	22,122,000	0.80	0.80
	<b>554,553,362</b>	<b>579,732,523</b>	<b>25,179,161</b>		
<b>Debt Service Fund</b>	<b>77,750,000</b>	<b>77,100,000</b>	<b>(650,000)</b>	0.43	0.43
<b>Total Operating Budget</b>	<b>\$ 819,052,457</b>	<b>\$ 853,131,710</b>	<b>\$ 34,079,253</b>	<b>\$2.12</b>	<b>\$2.12</b>

Estimated revenue per each one cent of property tax equals \$1,247,000 for FY19 and \$1,274,000 for FY20.



**KNOX COUNTY**  
**TENNESSEE**

Finance Department

Address: 400 West Main Street, Suite630 | Knoxville, TN 37902

Phone: 865-215-2350 | [www.knoxcounty.org/finance](http://www.knoxcounty.org/finance)



	<u>Adopted 2015-2016</u>	<u>Adopted 2016-2017</u>	<u>Adopted 2017-2018</u>	<u>Adopted 2018-2019</u>	<u>Adopted 2019-2020</u>	<u>Change from 2016-2020</u>
<b>General Fund:</b>						
General Administration	\$ 12,431,515	\$ 13,347,754	\$ 12,908,732	\$ 13,390,435	\$ 14,385,385	\$ 1,953,870
Finance	15,558,851	15,656,252	15,993,868	16,815,390	17,812,036	2,253,185
Administration of Justice	17,593,049	17,705,934	19,247,434	20,049,081	21,197,103	3,604,054
Public Safety	78,650,349	81,119,990	84,261,485	87,731,934	93,452,355	14,802,006
Public Health and Welfare	21,570,190	22,600,409	22,666,724	23,367,709	22,461,995	891,805
Social/Cultural/Recreational	4,795,064	4,897,571	4,937,517	5,116,246	6,341,610	1,546,546
Agricultural & Natural Resources	526,768	514,285	539,892	586,457	640,914	114,146
Other General Government	12,843,124	13,026,553	13,244,535	13,354,600	13,263,289	420,165
Operating Transfers	10,280,190	7,302,243	7,652,243	6,337,243	6,744,500	(3,535,690)
	<u>174,249,100</u>	<u>176,170,991</u>	<u>181,452,430</u>	<u>186,749,095</u>	<u>196,299,187</u>	<u>22,050,087</u>
<b>Special Revenue Funds:</b>						
Governmental Library	119,600	110,000	107,892	112,292	117,979	(1,621)
Public Library	13,278,900	13,330,687	13,509,117	13,958,900	14,512,265	1,233,365
Solid Waste	4,105,000	4,053,443	4,166,772	4,398,518	4,440,000	335,000
Air Quality	160,000	160,000	160,000	160,000	160,000	-
Hotel/Motel Tax	6,110,000	7,200,000	8,000,000	8,000,000	8,600,000	2,490,000
Engineering & Public Works	13,638,946	14,786,946	15,552,891	16,708,652	17,940,279	4,301,333
Central Cafeteria	28,028,000	27,373,500	28,570,000	26,685,000	27,310,000	(718,000)
General Purpose School	438,000,000	453,500,000	471,146,000	484,530,000	506,652,000	68,652,000
	<u>503,440,446</u>	<u>520,514,576</u>	<u>541,212,672</u>	<u>554,553,362</u>	<u>579,732,523</u>	<u>76,292,077</u>
<b>Debt Service Fund</b>	<u>75,500,000</u>	<u>74,500,000</u>	<u>75,500,000</u>	<u>77,750,000</u>	<u>77,100,000</u>	<u>1,600,000</u>
<b>Total Operating Budget</b>	<u><b>\$ 753,189,546</b></u>	<u><b>\$ 771,185,567</b></u>	<u><b>\$ 798,165,102</b></u>	<u><b>\$ 819,052,457</b></u>	<u><b>\$ 853,131,710</b></u>	<u><b>\$ 99,942,164</b></u>
<b>Revenue / 1 cent property tax</b>	<u><b>\$ 1,082,000</b></u>	<u><b>\$ 1,104,000</b></u>	<u><b>\$ 1,132,000</b></u>	<u><b>\$ 1,247,000</b></u>	<u><b>\$ 1,274,000</b></u>	



## Net Budget Summary

## 2019-2020 ADOPTED BUDGET

## NET BUDGET SUMMARY

	Adopted 2018-2019	Interfund Transfers	Net 2018-2019	Adopted 2019-2020	Interfund Transfers	Net 2019-2020
General Fund	\$ 186,749,095	\$ (5,447,000)	\$ 181,302,095	\$ 196,299,187	\$ (6,094,500)	\$ 190,204,687
Special Revenue Funds:						
Governmental Library	112,292	-	112,292	117,979	-	117,979
Public Library	13,958,900	-	13,958,900	14,512,265	-	14,512,265
Solid Waste	4,398,518	-	4,398,518	4,440,000	-	4,440,000
Air Quality	160,000	-	160,000	160,000	-	160,000
Hotel-Motel Tax	8,000,000	(600,000)	7,400,000	8,600,000	(1,000,000)	7,600,000
Engineering and Public Works	16,708,652	(675,000)	16,033,652	17,940,279	(575,000)	17,365,279
Central Cafeteria	26,685,000	-	26,685,000	27,310,000	-	27,310,000
General Purpose School	484,530,000	(13,297,034)	471,232,966	506,652,000	(12,872,673)	493,779,327
	<u>554,553,362</u>	<u>(14,572,034)</u>	<u>539,981,328</u>	<u>579,732,523</u>	<u>(14,447,673)</u>	<u>565,284,850</u>
Debt Service Fund	<u>77,750,000</u>	<u>(600,000)</u>	<u>77,150,000</u>	<u>77,100,000</u>	<u>(600,000)</u>	<u>76,500,000</u>
<b>Total</b>	<u>\$ 819,052,457</u>	<u>\$ (20,619,034)</u>	<u>\$ 798,433,423</u>	<u>\$ 853,131,710</u>	<u>\$ (21,142,173)</u>	<u>\$ 831,989,537</u>

Note: The interfund transfers and similar transactions shown above include only those items transferred or paid from one or more of the budgeted funds shown above to another such budgeted fund. The total budget includes other transfer transactions involving funds that do not adopt an annual budget, which are not included above. The amounts shown above are intended to eliminate the revenue/expenditure items that are "doubled up" when reported in each fund individually.



**KNOX COUNTY**  
**TENNESSEE**

## Finance Department

Address: 400 West Main Street, Suite630 | Knoxville, TN 37902

Phone: 865-215-2350 | [www.knoxcounty.org/finance](http://www.knoxcounty.org/finance)

DEPARTMENT (Or Account Name)	DEPT. NUMBER	ACTUAL FY 2018	ADOPTED FY 2019	PROPOSED FY 2020	ADOPTED FY 2020
<b>GENERAL FUND:</b>					
Trustee Commission	101	\$ 3,004,239	\$ 3,000,000	\$ 3,025,000	\$ 3,025,000
Attorney General	1010010	3,239,250	3,519,164	3,666,072	3,666,072
Bad Check Unit	1010020	6,775	-	-	-
Circuit Court Clerk	1010310	87,714	79,963	59,563	59,563
Civil Sessions Court Clerk	1010320	22,142	44,181	50,681	50,681
IV-D Child Support Clerk	1010330	894,280	893,576	909,630	909,630
Probate Court	1010610	37,911	44,804	44,154	44,154
Chancery Court	1010620	66,780	78,301	76,201	76,201
County Commission	1010910	548,421	582,719	592,705	592,705
County Commission - Discretionary	1010915	54,850	55,000	55,000	55,000
Internal Audit	1010920	381,499	550,994	705,297	705,297
Audit Committee	1010925	9,739	6,324	6,324	6,324
Ethics Committee	1010926	145	300	300	300
Codes Commission	1010930	5,180	5,000	6,000	6,000
County Clerk	1011210	564,555	627,184	584,463	584,463
Criminal/4th Court Clerk Administration	1011505	148,852	154,774	102,891	102,891
4th Circuit Court Clerk	1011510	46,721	56,363	53,563	53,563
Criminal Court Clerk	1011520	102,359	101,241	96,491	96,491
Jury Related Expenses*	1011525	-	-	206,126	206,126
Criminal Sessions Court Clerk	1011530	107,059	110,524	113,524	113,524
Criminal Court Technology Upgrades	1011531	126,730	-	-	-
Victims Advocate Program	1011533	65,041	69,976	69,976	69,976
Election Commission	1011810	1,729,819	1,908,643	2,098,962	2,098,962
Circuit Court Judges	1012110	34,712	13,756	13,006	13,006
4th Circuit Court Judges	1012120	7,965	11,421	9,821	9,821
Criminal Court Judges	1012130	165,735	125,071	44,481	44,481
Domestic Magistrate	1012133	161,664	167,328	185,745	185,745
General Sessions Court Judge	1012140	1,925,144	1,994,813	2,021,676	2,021,676
Jury Commission	1012150	184,514	211,921	114,120	114,120
Juvenile Court-Judges	1012410	3,381,216	3,556,728	3,599,748	3,599,748
IV-D Magistrate Program	1012420	406,793	421,679	437,975	437,975
Juvenile Court-Clerk	1012710	636,751	694,003	794,875	794,875
Juvenile Service Center	1013010	3,328,703	3,501,954	3,980,813	3,980,813
Law Department	1013210	2,051,223	2,168,233	2,299,203	2,299,203
Law Department Outside Legal Fees	1013215	-	-	650,000	650,000
County Mayor**	1013310	854,371	886,251	1,414,498	1,414,498
County Lobbying	1013315	-	-	25,000	25,000
ADA Office	1013320	95,367	101,335	176,006	176,006
Family Justice Center	1013362	55,351	-	-	-
Behavioral Health Urgent Care Center	1013365	150,000	615,000	840,000	840,000



## Expenditure Summary by Fund

DEPARTMENT (Or Account Name)	DEPT. NUMBER	ACTUAL FY 2018	ADOPTED FY 2019	PROPOSED FY 2020	ADOPTED FY 2020
<b>GENERAL FUND (Continued):</b>					
UT-Knox County Extension	1013370	412,583	475,247	501,954	501,954
Great Schools Partnership	1013380	2,601,874	2,501,874	2,501,874	2,501,874
Human Resources	1013610	788,170	819,025	1,041,253	1,041,253
Probation Office	1014210	702,346	733,658	744,854	744,854
Park Maintenance	1014810	3,186,067	3,242,310	4,064,358	4,064,358
Recreation Administration	1014830	1,087,951	1,124,927	1,286,283	1,286,283
New Harvest Farmer's Market	1014832	3,572	-	-	-
Tree/Bench Program	1014834	11,973	-	-	-
Park Improvements	1014840	229,710	-	100,000	100,000
Indigent Assistance	1015120	220,800	220,800	220,800	220,800
Defined Service Contracts	1015130	1,733,812	1,831,345	1,607,750	1,607,750
John Tarleton	1015135	874,123	900,347	927,357	927,357
Community Outreach	1015140	95,194	99,159	-	-
Constituent Services	1015141	148,294	150,184	-	-
Senior Center & Volunteer Services	1015142	119,091	161,313	281,095	281,095
Senior Picnic	1015143	16,415	-	-	-
Halls Senior Center - Special Events	1015144	136	-	-	-
Frank Strang Senior Center	1015145	99,957	96,864	114,173	114,173
South Knox Senior Center	1015146	91,397	93,041	96,688	96,688
Halls Senior Center	1015147	104,828	108,208	110,396	110,396
Corryton Senior Center	1015148	80,794	92,302	91,990	91,990
Carter Senior Center	1015149	105,678	107,603	113,024	113,024
Karns Senior Center	1015150	84,609	89,678	83,603	83,603
Veterans' Services Office	1015160	115,183	120,510	134,796	134,796
Community Development	1015165	165,468	318,417	336,756	336,756
Support Services	1015400	2,675,755	2,727,655	1,835,247	1,835,247
Preventive Health Services	1015403	2,175,060	2,407,393	1,717,201	1,717,201
Dental Services	1015406	1,215,659	1,264,480	1,361,590	1,361,590
Emergency Medical Services	1015409	945,888	814,267	816,171	816,171
Food & Restaurant Inspections	1015412	903,411	919,988	965,969	965,969
Health Administration	1015415	985,700	1,036,793	1,073,704	1,073,704
Community Health	1015421	739,590	921,243	1,142,408	1,142,408
Indigent Medical Care	1015424	4,178,529	4,316,500	2,995,000	2,995,000
Pharmacy	1015433	1,286,466	1,206,838	1,303,202	1,303,202
Primary Care Services	1015436	307,002	306,989	306,989	306,989
Rabies and Animal Control	1015439	17,490	9,807	9,807	9,807



**KNOX COUNTY**  
**TENNESSEE**

Finance Department

Address: 400 West Main Street, Suite 630 | Knoxville, TN 37902

Phone: 865-215-2350 | [www.knoxcounty.org/finance](http://www.knoxcounty.org/finance)

DEPARTMENT (Or Account Name)	DEPT. NUMBER	ACTUAL FY 2018	ADOPTED FY 2019	PROPOSED FY 2020	ADOPTED FY 2020
<b>GENERAL FUND (Continued):</b>					
School Health Programs	1015442	487,570	520,886	544,684	544,684
Social Services	1015445	203,699	218,384	163,330	163,330
Ground Water Services	1015448	463,977	493,729	497,973	497,973
Vector Control Services	1015451	4,493	6,500	6,150	6,150
Disease Surveillance & Investigation	1015454	651,660	805,612	1,113,969	1,113,969
Vital Records	1015457	355,257	330,515	337,304	337,304
Women's Health Services	1015460	251,775	252,139	376,921	376,921
Workforce Development & Planning	1015463	418,119	429,235	519,240	519,240
West Clinic	1015465	(77)	1,000	585,338	585,338
Teague Clinic	1015466	-	-	385,501	385,501
Comm. Health Services Grant Match	1015467	58,559	209,845	125,000	125,000
Finance	1015710	2,253,702	2,295,144	2,529,621	2,529,621
Procurement	1016010	722,761	932,297	851,745	851,745
Property Development	1016015	527,057	539,639	552,199	552,199
Asset Management	1016020	193,654	211,561	215,686	215,686
Inoperable Car Lot	1016025	2,993	3,750	3,750	3,750
County Building Maintenance	1016030	708,511	695,847	-	-
E-Government Purchasing	1016050	148,742	155,161	161,320	161,320
Property and Liability Insurance	1016310	35,126	39,433	39,433	39,433
Young Williams Animal Center	1016600	783,190	843,190	893,190	893,190
Metropolitan Planning Commission	1016605	742,000	764,260	787,500	787,500
Geographic Information Systems	1016610	394,126	410,089	424,504	424,504
Payment To Cities	1016615	183,368	155,000	155,000	155,000
Emergency Management	1016620	103,510	128,342	128,342	128,342
Community Action Committee	1016635	1,843,169	1,881,419	1,942,919	1,942,919
Officials' Expenses	1016910	-	5,000	5,000	5,000
Equipment	1016920	23,188	-	-	-
Auditing Contract	1016930	409,246	325,000	325,000	325,000
Cost in Cases Charged to County	1016940	660,362	500,000	500,000	500,000
Non-Departmental	1016950	1,045,854	(306,688)	(363,690)	(363,690)
PBA Management	1016955	6,950,000	6,950,000	7,100,000	7,100,000
Employee Benefits - Retirement Contributions	1016980	1,091,733	1,100,000	1,100,000	1,100,000
MERP County Match	1016985	107,729	135,000	135,000	135,000
Community Mediation	1017210	160,006	170,000	170,000	170,000
Fire Prevention	1017510	685,274	708,630	795,887	795,887
Soil Conservation District	1017520	103,908	111,210	138,960	138,960
Codes Administration	1017530	1,550,999	1,640,722	1,712,763	1,712,763
Dirty Lot Ordinance	1017720	325,557	322,155	295,031	295,031



## Expenditure Summary by Fund

DEPARTMENT (Or Account Name)	DEPT. NUMBER	ACTUAL FY 2018	ADOPTED FY 2019	PROPOSED FY 2020	ADOPTED FY 2020
<b>GENERAL FUND (Continued):</b>					
Information Technology	1017910	4,871,089	6,189,974	4,853,248	4,853,248
Records Management	1017920	425,885	425,636	434,764	434,764
County I.T. Software & Hardware	1017930	-	-	1,740,000	1,740,000
Sheriff's Department Merit System	1018110	255,212	271,141	296,061	296,061
Property Assessor	1018310	3,630,200	3,746,829	3,912,797	3,912,797
Equalization Board	1018320	21,745	30,658	31,347	31,347
Public Defender	1018510	2,235,885	2,316,896	2,430,549	2,430,549
Register of Deeds***	1018710	76,416	73,285	93,285	73,285
Register of Deeds - Data Processing	1018720	50,888	170,000	172,000	192,000
Court Officers	1018900	21,077	31,986	30,568	30,568
Sheriff's Administration	1018903	1,895,174	1,943,585	1,986,440	1,986,440
Records & Communication	1018906	1,297,766	1,311,980	1,311,345	1,311,345
Training	1018912	275,934	273,875	278,580	278,580
Planning & Development	1018915	4,294	8,190	8,440	8,440
Stop Violence Against Women	1018918	60,375	53,434	60,350	60,350
Patrol & Cops Universal	1018921	63,918,810	68,105,023	72,183,498	72,183,498
Warrants	1018924	245,607	248,065	264,300	264,300
Detectives	1018927	196,487	250,527	224,250	224,250
Forensic	1018930	62,951	75,217	73,500	73,500
Juvenile Division	1018933	25,018	29,884	28,600	28,600
Special Teams	1018936	21,919	33,400	34,900	34,900
Narcotics	1018942	567,313	584,360	631,300	631,300
Vice	1018943	5,238	-	-	-
Internal Affairs	1018945	12,408	16,440	17,665	17,665
Organized Retail Crime	1018947	11,375	-	-	-
Special Services	1018948	85,174	98,763	106,500	106,500
Teen Academy - Sheriff	1018952	3,263	-	-	-
Sexual Offender Registry	1018953	7,550	-	-	-
Interest Earned - Inmates	1018954	30,335	-	-	-
Donations/Sheriff - Target	1018955	2,010	-	-	-
Honor Guard Golf Tournament	1018956	321	-	-	-
Auxiliary Services	1018957	317,544	370,090	375,938	375,938
Correctional Facilities & Batterer's Treat.	1018960	9,511,007	8,371,499	9,304,320	9,304,320





DEPARTMENT (Or Account Name)	DEPT. NUMBER	ACTUAL FY 2018	ADOPTED FY 2019	PROPOSED FY 2020	ADOPTED FY 2020
<b>GENERAL FUND (Continued):</b>					
Helen Ross McNabb-Interchange	1018967	183,018	-	-	-
Jail Commissary	1018969	1,023,719	1,138,820	1,165,641	1,165,641
Medical Examiner - County	1018973	3,593,586	3,715,710	4,204,459	4,204,459
Sheriff's - Animal Control	1018993	49,457	68,520	68,350	68,350
Sheriff's - Juvenile Court Officers	1018995	23,015	27,580	29,750	29,750
County Trustee	1019710	740,644	869,190	931,190	931,190
Operating Transfers:	1016645	11,653,439	6,337,243	6,744,500	6,744,500
<b>Total General Fund</b>		<u>\$ 185,264,090</u>	<u>\$ 186,749,095</u>	<u>\$ 196,299,187</u>	<u>\$ 196,299,187</u>

\* Centralization of jury related expenses; there is a corresponding decrease in other departments.

\*\* Community Outreach (1015140) and Constituent Services (1015141) are now included in Mayor's office (1013310).

\*\*\* Reclassification of \$20,000 from Register of Deeds (1018710) to Register of Deeds - Data Processing (1018720).



## Expenditure Summary by Fund

DEPARTMENT (Or Account Name)	DEPT. NUMBER	ACTUAL FY 2018	ADOPTED FY 2019	PROPOSED FY 2020	ADOPTED FY 2020
<b>GOVERNMENTAL LIBRARY FUND:</b>					
	1140010	\$ 112,686	\$ 112,292	\$ 117,979	\$ 117,979
<b>PUBLIC LIBRARY FUND:</b>					
Public Library	1150010	\$ 11,815,474	\$ 12,106,892	\$ 12,630,473	\$ 12,630,473
Public Library Maintenance	1150011	1,416,483	1,680,108	1,709,892	1,709,892
State General Library	1150020	51,900	51,900	51,900	51,900
Rothrock Estates	1150030	14,554	-	-	-
Trustee Commission	115	120,580	120,000	120,000	120,000
<b>Total Public Library Fund</b>		<b>\$ 13,418,991</b>	<b>\$ 13,958,900</b>	<b>\$ 14,512,265</b>	<b>\$ 14,512,265</b>
<b>SOLID WASTE FUND:</b>					
Solid Waste Administration	1160110	\$ 479,763	\$ 505,185	\$ 500,695	\$ 500,695
Convenience Centers	1160120	3,343,383	3,152,455	3,275,386	3,275,386
Tire Transfer Program	1160310	480,639	459,730	462,077	462,077
Litter Grant - County	1160320	63,948	193,648	112,342	112,342
Household Hazardous Waste	1160340	32,423	50,000	52,000	52,000
Trustee Commission	116	36,090	37,500	37,500	37,500
<b>Total Solid Waste Fund</b>		<b>\$ 4,436,246</b>	<b>\$ 4,398,518</b>	<b>\$ 4,440,000</b>	<b>\$ 4,440,000</b>



DEPARTMENT (Or Account Name)	DEPT. NUMBER	ACTUAL FY 2018	ADOPTED FY 2019	PROPOSED FY 2020	ADOPTED FY 2020
<b>AIR QUALITY FUND:</b>					
Clear Air 103 PM 2.5 3/09	1280015	\$ 100,506	\$ -	\$ -	\$ -
Air Pollution FY 10	1280036	714,046	-	-	-
Permit Fees	1280040	245,354	160,000	160,000	160,000
Title V Program	1280050	178,024	-	-	-
<b>Total Air Quality Fund *</b>		<u>\$ 1,237,930</u>	<u>\$ 160,000</u>	<u>\$ 160,000</u>	<u>* \$ 160,000</u>
<b>HOTEL/MOTEL TAX FUND:</b>					
	123	<u>\$ 8,102,631</u>	<u>\$ 8,000,000</u>	<u>\$ 8,600,000</u>	<u>\$ 8,600,000</u>
<b>ENGINEERING AND PUBLIC WORKS FUND:</b>					
Highway Administration	1310110	\$ 1,211,882	\$ 1,748,691	\$ 1,928,743	\$ 1,928,743
Construction Services	1310120	919,794	988,718	1,708,324	1,708,324
Stormwater Management	1310130	1,162,898	1,251,946	1,376,046	1,376,046
Stormwater Management - Violation	1310135	10,824	-	-	-
Highway & Bridge Maintenance	1310210	11,775,235	11,499,563	11,871,650	11,871,650
Traffic Control	1310220	888,116	840,649	895,516	895,516
Capital Outlay	1310310	73,128	-	-	-
Engineering	1310410	233,222	244,085	-	-
Trustee Commission & Transfers	131	147,819	135,000	160,000	160,000
<b>Total Engineering and Public Works Fund</b>		<u>\$ 16,422,918</u>	<u>\$ 16,708,652</u>	<u>\$ 17,940,279</u>	<u>\$ 17,940,279</u>
<b>CENTRAL CAFETERIA FUND:</b>					
	143	<u>\$ 26,399,400</u>	<u>\$ 26,685,000</u>	<u>\$ 27,310,000</u>	<u>\$ 27,310,000</u>
<b>GENERAL PURPOSE SCHOOL FUND:</b>					
	141	<u>\$ 480,284,769</u>	<u>\$ 484,530,000</u>	<u>\$ 506,652,000</u>	<u>\$ 506,652,000</u>
<b>DEBT SERVICE FUND:</b>					
	151	<u>\$ 70,282,110</u>	<u>\$ 77,750,000</u>	<u>\$ 77,100,000</u>	<u>\$ 77,100,000</u>
<b>Total Operating Budget</b>		<u><b>\$ 805,961,771</b></u>	<u><b>\$ 819,052,457</b></u>	<u><b>\$ 853,131,710</b></u>	<u><b>\$ 853,131,710</b></u>

\* Air Quality Fund contains both federal grant dollars and local funds. The proposed amount represents county funding only. Federal grant awards will be submitted to commission for approval.



## Expenditure Summary by Fund

DEPARTMENT (Or Account Name)	DEPT. NUMBER	ACTUAL FY 2018	ADOPTED FY 2019	PROPOSED FY 2020	ADOPTED FY 2020
<b>INTERNAL SERVICE FUNDS:</b>					
Internal Service Funds are used to account for goods and services provided by County Departments to County Departments and to account for common activities. Expected annual expenses are shown as additional information.					
Vehicle Service Center Fund	261	\$ 2,643,724	\$ 2,854,717	\$ 3,015,481	\$ 3,015,481
Mailroom Service Fund	268	395,135	404,175	391,864	391,864
Employee Benefits Fund	270	35,763,403	35,044,641	38,390,640	38,390,640
Risk Management Fund	266	8,092,859	6,655,359	6,704,335	6,704,335
Building Maintenance Fund	274	12,546,483	10,730,359	11,470,877	11,470,877
Technical Support Services Fund	276	997,864	962,418	898,440	898,440
Self Insurance Fund	263	29,803,730	30,899,979	29,898,354	29,898,354
<b>TOTAL INTERNAL SERVICE FUNDS</b>		<u>\$ 90,243,198</u>	<u>\$ 87,551,648</u>	<u>\$ 90,769,991</u>	<u>\$ 90,769,991</u>
<b>SHERIFF'S DRUG CONTROL FUND:</b>					
The Sheriff's Drug Control Fund was established pursuant to an amendment of Tennessee Code Annotated Section 39-17-420. This fund is used to account for drug control activities restricted for drug enforcement, drug education and non-recurring general law enforcement expenditures. This fund is primarily funded from the receipt of fines and costs related to drug enforcement cases. Expected annual expenses are shown as additional information.					
<b>SHERIFF'S DRUG CONTROL FUND</b>	122	<u>\$ 1,056,574</u>	<u>\$ 862,500</u>	<u>\$ 647,500</u>	<u>\$ 647,500</u>
<b>ENTERPRISE FUND:</b>					
Enterprise Funds are used to account for operations that provide services primarily to the general public on a user charge basis. The County does not adopt an annual budget for its enterprise fund. The expected annual expenses are shown as additional information.					
<b>THREE RIDGES GOLF COURSE FUND</b>	401	<u>\$ 1,181,011</u>	<u>\$ 1,095,000</u>	<u>\$ 1,145,000</u>	<u>\$ 1,145,000</u>



	ACTUAL FY 2018	ADOPTED FY 2018	ADOPTED FY 2019	ADOPTED FY 2020
<b>GENERAL FUND:</b>				
County Property Taxes	\$ 122,979,983	\$ 123,003,000	\$ 124,332,000	\$ 127,210,500
County Local Option Taxes	19,105,069	16,278,000	17,746,000	19,380,750
Wheel Tax	556,116	530,000	550,000	567,000
Licenses and Permits	5,220,162	4,682,750	4,947,260	4,953,223
Fines, Forfeitures, Penalty	2,155,077	2,053,000	1,949,250	1,813,300
Charges/Current Services	7,692,955	6,924,800	7,540,141	8,166,146
Other Local Revenue	4,842,366	4,574,663	4,730,829	6,018,668
Fees from Officials	12,022,068	10,042,822	11,235,000	11,735,000
State of Tennessee	13,916,623	9,697,080	9,627,410	10,820,458
Federal Government	1,089,621	1,199,000	1,009,288	1,386,919
Other Governments	348,591	395,000	147,500	508,000
Citizens Groups	166,402	166,401	166,664	166,758
Transfer from Other Funds	-	-	600,000	1,250,000
Appropriation from Restricted Fund Balance	-	505,914	519,414	544,684
Appropriation from Fund Balance	-	1,400,000	1,581,839	1,777,781
Appropriation from Designated Fund Balance	-	-	66,500	-
Increase in Equity Interest in Joint Venture	406,204	-	-	-
<b>Total General Fund</b>	<b>\$ 190,501,237</b>	<b>\$ 181,452,430</b>	<b>\$ 186,749,095</b>	<b>\$ 196,299,187</b>
<b>GOVERNMENTAL LIBRARY FUND:</b>				
County Local Option Taxes (Litigation Tax)	\$ 59,586	\$ 57,800	\$ 62,200	\$ 60,000
Charges/Current Services	3,445	4,750	4,750	5,179
Other Local Revenues	160	342	342	300
Other Governments/Citizens Groups	30,000	30,000	30,000	30,000
Operating Transfers	20,000	15,000	15,000	22,500
<b>Total Governmental Library Fund</b>	<b>\$ 113,191</b>	<b>\$ 107,892</b>	<b>\$ 112,292</b>	<b>\$ 117,979</b>



## Revenue Summary By Fund

	ACTUAL FY 2018	ADOPTED FY 2018	ADOPTED FY 2019	ADOPTED FY 2020
<b>PUBLIC LIBRARY FUND:</b>				
Wheel Tax	\$ 11,504,043	\$ 11,040,000	\$ 11,400,000	\$ 11,729,200
Charges/Current Services	313,901	310,000	330,000	315,000
Other Local Revenues	165,476	152,000	167,000	134,000
State of Tennessee	45,500	45,500	45,500	45,500
Federal Government	6,400	6,400	6,400	6,400
Other Governments/Citizens Groups	19,410	-	-	-
Operating Transfers	1,650,000	1,850,000	1,850,000	2,040,000
Appropriation from Fund Balance	-	105,217	160,000	242,165
<b>Total Public Library Fund</b>	<b>\$ 13,704,730</b>	<b>\$ 13,509,117</b>	<b>\$ 13,958,900</b>	<b>\$ 14,512,265</b>
<b>SOLID WASTE FUND:</b>				
County Local Option Taxes	\$ 2,500,000	\$ 2,500,000	\$ 2,600,000	\$ 2,500,000
Fines, Forfeitures, Penalty	1,514	55,000	-	-
Other Local Revenues	660,380	350,000	475,000	620,000
State of Tennessee	496,496	474,563	480,000	509,000
Operating Transfers	800,000	675,000	675,000	575,000
Appropriation from Fund Balance	-	112,209	168,518	236,000
<b>Total Solid Waste Fund</b>	<b>\$ 4,458,390</b>	<b>\$ 4,166,772</b>	<b>\$ 4,398,518</b>	<b>\$ 4,440,000</b>
<b>AIR QUALITY FUND:</b>				
Charges/Current Services	\$ 394,683	\$ 160,000	\$ 160,000	\$ 160,000
Other Local Revenues	68,532	-	-	-
Federal Government	349,433	-	-	-
Operating Transfers	400,000	-	-	-
<b>Total Air Quality Fund</b>	<b>\$ 1,212,648</b>	<b>\$ 160,000</b>	<b>\$ 160,000</b>	<b>\$ 160,000</b>
<b>HOTEL/MOTEL TAX FUND:</b>				
County Local Option Taxes	\$ 8,294,714	\$ 8,000,000	\$ 8,000,000	\$ 8,600,000
<b>Total Hotel/Motel Tax Fund</b>	<b>\$ 8,294,714</b>	<b>\$ 8,000,000</b>	<b>\$ 8,000,000</b>	<b>\$ 8,600,000</b>





	ACTUAL FY 2018	ADOPTED FY 2018	ADOPTED FY 2019	ADOPTED FY 2020
<b>ENGINEERING AND PUBLIC WORKS FUND:</b>				
County Local Option Taxes	\$ 6,094,302	\$ 5,230,946	\$ 5,682,946	\$ 6,307,946
Statutory Taxes	2,025,512	2,050,000	2,050,000	2,050,000
Fines, Forfeitures, Penalty	21,250	6,000	15,000	-
Other Local Revenues	132,800	35,000	-	-
State of Tennessee	6,500,728	5,461,000	6,711,000	7,111,000
Operating Transfers	2,125,000	2,600,000	2,100,000	2,300,000
Appropriation from Fund Balance	-	169,945	149,706	171,333
<b>Total Engineering and Public Works Fund</b>	<b>\$ 16,899,592</b>	<b>\$ 15,552,891</b>	<b>\$ 16,708,652</b>	<b>\$ 17,940,279</b>
<b>CENTRAL CAFETERIA FUND:</b>	<b>\$ 28,285,513</b>	<b>\$ 28,570,000</b>	<b>\$ 26,685,000</b>	<b>\$ 27,310,000</b>
<b>GENERAL PURPOSE SCHOOL FUND:</b>				
County Property Taxes	\$ 100,650,102	\$ 102,366,000	\$ 102,715,000	\$ 104,570,000
County Local Option Taxes	151,819,824	149,539,000	150,890,000	160,049,000
Wheel Tax	1,671,093	1,600,000	1,650,000	1,704,000
Licenses	1,065,230	35,000	35,000	35,000
Charges/Current Services	844,976	550,000	677,000	627,000
Other Local Revenue	3,531,978	1,457,000	1,780,000	2,320,000
State of Tennessee	215,884,959	210,861,000	222,575,000	233,175,000
Federal Government	649,194	526,000	566,000	600,000
Other Governments/Citizens Groups	5,192	-	-	-
Operating Transfers	4,480,986	4,212,000	3,642,000	3,572,000
<b>Total General Purpose School Fund</b>	<b>\$ 480,603,534</b>	<b>\$ 471,146,000</b>	<b>\$ 484,530,000</b>	<b>\$ 506,652,000</b>
<b>DEBT SERVICE FUND:</b>				
County Property Taxes	\$ 54,109,537	\$ 54,329,000	\$ 54,521,000	\$ 55,532,000
Other Local Revenue	3,584,765	2,271,393	2,257,726	2,247,565
Operating Transfers	195,803	195,803	195,226	195,480
Payment from General Purpose Schools	13,774,686	13,774,686	13,297,034	12,872,673
Appropriation from Fund Balance	-	4,929,118	7,479,014	6,252,282
<b>Total General Debt Fund</b>	<b>\$ 71,664,791</b>	<b>\$ 75,500,000</b>	<b>\$ 77,750,000</b>	<b>\$ 77,100,000</b>
<b>Grand Total Budgeted Operating Funds</b>	<b>\$ 815,738,340</b>	<b>\$ 798,165,102</b>	<b>\$ 819,052,457</b>	<b>\$ 853,131,710</b>
		Dollar Amount Change	\$ 20,887,355	\$ 34,079,253
		Percentage Change	2.62%	4.16%



## County Budgeted Position Count

DEPARTMENT (or account name)	ADOPTED FY 2019		ADOPTED FY 2020		Change from 2019-2020		
	Full Time	Part Time	Full Time	Part Time	Full Time	Part Time	
<b>GENERAL FUND:</b>							
Attorney General	1010010	39	2	39	2	0	0
Bad Check Unit	1010020	0	0	0	0	0	0
IV-D Child Support Clerk	1010330	16	1	16	1	0	0
County Commission	1010910	2	0	*	2	0	*
Internal Audit	1010920	6	1	7	1	1	0
Audit Committee	1010925	0	0	0	0	0	0
Retirement Office	1010935	0	0	0	0	0	0
Election Commission	1011810	14	3	14	5	0	2
Domestic Magistrate	1012133	1	0	1	0	0	0
General Sessions Court Judges	1012140	12	0	12	0	0	0
Jury Commission	1012150	1	0	1	0	0	0
Juvenile Court- Judges	1012410	40	1	39	1	-1	0
IV-D Magistrate Program	1012420	3	0	3	0	0	0
Juvenile Court-Clerk	1012710	12	0	12	0	0	0
Juvenile Service Center	1013010	64	2	65	2	1	0
Law Department	1013210	18	1	19	1	1	0
Delinquent Tax	1013220	0	0	0	0	0	0
County Mayor	1013310	8	0	12	0	4	0
ADA	1013320	1	0	2	0	1	0
Legislative Delegation	1013330	0	0	0	0	0	0
Human Resources	1013610	7	0	9	0	2	0
Mail Room-Operating	1013910	0	0	0	0	0	0
Probation Office	1014210	10	1	10	1	0	0
Office of Neighborhoods	1014510	0	0	0	0	0	0
Park Maintenance	1014810	36	1	43	2	7	1
Recreation Administration	1014830	8	4	**	8	2	**
Sports Operation	1014845	0	0	0	0	0	0
Department of Community Development	1015105	0	0	0	0	0	0
Community Services	1015115	0	0	0	0	0	0
Community Outreach	1015140	1	0	0	0	-1	0
Constituent Services	1015141	2	0	0	0	-2	0
Senior Center & Volunteer Services	1015142	2	2	3	2	1	0
Frank Strang Senior Center	1015145	2	0	2	1	0	1
South Knox Senior Center	1015146	2	0	2	0	0	0
Halls Senior Center	1015147	1	1	1	1	0	0
Corryton Senior Center	1015148	2	0	2	0	0	0
Carter Senior Center	1015149	2	0	2	0	0	0
Karns Senior Center	1015150	2	0	2	0	0	0
Veterans' Services	1015160	2	0	2	0	0	0



**KNOX COUNTY**  
**TENNESSEE**

Finance Department

Address: 400 West Main Street, Suite 630 | Knoxville, TN 37902

Phone: 865-215-2350 | [www.knoxcounty.org/finance](http://www.knoxcounty.org/finance)

DEPARTMENT (or account name)	ADOPTED FY 2019		ADOPTED FY 2020		Change from 2019-2020		
	Full Time	Part Time	Full Time	Part Time	Full Time	Part Time	
<b>GENERAL FUND (Continued):</b>							
Neighborhoods & Community Development	1015165	4	0	4	0	0	0
Support Services	1015400	29	0	16	0	-13	0
Preventive Health Services	1015403	31	14	18	3	-13	-11
Dental Services	1015406	13	0	14	0	1	0
Food & Restaurant Inspections	1015412	14	0	13	0	-1	0
Health Administration	1015415	11	0	11	0	0	0
Community Development and Planning	1015421	13	0	16	0	3	0
Pediatric Care Services	1015430	0	0	0	0	0	0
Pharmacy	1015433	1	0	1	0	0	0
Animal Control	1015439	0	1	0	1	0	0
School Health Programs	1015442	1	0	1	0	0	0
Social Services	1015445	5	0	3	0	-2	0
Ground Water Services	1015448	6	1	6	1	0	0
Vector Control Services	1015451	0	0	0	0	0	0
Disease Surveillance & Investigation	1015454	9	0	13	0	4	0
Vital Records	1015457	4	0	4	0	0	0
Women's Health Services	1015460	3	0	5	0	2	0
Community Health Services	1015463	6	0	6	0	0	0
West Clinic	1015465	0	0	9	1	9	1
Teague Clinic	1015466	0	0	6	0	6	0
Finance	1015710	24	2	25	2	1	0
Procurement	1016010	10	0	10	0	0	0
Property Development	1016015	5	0	5	0	0	0
Asset Management	1016020	3	0	3	0	0	0
County Building Maintenance	1016030	8	0	0	0	-8	0
E-Government Purchasing	1016050	2	0	2	0	0	0
Fire Prevention	1017510	8	0	9	0	1	0
Soil Conservation District	1017520	2	0	2	0	0	0
Codes Administration	1017530	22	0	22	0	0	0
Dirty Lot Ordinance	1017720	5	0	5	0	0	0
Information Technology	1017910	40	0	39	0	-1	0
Records Management	1017920	6	0	6	0	0	0
Sheriff's Department Merit System	1018110	4	0	4	0	0	0
Property Assessor	1018310	47	0	46	0	-1	0
Equalization Board	1018320	0	9	0	8	0	-1
Digitized Mapping	1018330	0	0	0	0	0	0
Public Defender	1018510	28	2	29	2	1	0
Register of Deeds - Data Processing	1018720	0	0	0	0	0	0
Court Officers	1018900	0	0	0	0	0	0
Sheriff's Administration	1018903	0	0	0	0	0	0
Records & Communication	1018906	0	0	0	0	0	0
School Security	1018909	0	0	0	0	0	0
Training	1018912	0	0	0	0	0	0



## County Budgeted Position Count

DEPARTMENT (or account name)	ADOPTED FY 2019		ADOPTED FY 2020		Change from 2019-2020		
	Full Time	Part Time	Full Time	Part Time	Full Time	Part Time	
<b>GENERAL FUND (Continued):</b>							
Planning & Development	1018915	0	0	0	0	0	
Stop Violence Against Women	1018918	0	0	0	0	0	
Patrol	1018921	1,036	3	1,052	4	16	
Warrants	1018924	0	0	0	0	0	
Detective	1018927	0	0	0	0	0	
DUI Litter Pick Up Crew	1018928	0	0	0	0	0	
Forensics	1018930	0	0	0	0	0	
Juvenile Division	1018933	0	0	0	0	0	
Batterer's Treatment	1018939	0	0	0	0	0	
Narcotics	1018942	0	0	0	0	0	
Internal Affairs	1018945	0	0	0	0	0	
Special Services	1018948	0	0	0	0	0	
Auxiliary Services	1018957	2	3	2	3	0	
Correctional Facilities	1018960	0	0	0	0	0	
Temporary Detention Facilities	1018963	0	0	0	0	0	
Jail Commissary	1018969	8	0	8	0	0	
Medical Examiner	1018973	30	0	31	1	1	
Sheriff - Animal Control	1018993	0	0	0	0	0	
Sheriff - Juvenile Court Officers	1018995	0	0	0	0	0	
<b>Total General Fund</b>		<b>1756</b>	<b>55</b>	<b>1776</b>	<b>48</b>	<b>20</b>	<b>-7</b>
<b>GOVERNMENTAL LAW LIBRARY FUND:</b>							
	1140010	1	0	1	0	0	0
<b>PUBLIC LIBRARY FUND:</b>							
Public Library Operations	1150010	139	68	140	68	1	0
Public Library Maintenance	1150011	5	0	5	0	0	0
<b>Total Public Library Fund</b>		<b>144</b>	<b>68</b>	<b>145</b>	<b>68</b>	<b>1</b>	<b>0</b>
<b>SOLID WASTE FUND:</b>							
Solid Waste Administration	1160110	3	2	3	2	0	0
Convenience Centers	1160120	23	0	24	0	1	0
Tire Transfer Program	1160310	0	0	1	0	1	0
Litter Grant - County	1160320	1	0	2	0	1	0
Recycling Program	1160330	4	1	0	0	-4	-1
<b>Total Solid Waste Fund</b>		<b>31</b>	<b>3</b>	<b>30</b>	<b>2</b>	<b>-1</b>	<b>-1</b>



DEPARTMENT (or account name)	ADOPTED FY 2019		ADOPTED FY 2020		Change from 2019-2020			
	Full Time	Part Time	Full Time	Part Time	Full Time	Part Time		
<b>AIR QUALITY FUND:</b>	128	15	0	14	0	-1	0	
<b>ENGINEERING AND PUBLIC WORKS FUND:</b>								
Administration	1310110	5	0	9	0	4	0	
Construction Services	1310120	12	1	22	2	10	1	
Stormwater Management	1310130	14	1	14	1	0	0	
Highway & Bridge	1310210	83	2	73	2	-10	0	
Traffic Control	1310220	7	0	7	0	0	0	
Engineering	1310410	2	1	0	0	-2	-1	
<b>Total Engineering and Public Works Fund</b>		<b>123</b>	<b>5</b>	<b>125</b>	<b>5</b>	<b>2</b>	<b>0</b>	
<b>CENTRAL CAFETERIA FUND:</b>	143	0	0	0	0	***	0	0
<b>GENERAL PURPOSE SCHOOL FUND</b>	141	0	0	0	0	***	0	0
<b>VEHICLE SERVICE CENTER FUND</b>	2610030	13	0	13	0	0	0	
<b>RISK MANAGEMENT FUND</b>	2660010	7	0	7	0	0	0	
<b>MAILROOM SERVICE FUND</b>	2680010	2	0	2	0	0	0	
<b>EMPLOYEE BENEFITS FUND</b>	2700050	9	2	9	1	0	-1	
<b>TECHNICAL SUPPORT SERVICES FUND</b>	2760010	5	0	6	0	1	0	

\* Does not include Knox County's 11 Commissioners

\*\* Does not include the Parks Temporary/Seasonal Employees

\*\*\* FY 2020 employees to be determined by the School Board within approved budget

NOTE: Does not include pooled positions. Pooled positions include election workers, interns, and seasonal help.

NOTE: In addition to the positions adopted in the County's budget, certain other positions are funded from various grants. Budgets for such grants are generally adopted at the time the grant is approved by the grantor.



## County Budgeted Position Count

DEPARTMENT (or account name)	ADOPTED FY 2019		ADOPTED FY 2020		Change from 2019-2020	
	Full Time	Part Time	Full Time	Part Time	Full Time	Part Time
<b>GRANTS</b>						
CDBG & Housing	2	0	2	0	0	0
Health Department	109	7	111	5	2	-2
Judges - Drug Court	5	1	5	1	0	0
Juvenile Services	2	0	2	0	0	0
Attorney General	1	0	1	0	0	0
Sheriff	15	2	13	3	-2	1
Solid Waste	3	0	4	0	1	0
<b>Total Grant Funds</b>	<b>137</b>	<b>10</b>	<b>138</b>	<b>9</b>	<b>1</b>	<b>-1</b>



**KNOX COUNTY**  
**TENNESSEE**

Finance Department

Address: 400 West Main Street, Suite 630 | Knoxville, TN 37902

Phone: 865-215-2350 | [www.knoxcounty.org/finance](http://www.knoxcounty.org/finance)



	<b>Adopted FY 2020</b>	<b>Funded By</b>
<b>Codes Administration</b>		
Vehicles (2) Requested (2) Adopted	\$ 59,000	Debt Proceeds
<b>Fire Prevention</b>		
Vehicles (1) Requested (1) Adopted	29,000	Debt Proceeds
<b>Property Assessor</b>		
Vehicles (2) Requested (2) Adopted	67,000	Debt Proceeds
<b>Juvenile Court</b>		
Courtroom Addition	30,000	Debt Proceeds
<b>Sheriff's Department</b>		
Vehicles - Marked - (10) Requested (10) Adopted	333,460	Debt Proceeds
Vehicles - Unmarked - (15) Requested (10) Adopted	314,450	Debt Proceeds
Transportation Vans - (4) Requested (2) Adopted	104,890	Debt Proceeds
Motorcycles - (2) Requested (2) Adopted	64,000	Debt Proceeds
Explorers - (25) Requested (19) Adopted	875,178	Debt Proceeds
Body Cameras	300,000	Debt Proceeds
Video Upgrade	430,000	Debt Proceeds
<b>Engineering &amp; Public Works</b>		
Jet/Vac Truck	400,000	Debt Proceeds
Service Truck	50,000	Debt Proceeds
Pick up Truck	30,000	Debt Proceeds
School Flasher Replacement/Repairs	38,000	Debt Proceeds
<b>IT Department</b>		
Server Replacements	300,000	Debt Proceeds
Cargo Van - (1) Requested (1) Adopted	25,000	Debt Proceeds
Network Upgrade	40,000	Debt Proceeds
<b>Solid Waste Recycling</b>		
Passenger Van (1) Requested (1) Adopted	40,000	Debt Proceeds
Vehicles (1) Requested (1) Adopted	20,000	Debt Proceeds
Recycling Equipment	50,000	Debt Proceeds
<b>Parks &amp; Recreation Department</b>		
Flat Bed Crew Cab Truck	56,000	Debt Proceeds
Pick up Truck	42,000	Debt Proceeds
Kubota Tractor	32,511	Debt Proceeds
IC King Park Trails Phase 1	42,240	Debt Proceeds
<b>Public Library</b>		
Vehicles (1) Requested (1) Adopted	28,000	Debt Proceeds
ETHC Roof Replacement	50,771	Debt Proceeds
ETHC Fire System Replacement	78,500	Debt Proceeds
<b>TOTAL CAPITAL OUTLAY</b>	<b>\$ 3,930,000</b>	Funded by Debt Proceeds

**Note:** Vehicle purchases are contingent on an older vehicle being turned in for every new vehicle purchased.



## Defined Service Contracts

AGENCY	Program	Adopted FY 2020
<b>GENERAL FUND:</b>		
Big Brothers & Big Sisters of East Tennessee	One to One Mentoring	\$ 9,500
Blount Partnership	Economic Development	30,000
Boys & Girls Club of the Tennessee Valley	Project Learn	10,000
CASA *	Advocates	10,000
Catholic Charities*	Children's Emergency Shelter	44,500
Centro Hispano de East Tennessee	Parent Education	5,000
Centro Hispano de East Tennessee	Workforce Development	10,000
Childhelp Tennessee	Children's Advocacy Center	45,000
Community Mediation Center	Mediation Project	12,000
Disabled American Veterans	Hospital Service Officer	10,000
Disabled American Veterans	Transportation Program	5,000
East Tennessee Community Design Center	DesignWorks	12,500
EM Jellineck Center	Treatment Center	18,750
Emerald Youth Foundation	JustLead Learning Lab	5,000
Epilepsy Foundation of East TN	Epilepsy Education & Awareness	3,000
Free Medical Clinic	Free Medical Clinic	5,000
Friends of Literacy	Adult Education	15,000
Helen Ross McNabb	Shelter Services	50,000
Helen Ross McNabb	Victim Services	45,000
Innovation Valley	Economic Development	200,000
Interfaith Health Clinic	Healthcare for the Working Uninsured	56,000
Keep Knoxville Beautiful	Community Beautification	10,000
Knoxville Area Chamber Partnership	Economic Development	140,000
Knoxville Leadership Foundation	Amachi Knoxville	10,000
Mental Health Association of East Tennessee	Mental Health 101: Early Intervention	5,000
Mental Health Association of East Tennessee	Peer Recovery Call Center	5,000
Metro Drug Coalition	Drug Free Community	10,000
Susannah's House, Inc.	Women's Program	10,000
Second Harvest Food Bank	Food Sourcing	16,000



AGENCY	Program	Adopted FY 2020
The Development Corp.	Economic Development	730,500
Volunteer Ministry Center	Resource Center	10,000
West Knox Farragut Chamber	Economic Development	50,000
YWCA	Victim Advocacy Program	10,000
<b>Total -- General Fund</b>		<b>\$ 1,607,750</b>

\*These will be funded as a sole source contract through Juvenile Court Judges.



AGENCY	Adopted FY 2020
<b>HOTEL / MOTEL TAX FUND:</b>	
Arts & Cultural Alliance of Greater Knoxville*	\$ 275,000
Beck Cultural Exchange Center	50,000
Legacy Parks	100,000
The Muse Knoxville	10,000
Visit Knoxville	3,440,000
Women's Basketball Hall of Fame	150,000
Zoo Knoxville Capital**	1,000,000
Zoo Knoxville Operating	129,000
	<hr/>
<b>Total -- Hotel/Motel Tax Fund</b>	<b>5,154,000</b>
	<hr/>
<b>TOTAL CONTRACTUAL AGENCIES</b>	<b>\$ 6,761,750</b>
	<hr/> <hr/>

\*An additional \$100,000 will be funded through designations.

\*\*R-18-6-907



Fund	Purpose	Adopted FY 2018	Adopted FY 2019	Adopted FY 2020
General	Planned Use of Fund Balance	\$ 1,400,000	\$ 1,581,839	\$ 1,777,781
Public Library	Planned Use of Fund Balance	105,217	160,000	242,165
Solid Waste	Planned Use of Fund Balance	112,209	168,518	236,000
Engineering & Public Works	Planned Use of Fund Balance	169,945	149,706	171,333
Debt Service **	Planned Use of Fund Balance	4,929,118	7,479,014	6,252,282
<b>TOTAL</b>		<b>\$ 6,716,489</b>	<b>\$ 9,539,077</b>	<b>\$ 8,679,561</b>

**General Fund Actual Undesignated/Unassigned Fund Balances:  
for fiscal years ended 2007 - 2020**

2007 - 43,467,482  
 2008 - 39,843,207  
 2009 - 41,344,844  
 2010 - 42,041,215  
 2011 - 43,521,876  
 2012 - 44,259,130  
 2013 - 51,452,742  
 2014 - 53,026,996  
 2015 - 55,853,075  
 2016 - 60,783,057  
 2017 - 63,901,759  
 2018 - 65,921,820  
 2019 - 64,339,981 (estimated)  
 2020 - 62,562,200 (estimated)

\* These amounts are offset by actual expenditures less than allowed budget and actual revenues in excess of budget estimates.

\*\* The Debt Service Fund is simply monies set aside to make debt payments. These funds are to be used only for that purpose. These amounts are in accordance with the County's long-term Capital Improvement Plan.



## Schools Appropriations from Available Fund Balance

Fund	Purpose	Adopted FY 2018	Adopted FY 2019	Adopted FY 2020
General Purpose Schools	Planned Use of Fund Balance	\$ -	\$ -	\$ -
<b>TOTAL</b>		<u>\$ -</u>	<u>\$ -</u>	<u>\$ -</u>

General Purpose Schools Adopted Budget	\$ 506,652,000
Required 3% Fund Balance	3%
Minimum Required Fund Balance FY 2019	15,199,560
06/30/19 Estimated Available Fund Balance	23,000,000
Excess of Estimated FY 2019 Available Fund Balance over FY 2020 Required Balance	<u>\$ 7,800,440</u>

\* These amounts are offset by actual expenditures less than allowed budget and actual revenues in excess of budget estimates.

Note: The 3% required fund balance is in reference to TCA code 49-3-352.



## FY 2020 Through FY 2024 Capital Improvement Plan Policy

**Knox County has established a set of policies that cover the process of preparing the Capital Improvement Plan. Below are the major factors involved in the process:**

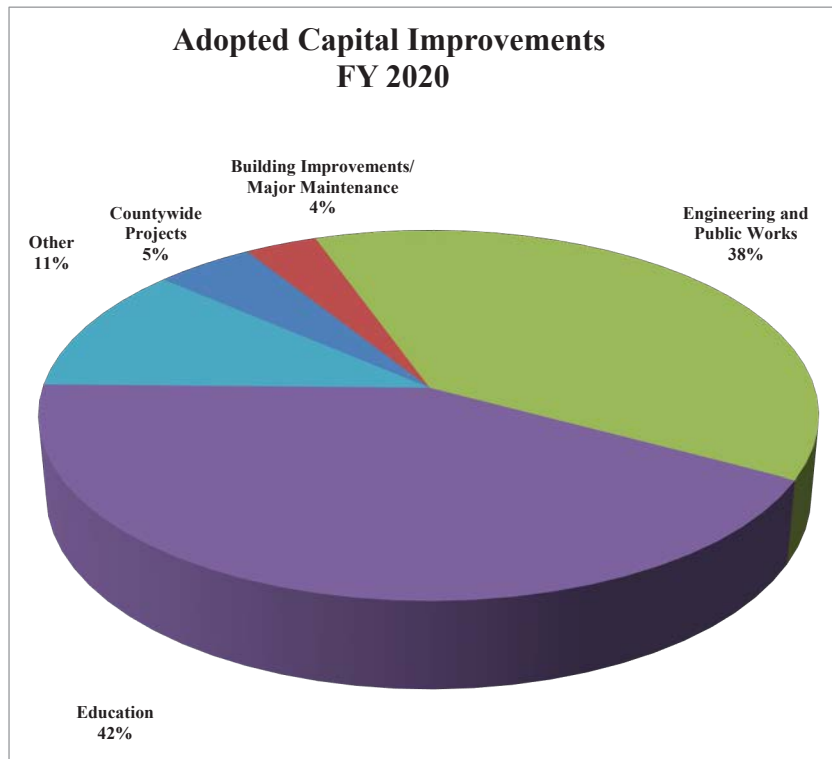
- A. Construction projects and capital purchases that generally cost in the aggregate more than \$100,000 and/or have a useful life of greater than seven years will be included in the Capital Improvement Plan. Furniture, fixtures and equipment purchased for major additions or renovations will be included in the plan; all other regular maintenance and capital purchases less than \$100,000 will be included in the operating budget.
- B. The purpose of the Capital Improvement Plan is to plan, schedule, and anticipate financing for capital projects for the next five years.
- C. Department Heads and Elected Officials will prepare the project proposals and present the requests to the Finance Department. The Public Building Authority will assist with the calculation of project costs and schedules. The project proposals from the Knox County School System will be forwarded to the Finance Department once the Knox County School Board adopts its request. Operating costs associated with the project must be provided by the department or elected official and are not included in the Capital Improvement Plan.
- D. The Knox County Finance Department and County Mayor will review the project requests and make recommendations to the County Commission. The final plan recommended by the County Mayor includes the financing of the projects recommended. Financing for the capital budget will come from General Obligation Bonds and other sources. If a specific current revenue source is identified for a project, then that funding is included in the plan.
- E. Budget appropriations for projects included in the first year of the approved Capital Improvement Plan, for which financing is planned for the upcoming fiscal year, are required to be approved by the County Commission. Budgetary approval for projects planned for the subsequent years, for which the financing is planned in those future years, is generally not obtained during the first year of the Capital Improvement Plan and is subject to revision in subsequent years' Capital Improvement Plans as the expected capital needs, and anticipated availability of the related financing, may change in response to future economic conditions and other circumstances.



## Capital Improvement Plan Adopted Projects Summary

### Adopted

	FY 2020	FY 2021	FY 2022	FY 2023	FY 2024	Total
Countywide Projects	\$ 1,750,000	\$ 500,000	\$ 300,000	\$ 300,000	\$ 300,000	\$ 3,150,000
Public Libraries	-	100,000	100,000	100,000	100,000	400,000
Parks and Recreation	200,000	200,000	200,000	200,000	200,000	1,000,000
Building Improvements/Major Maintenance	1,285,000	1,200,000	1,200,000	1,200,000	1,200,000	6,085,000
<b>Engineering and Public Works</b>						
Highways	13,650,000	14,800,000	14,300,000	14,800,000	14,800,000	72,350,000
Solid Waste	40,000	130,000	2,020,000	-	-	2,190,000
Stormwater Management	500,000	435,000	435,000	435,000	435,000	2,240,000
Facility Improvements	75,000	75,000	100,000	-	-	250,000
<b>Total Engineering and Public Works</b>	<b>14,265,000</b>	<b>15,440,000</b>	<b>16,855,000</b>	<b>15,235,000</b>	<b>15,235,000</b>	<b>77,030,000</b>
<b>Knox County Schools</b>	<b>15,800,000</b>	<b>32,950,000</b>	<b>35,850,000</b>	<b>14,550,000</b>	<b>12,200,000</b>	<b>111,350,000</b>
<b>Total Projects</b>	<b>33,300,000</b>	<b>50,390,000</b>	<b>54,505,000</b>	<b>31,585,000</b>	<b>29,235,000</b>	<b>199,015,000</b>
Major Equipment	3,930,000	4,000,000	4,000,000	4,000,000	4,000,000	19,930,000
<b>Total Adopted Capital Improvements</b>	<b>\$ 37,230,000</b>	<b>\$ 54,390,000</b>	<b>\$ 58,505,000</b>	<b>\$ 35,585,000</b>	<b>\$ 33,235,000</b>	<b>\$ 218,945,000</b>





**Uses of Funds**

	<b>FY 2020</b>	<b>FY 2021</b>	<b>FY 2022</b>	<b>FY 2023</b>	<b>FY 2024</b>	<b>Total</b>
Adopted	\$ 37,230,000	\$ 54,390,000	\$ 58,505,000	\$ 35,585,000	\$ 33,235,000	\$ 218,945,000
<b>Total Adopted Uses of Funds</b>	<b>\$ 37,230,000</b>	<b>\$ 54,390,000</b>	<b>\$ 58,505,000</b>	<b>\$ 35,585,000</b>	<b>\$ 33,235,000</b>	<b>\$ 218,945,000</b>

**Sources of Funds**

	<b>FY 2020</b>	<b>FY 2021</b>	<b>FY 2022</b>	<b>FY 2023</b>	<b>FY 2024</b>	<b>Total</b>
General Obligation Bonds-Issued for:						
County Projects	\$ 21,430,000	\$ 21,440,000	\$ 22,655,000	\$ 21,035,000	\$ 21,035,000	\$ 107,595,000
Schools Projects	15,800,000	32,950,000	35,850,000	14,550,000	12,200,000	111,350,000
Total Issued for New Projects	37,230,000	54,390,000	58,505,000	35,585,000	33,235,000	218,945,000
<b>Total Sources of Funds</b>	<b>\$ 37,230,000</b>	<b>\$ 54,390,000</b>	<b>\$ 58,505,000</b>	<b>\$ 35,585,000</b>	<b>\$ 33,235,000</b>	<b>\$ 218,945,000</b>

**Expected Effect on Bonded Debt**

Planned Principal Payments on Bonds	\$ 44,207,658	\$ 43,320,106	\$ 39,477,146	\$ 42,823,002	\$ 44,536,568	\$ 214,364,480
Planned Bond Issuance	(37,230,000)	(54,390,000)	(58,505,000)	(35,585,000)	(33,235,000)	(218,945,000)
Net Reduction in (Addition to) Bond Principal Balance	<b>\$ 6,977,658</b>	<b>\$ (11,069,894)</b>	<b>\$ (19,027,854)</b>	<b>\$ 7,238,002</b>	<b>\$ 11,301,568</b>	<b>\$ (4,580,520)</b>



COUNTYWIDE PROJECTS

Description	Adopted					Total
	FY 2020	FY 2021	FY 2022	FY 2023	FY 2024	
General Project Management	\$ -	\$ 200,000	\$ 300,000	\$ 300,000	\$ 300,000	\$ 1,100,000
Trustee Tax Software	250,000	-	-	-	-	250,000
Property Assessor Software	1,500,000	300,000	-	-	-	1,800,000
<b>Total Countywide Projects</b>	<b>\$ 1,750,000</b>	<b>\$ 500,000</b>	<b>\$ 300,000</b>	<b>\$ 300,000</b>	<b>\$ 300,000</b>	<b>\$ 3,150,000</b>

Note: Certain potential projects are not included in this Capital Improvement Plan as they are not yet recommended for approval and are not yet ready to proceed. These potential projects, however, are under consideration and might be recommended for approval in the future.

These potential projects include:

- (1) Knox County Schools Administration Relocation
- (2) Justice Study Implementation
- (3) Justice/Court Software
- (4) Register of Deeds Software
- (5) Parks and Recreation Software
- (6) E-Codes and Planning Software

If any of these projects are recommended for approval during the upcoming fiscal year, the project(s) will be brought to County Commission for approval of the project(s) and the related required funding.



**PUBLIC LIBRARIES**

Description	Adopted					
	FY 2020	FY 2021	FY 2022	FY 2023	FY 2024	Total
Various Library Projects	\$ -	\$ 100,000	\$ 100,000	\$ 100,000	\$ 100,000	\$ 400,000
<b>Total Public Libraries</b>	<b>\$ -</b>	<b>\$ 100,000</b>	<b>\$ 100,000</b>	<b>\$ 100,000</b>	<b>\$ 100,000</b>	<b>\$ 400,000</b>

Library facilities upgrades include various long-lived upgrades, including technological improvements, to the Knox County Public Library System's 19 locations (Lawson McGhee main library, plus 18 branches and facilities located throughout Knox County).



PARKS AND RECREATION

Description	Adopted					Total
	FY 2020	FY 2021	FY 2022	FY 2023	FY 2024	
Playground Surface Safety Upgrades-Gibbs Park, Cove at Concord Park	\$ 115,320	\$ -	\$ -	\$ -	\$ -	\$ 115,320
John Tarleton Football Fields Fencing	82,500	-	-	-	-	82,500
Various Park Upgrades	2,180	200,000	200,000	200,000	200,000	802,180
<b>Total Parks and Recreation</b>	<b>\$ 200,000</b>	<b>\$ 200,000</b>	<b>\$ 200,000</b>	<b>\$ 200,000</b>	<b>\$ 200,000</b>	<b>\$ 1,000,000</b>



**BUILDING IMPROVEMENTS/MAJOR MAINTENANCE**

<b>Adopted</b>						
<b>Description</b>	<b>FY 2020</b>	<b>FY 2021</b>	<b>FY 2022</b>	<b>FY 2023</b>	<b>FY 2024</b>	<b>Total</b>
City / County Building (CCB) (County Portion)	\$ 713,000	\$ 700,000	\$ 700,000	\$ 700,000	\$ 700,000	\$ 3,513,000
Knox Central	18,000	-	-	-	-	18,000
Jail Improvements	50,000	-	-	-	-	50,000
Fairview Technology Center	15,000	-	-	-	-	15,000
Family Justice Center	62,500	-	-	-	-	62,500
Juvenile Justice	165,000	-	-	-	-	165,000
Health Department	115,000	-	-	-	-	115,000
Old Courthouse	96,500	-	-	-	-	96,500
Senior Centers	50,000	-	-	-	-	50,000
Various Building Improvements	-	500,000	500,000	500,000	500,000	2,000,000
<b>Total Building Improvements/ Major Maintenance</b>	<b>\$ 1,285,000</b>	<b>\$ 1,200,000</b>	<b>\$ 1,200,000</b>	<b>\$ 1,200,000</b>	<b>\$ 1,200,000</b>	<b>\$ 6,085,000</b>

Building Improvements and Major Maintenance includes additions and major renovations to County facilities, including the County's portion of the City-County Building shared with the City of Knoxville.

Items in this category are needed to expand or improve County facilities and to maintain existing facilities in good working order.



## ENGINEERING AND PUBLIC WORKS

Description	Adopted					
	FY 2020	FY 2021	FY 2022	FY 2023	FY 2024	Total
<b>Highways:</b>						
Schaad Road Phase 4	\$ 3,000,000	\$ 8,000,000	\$ -	\$ -	\$ -	\$ 11,000,000
Brickyard Road and West Beaver Creek Improvements	750,000	-	-	-	-	750,000
Canton Hollow Road Improvements	5,000,000	2,000,000	1,000,000	-	-	8,000,000
Rutledge Pike and Roberts Road Signalization	250,000	-	-	-	-	250,000
Countywide Road Improvements	-	-	10,000,000	11,000,000	11,000,000	32,000,000
Emory Road and Bishop/Taggart/Norman Jack	300,000	-	-	-	-	300,000
Cherahala Extension	2,500,000	1,500,000	-	-	-	4,000,000
Culvert and Drainage Improvements	150,000	250,000	250,000	250,000	250,000	1,150,000
Bridge Repair and Replacement	250,000	750,000	750,000	1,000,000	1,000,000	3,750,000
Sidewalk Construction/ADA Compliance	250,000	500,000	500,000	500,000	500,000	2,250,000
TDOT Partnerships	500,000	750,000	750,000	1,000,000	1,000,000	4,000,000
Interagency Partnerships	250,000	500,000	500,000	500,000	500,000	2,250,000
CMAQ	50,000	50,000	50,000	50,000	50,000	250,000
Geometric Improvements	250,000	350,000	350,000	350,000	350,000	1,650,000
State Aid Projects	150,000	150,000	150,000	150,000	150,000	750,000
<b>Total Highways</b>	<b>13,650,000</b>	<b>14,800,000</b>	<b>14,300,000</b>	<b>14,800,000</b>	<b>14,800,000</b>	<b>72,350,000</b>
<b>Solid Waste:</b>						
Downtown Convenience Center Expansion/Relocation	20,000	80,000	2,000,000	-	-	2,100,000
Sanitary/Storm Sewer Infrastructure Assessment and Retrofit	20,000	50,000	20,000	-	-	90,000
<b>Total Solid Waste</b>	<b>40,000</b>	<b>130,000</b>	<b>2,020,000</b>	<b>-</b>	<b>-</b>	<b>2,190,000</b>
<b>Stormwater</b>	<b>500,000</b>	<b>435,000</b>	<b>435,000</b>	<b>435,000</b>	<b>435,000</b>	<b>2,240,000</b>
<b>Facility Improvements</b>						
Baxter Avenue	75,000	75,000	100,000	-	-	250,000
<b>Total Facility Improvements</b>	<b>75,000</b>	<b>75,000</b>	<b>100,000</b>	<b>-</b>	<b>-</b>	<b>250,000</b>
<b>Total Engineering and Public Works</b>	<b>\$ 14,265,000</b>	<b>\$ 15,440,000</b>	<b>\$ 16,855,000</b>	<b>\$ 15,235,000</b>	<b>\$ 15,235,000</b>	<b>\$ 77,030,000</b>



**KNOX COUNTY SCHOOLS**

**Adopted**

<b>Description</b>	<b>FY 2020</b>	<b>FY 2021</b>	<b>FY 2022</b>	<b>FY 2023</b>	<b>FY 2024</b>	<b>Total</b>
Physical Plant Upgrades	\$ 2,000,000	\$ 1,000,000	\$ 1,000,000	\$ 1,000,000	\$ 1,000,000	\$ 6,000,000
Roof Upgrades	1,120,000	1,500,000	1,500,000	1,500,000	1,500,000	7,120,000
Land Acquisition	2,500,000	-	-	-	-	2,500,000
HVAC Upgrades	1,430,000	1,500,000	1,500,000	1,500,000	1,500,000	7,430,000
Foundation Stabilization	-	250,000	-	250,000	-	500,000
BEP Growth (Modular Classroom Purchase/Relocation)	750,000	500,000	500,000	250,000	250,000	2,250,000
Security Upgrades	1,500,000	1,500,000	750,000	750,000	750,000	5,250,000
Halls High School General Renovation	-	1,000,000	-	-	-	1,000,000
Gibbs High School Stadium Upgrade	-	2,000,000	-	-	-	2,000,000
School Accessibility	100,000	-	100,000	-	100,000	300,000
Environmental Testing and Remediation	-	100,000	100,000	100,000	100,000	400,000
Technology Upgrades	400,000	300,000	300,000	300,000	300,000	1,600,000
Systemwide Drives, Parking and Paving	700,000	500,000	500,000	500,000	1,500,000	3,700,000
Tipton Station Road Crossing	1,300,000	-	-	-	-	1,300,000
Lonsdale Construction	3,000,000	14,000,000	2,000,000	-	-	19,000,000
Northwest Elementary School Construction	-	3,000,000	15,000,000	4,000,000	-	22,000,000
North Central Elementary Solution:						
Brickey-McCloud 200 Student Addition	-	3,000,000	-	-	-	3,000,000
Sterchi 250 Student Addition	-	-	-	1,800,000	5,200,000	7,000,000
Adrian Burnett Construction	1,000,000	2,800,000	12,600,000	2,600,000	-	19,000,000
<b>Total School Projects</b>	<b>\$ 15,800,000</b>	<b>\$ 32,950,000</b>	<b>\$ 35,850,000</b>	<b>\$ 14,550,000</b>	<b>\$ 12,200,000</b>	<b>\$ 111,350,000</b>

Physical plant upgrades consist of major maintenance and upgrades to various existing facilities, which help keep the facilities in good working order.



## MAJOR EQUIPMENT

Description	Adopted					Total
	FY 2020	FY 2021	FY 2022	FY 2023	FY 2024	
Engineering and Public Works	\$ 518,000	\$ -	\$ -	\$ -	\$ -	\$ 518,000
Information Technology Equipment	365,000	-	-	-	-	365,000
Sheriff's Office	2,421,978	-	-	-	-	2,421,978
Parks and Recreation	172,751	-	-	-	-	172,751
Fire Prevention Bureau	29,000	-	-	-	-	29,000
Public Library	157,271	-	-	-	-	157,271
Codes Administration	59,000	-	-	-	-	59,000
Property Assessor	67,000	-	-	-	-	67,000
Solid Waste Recycling	110,000	-	-	-	-	110,000
Juvenile Court	30,000	-	-	-	-	30,000
Other Equipment-Various	-	4,000,000	4,000,000	4,000,000	4,000,000	16,000,000
<b>Total Major Equipment</b>	<b>\$ 3,930,000</b>	<b>\$ 4,000,000</b>	<b>\$ 4,000,000</b>	<b>\$ 4,000,000</b>	<b>\$ 4,000,000</b>	<b>\$ 19,930,000</b>

Major equipment includes the non-routine acquisition of long-lived capital equipment.

These items are planned to be acquired from debt proceeds, which will be repaid over a shorter period than debt that will be issued for longer-term capital expenditures for buildings and building improvements.

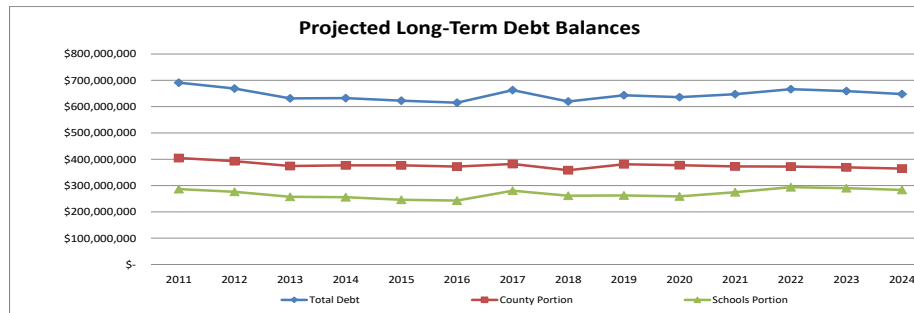
This process will match the useful lives of the capital assets with the repayment of the related debt.





# Capital Improvement Plan Projected Changes in Bonded Debt Balances

Year Ending June 30,	Knox County General Obligation Debt				Knox County Schools Portion-General Obligation Debt				Total Knox County Debt			
	Total Planned Bond Proceeds	Expected Bond Principal Payments	Increase (Decrease) in Outstanding Debt	Outstanding Debt, End of Year	Total Planned Bond Proceeds	Expected Bond Principal Payments	Increase (Decrease) in Outstanding Debt	Outstanding Debt, End of Year	Total Planned Bond Proceeds	Expected Bond Principal Payments	Increase (Decrease) in Outstanding Debt	Outstanding Debt, End of Year
2011 (Audited)				\$ 404,761,105				\$ 286,425,363				\$ 691,186,468
2012 (Audited)	\$ 17,090,000	\$ 28,916,145	\$ (11,826,145)	\$ 392,934,960	\$ 18,815,000	\$ 29,159,557	\$ (10,344,557)	\$ 276,080,806	\$ 35,905,000	\$ 58,075,702	\$ (22,170,702)	\$ 669,015,766
2013 (Audited)	-	18,470,460	(18,470,460)	374,464,500	-	18,928,821	(18,928,821)	257,151,985	-	37,399,281	(37,399,281)	631,616,485
2014 (Audited)	20,962,906	18,540,042	2,422,864	376,887,364	18,112,094	19,754,239	(1,642,145)	255,509,840	39,075,000	38,294,281	780,719	632,397,204
2015 (Audited)	74,476,292	74,547,695	(71,403)	376,815,961	28,423,708	37,936,586	(9,512,878)	245,996,962	102,900,000	112,484,281	(9,584,281)	622,812,923
2016 (Audited)	16,515,000	21,359,396	(4,844,396)	371,971,565	19,385,000	22,364,885	(2,979,885)	243,017,077	35,900,000	43,724,281	(7,824,281)	614,988,642
2017 (Audited)	31,680,000	21,782,280	9,897,720	381,869,285	58,585,000	20,992,001	37,592,999	280,610,076	90,265,000	42,774,281	47,490,719	662,479,361
2018 (Audited)	42,420,000	66,046,162	(23,626,162)	358,243,123	15,360,000	34,648,119	(19,288,119)	261,321,957	57,780,000	100,694,281	(42,914,281)	619,565,080
2019 (Projected)	47,192,185	24,489,850	22,702,335	380,945,458	21,387,815	20,404,431	983,384	262,305,341	68,580,000	44,894,281	23,685,719	643,250,799
2020	21,430,000	25,156,437	(3,726,437)	377,219,021	15,800,000	19,051,221	(3,251,221)	259,054,120	37,230,000	44,207,658	(6,977,658)	636,273,141
2021	21,440,000	25,887,633	(4,447,633)	372,771,388	32,950,000	17,432,473	15,517,527	274,571,647	54,390,000	43,320,106	11,069,894	647,343,035
2022	22,655,000	22,997,796	(342,796)	372,428,592	35,850,000	16,479,350	19,370,650	293,942,297	58,505,000	39,477,146	19,027,854	666,370,889
2023	21,035,000	24,334,825	(3,299,825)	369,128,767	14,550,000	18,488,177	(3,938,177)	290,004,120	35,585,000	42,823,002	(7,238,002)	659,132,887
2024	21,035,000	25,881,977	(4,846,977)	364,281,790	12,200,000	18,654,591	(6,454,591)	283,549,529	33,235,000	44,536,568	(11,301,568)	647,831,319
<b>Total</b>	<b>\$ 357,931,383</b>	<b>\$ 398,410,698</b>	<b>\$ (40,479,315)</b>	<b>\$ 364,281,790</b>	<b>\$ 291,418,617</b>	<b>\$ 294,294,451</b>	<b>\$ (2,875,834)</b>	<b>\$ 283,549,529</b>	<b>\$ 649,350,000</b>	<b>\$ 692,705,149</b>	<b>\$ (43,355,149)</b>	<b>\$ 647,831,319</b>



## Capital Improvement Plan Projected Debt Service Expenditure Projections – Bonded Debt

Year Ending June 30,	Knox County General Obligation Bonded Debt			Knox County Schools General Obligation Bonded Debt			Total General Obligation Bonded Debt		
	Annual Projected Debt Service Requirements Applicable to Bonded Debt:			Annual Projected Debt Service Requirements Applicable to Bonded Debt:			Annual Projected Debt Service Requirements Applicable to Bonded Debt:		
	Principal	Interest	Total	Principal	Interest	Total	Principal	Interest	Total
Audited:									
2018	21,672,644	12,631,309	34,303,953	19,906,637	10,970,249	30,876,886	41,579,281	23,601,558	65,180,839
Budgeted:									
2019	24,231,587	15,696,507	39,928,094	20,308,417	11,822,973	32,131,390	44,540,004	27,519,480	72,059,484
Projected:									
2020	25,156,437	15,678,957	40,835,394	19,051,221	11,490,560	30,541,781	44,207,658	27,169,517	71,377,175
2021	25,887,633	15,406,852	41,294,485	17,432,473	11,303,651	28,736,124	43,320,106	26,710,503	70,030,609
2022	22,997,796	15,230,916	38,228,712	16,479,350	11,900,881	28,380,231	39,477,146	27,131,797	66,608,943
2023	24,334,825	15,245,772	39,580,597	18,488,177	12,717,276	31,205,453	42,823,002	27,963,048	70,786,050
2024	25,881,977	15,179,005	41,060,982	18,654,591	12,652,669	31,307,260	44,536,568	27,831,674	72,368,242
<b>Total</b>	<b>\$ 170,162,899</b>	<b>\$ 105,069,318</b>	<b>\$ 275,232,217</b>	<b>\$ 130,320,866</b>	<b>\$ 82,858,259</b>	<b>\$ 213,179,125</b>	<b>\$ 300,483,765</b>	<b>\$ 187,927,577</b>	<b>\$ 488,411,342</b>

Note: The amounts shown in this schedule may differ from the amounts shown on the preceding schedule of Debt Principal Projections Fund and the total Debt Service Fund budget.

The amounts included in this schedule pertain only to bonded debt, and therefore these amounts exclude the effects of budgeted and actual payments made from the Debt Service Fund for other debt obligations (loans and capital leases). In addition, actual totals reported in the audited CAFR may, when applicable, include the effects of bonds repaid from proceeds of a debt refunding transaction, rather than from the regular debt service budget.

Furthermore, the amounts shown in the debt service budget may include estimates of debt service for bonds planned to be issued prior to the end of the fiscal year, whereas the projected amounts shown in the Debt Principal Projections schedule have been updated to reflect the actual debt service, where applicable.

In order to keep a consistent comparison between years, the effects of these transactions are also excluded from amounts shown above.



**KNOX COUNTY  
TENNESSEE**

Finance Department

Address: 400 West Main Street, Suite630 | Knoxville, TN 37902

Phone: 865-215-2350 | [www.knoxcounty.org/finance](http://www.knoxcounty.org/finance)



# KNOX COUNTY TENNESSEE

## Finance Department

Address: 400 West Main Street, Suite 630 | Knoxville, TN 37902

Phone: 865-215-2350 | [www.knoxcounty.org/finance](http://www.knoxcounty.org/finance)